

ARGON

6350



02 OWNER'S MANUAL

03 ILLUSTRATIONS

04 SPECIFICATIONS

Owner 's manual

Introduction

Thank you for choosing Argon Audio loudspeakers, we hope they will bring you many years of enjoyment. Please read this manual fully before unpacking and installing the product.

Carton contents

We have during production and packing carefully checked and inspected these loudspeakers.

After unpacking please check for any damage from transport. We recommend that you keep the original carton box and packing material for any future shipping.

Loudspeaker installation

The speakers are best used with the tweeters approximately at ear level when seated.

Loudspeaker positioning

Variations in placement of your loudspeakers can produce dramatic differences in the way music sounds. No listening rooms are the same and therefore we encourage you to spend some time experimenting with which placements work best in your listening room. Trust your ears and be willing to experiment freely. You can start with our basic recommendations.

Please try to ensure that the rooms surroundings of each loudspeaker left and right are similar in acoustic character. For example, if one loudspeaker is placed on bare walls while the other is placed close to soft furniture's and curtains, both the overall sound quality and the stereo image are likely to be compromised.

Because bookshelves are usually located close to the wall, placement on bookshelves will often provide a richer, more full-bodied sound. In other words; you will get more Bass. On the other hand, if you place the speakers free-standing you will get less Bass but a clearer sound.

To begin with, the speakers should be positioned between 1.5 m and 3 m apart at two corners of an equilateral triangle

completed by the listening area at the third corner. See fig. 1 The Argon 6350 is designed to play single-standing, if the room is not too big.

In bigger rooms a subwoofer will need to be added in order to get optimal sound.

Home Theatre Systems

Argon 6350 can be used as front channels in a surround sound home theatre system.

Positioning the front loudspeakers within approximately 1 metre of the sides of your TV will create the best sound image in scale with the visual image. The loudspeakers' height should ideally be between the centre and top of the screen.

If Argon 6350 are to be used for reproducing the surround channels in a multi channel home theatre system, we suggest you place them as illustrated in Figures 2 to 4 depending on the number of channels.

Connecting your loudspeakers

We recommend that you read the manual of your amplifier or av-receiver carefully before connecting your loudspeakers. Please switch off all equipment when connecting your loudspeakers.

The binding posts on the terminal accepts wire up to Ø 4mm or cables with banana plugs.

Make sure that positive terminal binding posts on the speaker (marked + and colored red) are connected to the positive output terminal binding posts on the amplifier and that the negative terminals on the speaker (marked – and colored black) are connected to the negative output terminal on the amplifier. See fig 5.

You are now ready to enjoy your Argon 6350 loudspeakers...!

Running-in period

We recommend a running-in time of your new Argon 6350 loudspeakers of approximately 15-20 hours at normal listening level before you decide on the final positioning of the loudspeakers. During the running-in time the drive units will settle in and perform as intended.

Care and cleaning

We don't recommend use of any solvents or cleaners on Argon 6350 cabinets, the cabinet surface usually only requires dusting or cleaning with a damp soft cloth (only use cold clean water).

The grille fabric may be cleaned with a normal clothes brush or

vacuumed carefully with the grille detached from the cabinet. Avoid touching the drive units, especially the tweeter, as damage may result.

Environmental information

Argon 6350 loudspeakers comply with international directives on the Restriction of Hazardous Substances (RoHS) in electrical and electronic equipment and the disposal of Waste Electrical and Electronic Equipment (WEEE) - the crossed bin symbol indicates compliance and that the products must be appropriately recycled or processed in accordance with these directives.

fig. 1 stereo

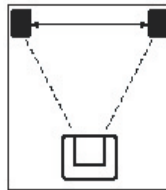


fig. 2 surround 5.1

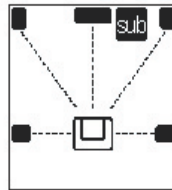


fig. 3 surround 6.1

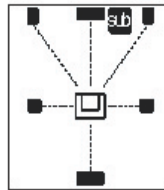


fig. 4 surround 7.1

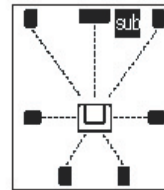
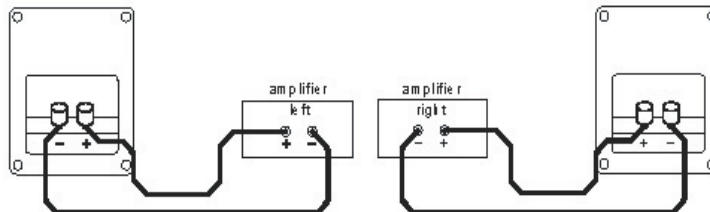


fig. 5 amplifier & terminal



Specifications:

2 Way Loader Speaker 2 – Drivers
1” Neo Dynamium Tweeter Speaker
5 1/4” Woofer Speaker
Frequency Response (-3db): 65Hz-20KHz
Sensitivity:(at 1W/1m): 85dB +/- 2db
Impedance: 4Ω Power:
Handling: 50W at 4Ω
Power handling 100W at 4Ω

Dear Customer,

Quality has always been our driving force and founding Argon Audio is a natural extension of this philosophy. We have 20 years' experience in creating and specifying high quality products, manufacturing them and selling them on to end users with Value-for-Money as the primary aim. And Argon Audio is a brand fully compliant with these values. Design, features and quality standards are all specified in Denmark and manufacturing takes place in the Far East, where quality vendors are highly competitive - and as a result supply outstanding Value-for-Money products – to the delight of both ourselves and our customers!