


MICRO™

The Magazine of the APPLE, KIM, PET
and Other 6502 Systems



The Boolean PET

NO 14

July 1979

\$2.00

APPLE II® PROFESSIONAL SOFTWARE

PIE TEXT EDITOR

PIE (PROGRAMMA IMPROVED EDITOR) is a two-dimensional cursor-based editor designed specifically for use with memory-mapped and cursor-based CRT's. It is totally different from the usual line-based editors, which were originally designed for Teletypes. The keys of the system input keyboard are assigned specific PIE Editor function commands. Some of the features included in the PIE system are: Blinking Cursor; Cursor movement up, down, right, left, plus tabs; Character insert and delete; String search forwards and backwards; Page scrolling; GOTO line number, plus top or bottom of file; Line insert and delete anywhere on screen; Move and copy (single and multiple lines); Append and clear to end of line; Efficient memory usage. The following commands are available in the PIE Text Editor and each is executed by depressing the systems argument key simultaneously with the command key desired:

[LEFT]	Move cursor one position to the left
[RGHT]	Move cursor one position to the right
[UP]	Move cursor up one line
[DOWN]	Move cursor down one line
[BHOM]	Home cursor in lower left hand corner
[HOME]	Home cursor in upper left hand corner
[-PAG]	Move up (toward top of file) one "page"
[+PAG]	Move down (toward bottom of file) one "page"
[LTAB]	Move cursor left one horizontal tab
[RTAB]	Move cursor right one horizontal tab
[GOTO]	Go to top of file (line 1)
[ARG]n[GOTO]	Go to line 'n'
[BOT]	Go to bottom of file (last line + 1)
[-SCH]	Search backwards (up) into file for the next occurrence of the string specified in the last search command
[ARG]t[-SCH]	Search backwards for string 't'
[+SCH]	Search forwards (down) into the file for the next occurrence of the string specified in the last search command
[ARG]t[+SCH]	Search forward for string 't'
[APP]	Append -move cursor to last character of line +1
[INS]	Insert a blank line before the current line
[ARG]n[INS]	Insert 'n' blank lines before the current line
[DEL]	Delete the current line, saving it in the "push" buffer
[ARG]n[DEL]	Delete 'n' lines and save the first 20 in the "push" buffer
[DBLK]	Delete the current line as long as it is blank
[PUSH]	Save current line in "push" buffer
[ARG]n[PUSH]	Save 'n' lines in the "push" buffer
[POP]	Copy the contents of the "push" buffer before the current line
[CINS]	Enable character insert mode
[CINS][CINS]	Turn off character insert mode
[BS]	Backspace
[GOB]	Gobble - delete the current character and pull remainder of characters to right of cursor left one position
[EXIT]	Scroll all text off the screen and exit the editor
[ARG][HOME]	Home Line - scroll up to move current line to top of screen
[APP][APP]	Left justify cursor on current line
[ARG][GOB]	Clear to end of line
Apple PIE Cassette	16K \$19.95
TRS-80PIE Cassette	16K 19.95
Apple PIE Disk	32K 24.95

6502FORTH · Z-80FORTH 6800 FORTH

FORTH is a unique threaded language that is ideally suited for systems and applications programming on a micro-processor system. The user may have the interactive FORTH Compiler/Interpreter system running stand-alone in 8K to 12K bytes of RAM. The system also offers a built-in incremental assembler and text editor. Since the FORTH language is vocabulary based, the user may tailor the system to resemble the needs and structure of any specific application. Programming in FORTH consists of defining new words, which draw upon the existing vocabulary, and which in turn may be used to define even more complex applications. Reverse Polish Notation and LIFO stacks are used in the FORTH system to process arithmetic expressions. Programs written in FORTH are compact and very fast.

SYSTEM FEATURES & FACILITIES

Standard Vocabulary with 200 words
Incremental Assembler
Structured Programming Constructs
Text Editor
Block I/O Buffers
Cassette Based System
User Defined Stacks
Variable Length Stacks
User Defined Dictionary
Logical Dictionary Limit
Error Detection
Buffered Input

CONFIGURATIONS

AppleFORTH Cassette 16K	\$34.95
AppleFORTH Disk 32K	49.95
PetFORTH Cassette 16K	34.95
TRS-80FORTH Cassette 16K	34.95
SWTPCFORTH Cassette 16K	34.95

LISA INTERACTIVE ASSEMBLER

LISA is a totally new concept in assembly language programming. Whereas all other assemblers use a separate or co-resident text editor to enter the assembly language program and then an assembler to assemble the source code, LISA is fully interactive and performs syntax/addressing mode checks as the source code is entered in. This is similar in operation to the Apple II Integer BASIC Interpreter. All error messages that are displayed are in plain, easy to understand English, and not simply an Error Code. Commands in LISA are structured as close as possible to those in BASIC. Commands that are included are: LIST, DELETE, INSERT, PR #n, IN #n, SAVE, LOAD, APPEND, ASM, and a special user-definable key envisioned for use with "dumb" peripherals. LISA is DISK II based and will assemble programs with a textfile too long to fit into the Apple memory. Likewise, the code generated can also be stored on the Disk, hence freeing up memory for even larger source programs. Despite these Disk features, LISA is very fast; in fact LISA is faster than most other commercially available assemblers for the Apple II. Not only is LISA faster, but also, due to code compression techniques used LISA requires less memory space for the text file. A full source listing containing the object and source code are produced by LISA, in addition to the symbol table
Apple II 32K/Disk \$34.95

ASM/65 EDITOR ASSEMBLER

ASM/65 is a powerful, 2 pass disk-based assembler for the Apple II Computer System. It is a compatible subset of the FORTRAN cross-assemblers which are available for the 6500 family of micro-processors. ASM/65 features many powerful capabilities, which are under direct control of the user. The PIE Text Editor co-resides with the ASM/65 Assembler to form a comprehensive development tool for the assembler language programmer. Following are some of the features available in the ASM/65 Editor Assembler.

PIE Text Editor Command Repertoire
Disk Based System
Decimal, Hexadecimal, Octal, & Binary Constants

ASCII Literal Constants
One to Six character long symbols
Location counter addressing "****"
Addition & Subtraction Operators in Expressions

High-Byte Selection Operator
Low-Byte Selection Operator
Source statements of the form:
[label] [opcode] [operand]
[;comment]

56 valid machine instruction mnemonics
All valid addressing modes

Equate Directive
BYTE Directive to initialize memory locations

WORD Directive to initialize 16-bit words
PAGE Directive to control source listing

SKIP Directive to control source listing
OPT Directive to set select options
LINK Directive to chain multiple text files

Comments
Source listing with object code and source statements
Sorted symbol table listing

CONFIGURATION

Apple II	48K/Disk	\$69.95
----------	----------	---------

PROGRAMMA INTERNATIONAL, INC.

3400 Wilshire Blvd.
Los Angeles, CA 90010

(213) 384-0579 • 384-1116 • 384-1117

Apple II is a registered trademark of Apple Computers, Inc. These professional products are available at your local computer dealer.

PROGRAMMA Software Products



apple II

See if you qualify for a CCI of O C P / F Card and get great discounts on selected purchases for your Apple and PET.

PET™

We have the Most Complete Stock of APPLE and PET Software in Southern California. (Send for our Catalog — \$1.00)

16K RAM CHIP SET FOR APPLE II ONLY (Tested & Burned In) \$95⁰⁰

WORKSHOPS: Call for details.

- PET—3rd Saturday of the Month
- APPLE—4th Saturday of the Month

Reference Books For APPLE and PET Owners

- Programming the 6502 9.95
- PET User Manual (New from Commodore) 9.95
- First Book of KIM 8.95
- MOS Tech Programming Manual (6502) 12.00
- MOS Tech Hardware Manual 12.00

CLASSES: Apple Topics

We offer a series of classes on Apple II to acquaint owners with some of the unique features and capabilities of their system. Topics covered are Apple Sounds, Low Res. Graphics, Hi Res. Graphics, Disk Basics, and How to Use Your Reference Material. Sessions are held every Thursday Night at 7:00 p.m.

HARDWARE

HARDWARE FOR APPLE II

- **Upper & Lower Case Board**
Now you can display both upper and lower case characters on your video with the Apple II. Includes assembled circuit board and sample software \$49.95
- **Programmer Aide** \$50.00
- **PRINTER SPECIALS FOR APPLE AND PET**
- **TRENDCOM 100** with interface for Apple or PET \$450.00
- **LITE PEN** used with TV or monitor screen 34.95

LIMITED QUANTITY

Refurbished Selectric typewriters serially interfaced for plug in to APPLE II \$1000.00
All orders must be prepaid. Delivery in 4 to 8 weeks ARO or full refund.

- **Anadex DP-8000** with tractor
8" paper width and Apple interface \$1050
- **Centronics 779-2 for Apple II**
With parallel interface \$1245.00

SOFTWARE FOR APPLE II

- PASCAL from Programma 49.95
- FORTH 49.95
- LISP—from Apple Software Bk No. 3 N/C
- LISA—interactive disk assembler 34.95
- WHATSIT—Excellent conversational data base manager 32K 100.00 48K 125.00
- SARGON—Best chess we carry 19.95
- APPLE PIE—Excellent text editor 24.95
- FORTE—Music editor in hires 19.95
- FASTGAMMON—Excellent backgammon game with graphics Tape 20.00 Disk 25.00
- APPLE 21—Excellent blackjack game 9.95
- BRIDGE CHALLENGER—Computer bridge 14.95
- **FINANCIAL MANAGEMENT SYSTEM**
 - Accounts Payable
 - Accounts Receivable
 - Inventory Control
 - \$200 Each Package
 - Ledger Processing
 - Payroll
 - \$800 Complete
 - \$10 for Manual

PET HARDWARE

- **PET 2001-8 Computer** Standard PET with integral cassette and calculator type keyboard 8K bytes of memory (7167 net) \$795.00
- **PET 2001-16N Computer** PET with 16K bytes of memory and large keyboard with separate numeric pad and graphics on keys. External cassette optional. (15,359 net) \$995.00
- **PET 2001-16B Computer** As above but has standard type-writer keyboard. No graphic keys \$995.00
- **PET 2001-32N Computer** Identical to 2001-16N with 32K bytes of memory. (31,743 net) \$1,295.00
- **PET 2001-32B Computer** Identical to 2001-32N with 32K bytes of memory. (31,743 net) \$1,295.00

*Retrofit kit required for operation with PET 2001-8.

PERIPHERALS

- **PET 2021 Printer** 80 column dot matrix electrostatic printer with full PET graphics capability \$549.00
- **PET 2022 Printer** 80 column dot matrix printer with plain paper or forms handling tractor feed. Has full PET graphics \$995.00
- **PET 2023 Printer** 80 column dot matrix printer. Plain paper printer with full PET graphics \$849.00
- **PET 2040 Dual Drive Mini Floppy Disk*** Dual drive intelligent mini floppy system. 343K net user storage capacity \$1,295.00

SOFTWARE FOR PET

- Mirrors and Lenses 19.95
- The States 14.95
- Real Estate 1 & 2 59.95
- Momentum and Energy 19.95
- Projectile Motion 19.95
- Mortgage 14.95
- Dow Jones 7.95
- Petunia Player Sftwr 14.95
- Checkers and Baccarat 7.95
- Chess 19.95
- Series Parallel and Circuit Analysis 19.95
- Home Accounting 9.95
- BASIC Math 29.95
- Game Playing with BASIC Vol. I, II, III 9.95 each

WHY SHOULD YOU BUY FROM US?

Because we can help you solve your problems and answer your questions. We don't claim to know everything, but we try to help our customers to the full extent of our resources.

—Prices subject to change.—

COMPUTER COMPONENTS OF ORANGE COUNTY

6791 Westminster Ave., Westminster, CA 92683 714-891-2584

Hours: Tues-Fri 11:00 AM to 8:00 PM—Sat 10:00 AM to 6:00 PM (Closed Sun, Mon)

Master Charge, Visa, B of A are accepted. No COD. Allow 2 weeks for personal check to clear.

Add \$1.50 for handling and postage. For computer systems please add \$10.00 for shipping, handling and insurance. California residents add 6% Sales Tax.

PROGRESSIVE SOFTWARE

PRESENTS SOFTWARE AND HARDWARE FOR YOUR APPLE

Software:

SALES FORECAST

This program will give you the best forecast using the four most popular forecasting techniques, such as linear regression, log trend, power curve trend, and exponential smoothing. The program uses artificial intelligence to make the decision on the best fit, and displays all results for manual operation if desired. Written by Neil D. Lipson, requires 16K memory.

CURVE FIT

Will take any number of data points in any fashion, and give you the choice of having the computer choose the best curve fit, or you may choose yourself what type of fit you desire. The four given are log curve fit, exponential curve fit, least squares, and power curve fit. The results are then graphed. Written by Dave Garson, requires 16K memory.

CALENDAR

This program will perform two functions: days between dates (any two dates) or a perpetual calendar. If the calendar is chosen, it will automatically give the successive months by merely hitting the return key. May be used with or without a printer. Written by Ed Hanley, requires 16K memory.

STARWARS

The original and best starwars game, written by Bob Bishop. You fire upon the tie fighter after aligning the fighter in your crosshairs. This is a high resolution game in color that uses the paddles. Requires 16K memory.

ROCKET PILOT

This is an exciting game where you are on a planet taking off with your rocket ship, trying to fly over a mountain. The simulation of the rocket blasters actually accelerates you up, and if you are not careful, you will run out of sky. The contour of the land changes each time you play the game. Written by Bob Bishop, requires 16K memory.

SPACE MAZE

This game puts you in a maze with a rocky ship, and you try to "steer" out of it with your paddles or joystick. It's a real challenge. It is done in high resolution graphics in color, done by Bob Bishop. Requires 16K memory.

SAUCER INVASION

This program was written by Bob Bishop. You are being invaded by a flying saucer and you can shoot at it with your missile and control the position with your paddle. Requires 16K memory.

MISSILE-ANTI-MISSILE

Missile-Anti-Missile is a high resolution game. The viewer will see a target appear on the screen, followed by a 3-dimensional digital drawing of the United States. Then a small submarine appears. The submarine is controlled by hostile forces (upon pressing the space bar) which launches a pre-emptive nuclear strike upon the United States (controlled by paddle No. 1). At the time that the missile is fired from the submarine, the United States launches its own anti-missile (the anti-missile is controlled by paddle No. 0). There are many levels of play depending upon the speed. Written by Dave Moteles and Neil Lipson. Requires 16K memory.

MORSE CODE

This program allows the user to learn morse code by the user typing in letters, words or sentences in english. Then the dots and dashes are plotted on the screen. At the same time sounds are generated to match the screen's output. Several transmission speed levels are available. Written by Ed Handley. Requires 16K memory.

POLAR COORDINATE PLOT

A high resolution graphics program which provides the user with 5 primary classic polar coordinate plots and a method by which the user can insert his own equation. When the user's equation is inserted into the program it will plot on a numbered grid and then immediately after plotting, flash, in a table form, the data needed to construct such a plot on paper. The program takes 16K of memory and ROM board. Written by Dave Moteles.

UTILITY PAK 1

This is a combination of 4 programs: (by Vince Corsetti)

Integer to Applesoft Conversion - this program will convert any integer basic program to an applesoft program. After you finished, you merely correct all of those syntax errors that occur with applesoft only.

Disk Append - will append any two integer programs from a disk into one program.

Integer Basic Copy - allows you to copy an integer basic program from one disk to another by merely hitting return. Useful when copying the same program many times.

Update Applesoft - will correct Applesoft on the disk to eliminate the heading that always occurs when it is initially run.

Binary Copy - this program copies a binary file from one disk to another by merely hitting return. It automatically finds the length and starting address of the program for your convenience.

BLOCKADE

Two people try to block each other by buildings walls and blocking the other. An exciting game written in integer basic for 16K. Written by Vince Corsetti.

TABLE GENERATOR

Is a program which forms shape tables with ease. Shape tables are formed from directional vectors and the program also adds other information such as starting address, length and position of each shape. The table generator allows you to save the shape table in any usable location in memory. It is an applesoft program. Written by Summary Summers. Price: \$9.95

All Programs \$9.95 EACH

All Programs are 16K unless specified.

HARDWARE:

LIGHT PEN

Includes 5 programs. Light Meter, which gives you reading of light every fraction of a second from 0 to 588. The light graph will graph the value of light hitting the pen on the screen. The light pen will "draw" on the screen points which you have drawn and then connect them. It will also give the coordinates of the points if desired, drawn in hi-res. The fourth program will do the same except draw it in hi-res. The fifth program is a utility program that allows you to place any number of points on the screen for use in menu selection or in games, and when you touch this point, it will choose it. It is not confused by outside light, and uses artificial intelligence. Only the hi-res light pen requires 48K and ROM card. Written by Neil D. Lipson.

Light Pen supported by 5 programs . . . \$34.95

Send Check or M.O. to P.O. Box 273, Ply. Mtg., PA 19462

Programs Accepted for Publication-Highest Royalty Paid

Postage and Handling - Add \$1.00 for first item then 50¢ for each add'l

PA Residents Add 6% Sales Tax



July 1979
Issue Number Fourteen

Table of Contents

A Baudot Teletype Driver for the APPLE II by Lt. Robert Carlson, USN	5
Structured BASIC Editor and Pre-Processor by Robert Abrahamson	7
Intercepting DOS Errors from Integer BASIC by Andy Hertzfeld	17
AIM Your Spouse toward Success at the Supermarket by Melville Evans and Vernon Larrowe	19
Boolean Equations Reduced on the PET by Alan K. Christensen	23
Screen Dump to Printer for the APPLE II by R. M. Mottola	27
OSI Memory Test in BASIC by William L. Taylor	29
SYM and AIM Memory Expansion by Paul Smola	30
The First Book of Kim — on a SYM by Nicholas Vrtis	35
AMPERSORT by Alan G. Hill	39
The MICRO Software Catalog: X by Mike Rowe	54
To Tape or Not to Tape: What is the Question? by Noel G. Biles	57
6502 Bibliography: Part XI By Dr. William R. Dial	61

Staff



- Publisher**
Robert M. Tripp
- Editor**
Shawn Spilman
- Business Manager**
Maggie E. Fisher
- Circulation Manager**
Carol A. Stark
- Distribution**
Eileen M. Enos
Janet Santaguida
- Micro-Systems Lab**
James R. Witt, Jr.
Stephen L. Allen
- Comptroller**
Donna M. Tripp

MICRO™ is published monthly by:
MICRO Ink, Inc.
34 Chelmsford Street
Chelmsford, Massachusetts
617/256-5515
Mailing address for all correspondence, subscriptions and address changes is:
MICRO
P. O. Box 6502
Chelmsford, MA 01824
Application to mail at second-class postage rates is pending at: Chelmsford, MA 01824.
Publication Number: COTR 395770
Subscription in United States:
\$15.00 per year/12 issues.
Entire contents copyright © 1979 by:
MICRO Ink, Inc.

Advertiser's Index

Computer Components	1	Optimal Technology, Inc.	12
Computer Forum	64	P.S. Software House	60
The Computer Factory	15	Plainsman Micro Systems	18
The Computerist, Inc.	31-34	Powersoft, Inc.	47
Computer Shop	6	Programma International	IBC
Connecticut microComputers	22	Progressive Software	2
Edward Enterprizes	16	Pygmy Programming	18
Electronic Specialist, Inc.	60	RNB Enterprises	BC
Elliam Assciates	60	Seawell Marketing	63
EXCERT, Inc.	21	Softape	4
Hudson Digital Electronics	38	Softouch	18
MICRO	60	Weldon Electronics	IFC
Microspan	52	West Side Electronics	52
MICRO Technology Unlimited	59		

APPLE HI-RES GRAPHICS: The Screen Machine by Softape





Open the manual and LOAD the cassette. Then get ready to explore the world of Programmable Characters' with the SCREEN MACHINE™. You can now create new character sets — foreign alphabets, electronic symbols and even Hi-Res playing cards, or, use the standard upper and lower case ASCII character set.

The "SCREEN MACHINE" lets you redefine any keyboard character. Just create any symbol using a few easy key strokes and the "SCREEN MACHINE" will assign that symbol to the key of your choice. For example: create a symbol, an upside down "A" and assign it to the keyboard 'A' key. Now every time you press the 'A' key or when the Apple prints an 'A' it will appear upside down. Any shape can be assigned to any key!

The "SCREEN MACHINE" gives you the option of saving your character symbols to disk or tape for later use. There is no complicated 'patching' needed. The SCREEN MACHINE is transparent to your programs. Just print the new character with a basic print statement. The "SCREEN MACHINE" is very easy to use.

Included on the cassette are Apple Hi-Res routines in SOFTAPES prefix format. You can use both Apple's, routines and the SCREEN MACHINE to create microcomputing's best graphics.

Cassette, and Documentation, a complete package \$19.95



MICROGAMMON 1.0 Learn, practice and inhance your Backgammon ability with a true competitor. \$14.95

BRIGHT PEN What is the difference between a light and a Bright Pen? Intelligent Software and extensive documentation \$34.95

APPLE-LIS'NER Voice recognition Software. Create your own programs which 'listen' and understand 31 spoken words — English or Foreign. No hardware needed. \$19.95

APPLE TALKER Your Apple's voice. Create programs which talk to you in English or Spanish or any language. \$15.95



JUPITER EXPRESS Command your ship thru the hazards of the Asteroid belt between Mars and Jupiter \$9.95

FORTE' A music language, written like basic, you use line numbers for your notes. You can trace line numbers or notes. You can even print the words of any song. Save your song to your Disk . . \$19.95

FORTH Is the creation of Wm. Graves. This language gives you faster execution of programs than basic and is easier to program than machine language. Our 100 page manual will teach you everything you will need. FORTH comes complete with demo programs on one Apple diskette \$49.95


WHERE TO GET IT: Look for the SOFTAPE Software display in your local computer store. Apple dealers throughout the United States, Canada, South America, Europe and Australia carry the SOFTAPE Software line of quality products.

If your local dealer is sold out of SOFTAPE Software you can order it direct from us by check or Visa/Master Charge. If you have any questions please call us at:

 **1-213-985-5763** 

Or mail your order to the address below. We'll add your name to our mailing list for free literature and announcements of new products.

SOFTAPE  TM
10432 Burbank Blvd. • North Hollywood, CA 91601



A Baudot Teletype Driver for the APPLE II

Hard copy output can be economical if low cost surplus components are adapted to a 6502 system. Once the I/O interface has been achieved, character code incompatibility need not be a problem.

Lt. Robert Carlson, USN
N0AOT
3332 Crabapple Road
Virginia Beach, VA 23452

For many APPLE II owners, the investment in a high quality ASCII printer has to be deferred for a while and, in the interim, a printer of some sort is still highly desirable. One very inexpensive way to fill this need is to use the common Baudot Teletype. Typically, any of several models in good working order can be obtained for anywhere from \$25 to \$300. Large numbers of these units are made available as surplus by the telephone companies, the National Weather Service, and all branches of the Armed Forces.

As surplus, they sell for a small fraction of their original value. Of course, these Teletypes use an obsolete five bit character code, Baudot, but the following program performs the conversion from Baudot to ASCII automatically. If for some reason you need to use an ASCII character that does not convert directly to Baudot, such as the "=" sign, the program will print a space that you can fill in later. Alternatively, one could substitute some other Baudot character by changing the appropriate value in the lookup table. This problem is rarely encountered, except in certain BASIC program listings.

The program combines ideas from many other programs, but basically it is an adaptation of Chuck Carpenter's programs that appeared in MICRO 3:13 and 4:27. The program makes use of AN0, a one bit output port available on the paddle connector socket. There are no addresses used outside the program that can be "stepped on" by the system monitor or BASIC programs. While the printer is running, the characters will still appear on the video monitor normally, as they are printed.

Enter the program from the monitor at \$300. From Integer BASIC use a "CALL 768," and from AppleSoft use something like A =USR 768. To exit while in the monitor, hit RESET and, when in either BASIC, use "PR#0."

```
10 CALL 768
20 PRINT "TESTING BAUDOT DRIVER
1234567890."
30 PR#0
40 END
```

To change from 60 WPM to 100 WPM operation, change the timing value at \$377 from #5F to #48. The output can be inverted by exchanging the values at \$36F and \$374.

0020:	0300	A9	09	ORG	\$0300
0030:	0302	85	36	LDAIM	\$09
0040:	0304	A9	03	STA	\$0036
0050:	0306	85	37	LDAIM	\$03
0060:	0308	60		STA	\$0037
0070:	0309	8C	C2 03	RTS	
0080:	030C	8E	C3 03	STY	\$03C2
0090:	030F	48		STX	\$03C3
0100:	0310	20	2D 03	PHA	
0110:	0313	68		JSR	\$032D
0120:	0314	C9	8D	PLA	
0130:	0316	D0	0C	CMPIM	\$8D
0140:	0318	48		BNE	\$0324
0150:	0319	A9	00	PHA	
0160:	031B	20	2D 03	LDAIM	\$00
0170:	031E	A9	8A	JSR	\$032D
0180:	0320	20	2D 03	LDAIM	\$8A
0190:	0323	68		JSR	\$032D
0200:	0324	AC	C2 03	PLA	
0210:	0327	AE	C3 03	LDY	\$03C2
0220:	032A	4C	F0 FD	LDX	\$03C3
0230:	032D	29	7F	JMP	\$FDF0
0240:	032F	A2	3F	ANDIM	\$7F
0250:	0331	DD	81 03	LDXIM	\$3F
0260:	0334	F0	07	CMPX	\$0381
0270:	0336	CA		BEQ	\$033D
0280:	0337	10	F8	DEX	
0290:	0339	A9	04	BPL	\$0331
0300:	033B	D0	01	LDAIM	\$04
0310:	033D	8A		BNE	\$033E
0320:	033E	C9	20	TXA	
0330:	0340	B0	15	CMPIM	\$20
0340:	0342	2C	C4 03	BCS	\$0357
0350:	0345	10	0C	BIT	\$03C4
0360:	0347	48		BPL	\$0353
0370:	0348	A9	00	PHA	
0380:	034A	8D	C4 03	LDAIM	\$00
0390:	034D	A9	1F	STA	\$03C4
0400:	034F	20	66 03	LDAIM	\$1F
0410:	0352	68		JSR	\$0366
0420:	0353	20	66 03	PLA	
0430:	0356	60		JSR	\$0366
0440:	0357	2C	C4 03	RTS	
0450:	035A	30	F7	BIT	\$03C4
0460:	035C	48		BMI	\$0353
0470:	035D	A9	80	PHA	
0480:	035F	8D	C4 03	LDAIM	\$80
0490:	0362	A9	1B	STA	\$03C4
0500:	0364	D0	E9	LDAIM	\$1B
0510:	0366	A0	07	BNE	\$034F
0520:	0368	18		LDYIM	\$07
0530:	0369	09	E0	CLC	
0540:	036B	48		ORAIM	\$E0
0550:	036C	B0	05	PHA	
0560:	036E	8D	59 CO	BCS	\$0373
0570:	0371	90	03	STA	\$C059
0580:	0373	AD	58 CO	BCC	\$0376
0590:	0376	A9	5F	LDA	\$C058
0600:	0378	20	A8 FC	LDAIM	\$5F
0610:	037B	68		JSR	\$FCA8
0620:	037C	6E	A8 FC	PLA	
0630:	037F	88		ROR	
0640:	0380	D0	E9	DEY	
0650:	0382	60		BNE	\$036B
				RTS	

“ \$995

FOR A FLOPPY DISK BASED
COMPUTER ? ”



C1P MF: \$995!

First floppy disk based computer for under \$1000! A dramatic breakthrough in price and performance. Features OSI's ultra-fast BASIC-in-ROM, full graphics display capability, and large library of software on disk, including entertainment programs, personal finance, small business, and home applications. It's a complete programmable computer system ready to go. Just plug-in a video monitor or TV through an RF converter, and be up and running.

Can be expanded to 32K static RAM and a second mini-floppy. It also supports a printer, modem, real time clock, and AC remote interface, as well as OS-65D V3.0 development disk operating system.

VISA AND MASTER-
CHARGE ORDERS ARE
BOTH ACCEPTED.

COMPUTERSHOP

288 Norfolk St. (Cor. Hampshire St.)
Cambridge, Mass. 02139
617-661-2670

590 Commonwealth Ave.
Boston, Mass. 02215
617-247-0700

Route 16B
Union, N.H. 03887
603-473-2323

Structured BASIC Editor and Pre-processor

Enter, list, modify and resequence BASIC programs with this versatile pre-processor for the OSI Challenger. Here is one editor that you can modify because it is written in BASIC. What's more, you can modify it in structured BASIC because the structured BASIC syntax is implemented as a bonus.

Robert Abrahamson
5533 25th Avenue
Kenosha, WI 53140

This program is a line editor and pre-processor which converts a structured BASIC program into executable BASIC statements. It is written in Microsoft BASIC and takes up about 10K of memory. Using only string operations, it changes IF THEN ELSE, DO WHILE, CASE, REPEAT UNTIL, and REPEAT FOREVER structures into their equivalent forms.

Besides these constructs, it also allows the use of subroutine names. The editor portion of the program can add lines, delete single lines, delete blocks of lines, modify existing lines, print out a single line, print out a block of lines, print out the complete text, and resequence all of the lines. Table I is a list of editor commands.

The editor works by first reading in a string and comparing this string to a list of commands (see Figure 1). If it matches the string to a command, it then branches to the appropriate routine. Without a match, the program assumes that the string is a line of text. It next compares each character to a pound sign and a backwards slash. These characters are immediately changed to a comma or colon, respectively. Since BASIC does not accept commas or colons in an input string, this is a necessary inconvenience.

After this, the program tries to parse out the line number and checks for at least one non-numeric character after the line number. A missing line number initiates an error message. Thus, an illegal com-

mand would cause a message stating that one forgot the line number. On the other hand, a line number without following text would be interpreted as a request to delete that line number.

Upon finding a line number and text, it strips the line number from the text and stores the line number, separately, in a doubly linked circular list with a head node at an index of zero (see Figure 3).

The preprocessor alters the text received by the editor and returns control to the editor when processing is finished or an error is detected. First the preprocessor (see Figure 2) resequences the line numbers, insuring enough room to add lines later. The next step is to parse out the first token in the first line. This token is then compared with "SUBROUTINE." A match tells the program that this is a statement which declares a subroutine; to save the subroutine name and line number in the subroutine name table.

Matching with CASE, THEN, DO, REPEAT, ELSE, or a semi-colon requires the program to parse out the arithmetic expression, if it exists, and store it, along with a structure type code and line index, on the stack. A match with "END" causes a record to be popped from the stack, and a branch to a routine which converts that type of structure into standard BASIC statements.

If no match is found for any of these keywords, each character thereafter is compared with the ampersand, which is reserved for use only as the first character in a subroutine name. Finding an ampersand, the program parses out the subroutine name and stores it in the subroutine call table, along with line index, line length, and start and stop positions of the name. This same procedure is then repeated for every line of text. After finishing this, the subroutine call table is read, and every subroutine

Table I — Editor Command Summary

RESEQ	—	Renumbers all lines in multiples in ten.
LIST	—	Prints out entire text.
LIST X	—	X is a valid line number. Prints out only line number X. The space between LIST and X is optional.
LIST X Y	—	X is a valid line number, and Y can be any number. Prints out all lines from X to Y. There must be at least one non-numeric character between X and Y.
DEL X	—	Same restrictions as LIST X. Deletes only line number X.
DEL X Y	—	Same restrictions as LIST X Y. Deletes all lines from X to Y.
MOD X	—	Same restrictions as LIST X. Allows you to modify line number X. Program asks for a stop character and repetition.
NEW	—	Has the effect of clearing the text by breaking links.
BASIC	—	Command to start pre-processing.

name in the text is changed to a line number. This completes the pre-processing.

There are a few things to keep in mind when using this pre-processor. You should be very careful when coding GOTO statements, because the line numbers are resequenced before processing. The structured input text is altered, and so the structured text for all practical purposes is lost. As for using the structured statements, following the examples in the printout should help. Remember that in all of the structured statements spaces are necessary between words, and spaces must not be used within an arithmetic or logical expression. This is because the program uses the space, colon, and end of line to identify an expression or word ending. Multiple structured statements per line cannot be used because the program sees only the first one.

This pre-processor is relatively easy to use with a cassette interface. First enter the structured program using the editor, then convert it to BASIC with the Basic command. When you see the message stating that pre-processing is finished, type in "LIST" but do not hit return. Turn on your cassette, and then hit return. You now have the program on tape and can load it like any other program.

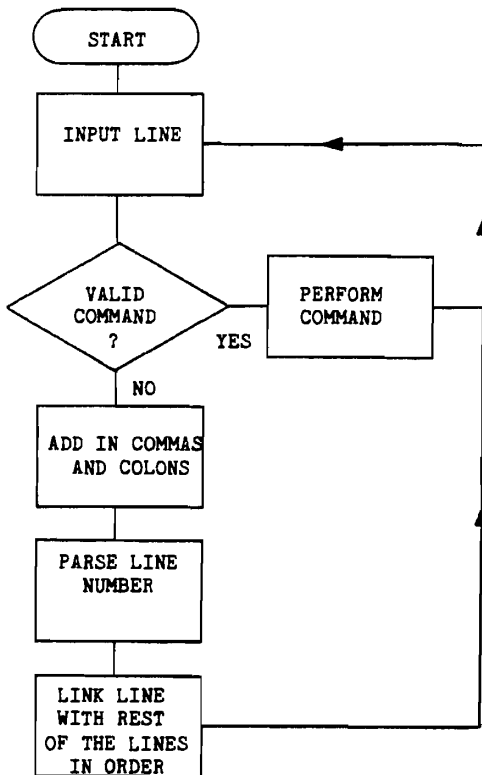


Figure 1: Editor Flow Chart

```

1 REM.....
2 REM.... PRE-PROCESSOR TO CONVERT STRUCTURED BASIC TO .....
3 REM....      BASIC .....
4 REM....      BY ROBERT ABRAHAMSON .....
5 REM....      4 MAY 79 .....
6 REM.....
10 DIM TS(100),LL(101),RL(101),LN(101),SC$(20),ST(20,4)
20 DIM SDS(20),SU(20),ARS(10),SR(10),IN(10)
30 REM... INITIATE AVAILABLE POOL OF NODES .....
40 FORI=1TO99:RL(I)=I+1:NEXTI
50 RL(100)=0:AV=1:RL(0)=0:LL(0)=0
60 INPUT SS
70 REM... DECODE COMMANDS .....
80 IFLEFT$(SS,3)="NEW"THEN30
90 IFLEFT$(SS,3)="DEL"THEN860
100 IFLEFT$(SS,3)="MOD"THEN960
110 IFLEFT$(SS,4)="LIST"THEN730
120 IFLEFT$(SS,5)="RESEQ"THENGOSUB370:GOTO60
130 IFLEFT$(SS,5)="BASIC"THEN1790
140 REM... ASSUME LINE OF TEXT .....
150 GOSUB1320:GOSUB450
160 IFP<>0THEN190
170 PRINT"OK, WHERE'S THE LINE NUMBER?"
180 GOTO60
190 IFLG>I THEN220
200 GOSUB640:IFGN=0THEN60
210 GOSUB1220:GOTO60
220 SS=RIGHT$(SS,LG-1)
230 REM... LOCATE WHERE TO ADD IN NEW LINE .....
240 GN=LL(0)
250 IFGN=0THENAN=0:GOTO340
255 IFLN>LN(GN)THENAN=GN:GOTO340
260 IFLN<LN(RL(0))THENAN=0:GOTO340
270 GN=0
280 GN=RL(GN):IFGN=0THEN320
290 IFLN=LN(GN)THENAN=LL(GN):GOTO330
300 IFLN>LN(GN)ANDLN<LN(RL(GN))THENAN=GN:GOTO340
310 GOTO280
320 PRINT"I CAN'T FIND A SPOT FOR THE NEW LINE.":GOTO60
330 GOSUB1220
340 GOSUB1160
350 IFGN=0THENPRINT"OUT OF TEXT SPACE":GOTO60
360 GOSUB1270:GOTO60
370 REM
380 REM...RESEQUENCE ROUTINE .....
390 REM
400 GN=0:LN=10
410 GN=RL(GN)
420 IFGN=0THENPRINT:RETURN
430 LN(GN)=LN:LN=LN+10
440 GOTO410
450 REM
460 REM... FIND START OF LINE NUMBER, PARSE IT OUT .....
470 REM... INPUTS: SS=STRING TO PARSE
480 REM... OUTPUTS: P,I=START AND END OF LINE NUMBER
490 REM...      LN =LINE NUMBER
500 REM...      LG =LENGTH OF SS
510 X=1
520 LG=LEN(SS)
525 IFX>LGTHENP=0:RETURN
530 FORP=XTOLG
540 ::A=ASC(MID$(SS,P,1))
550 ::IFA>=48ANDA<=57THEN580
560 NEXTP
570 P=0:RETURN
580 FORI=PTOLG
590 ::A=ASC(MID$(SS,I,1))
600 ::IFA<48ORA>57THENI=I-1:GOTO630
610 NEXTI
620 I=I-1
630 LN=VAL(MID$(SS,P,I-P+1)):RETURN
640 REM
650 REM... SUBROUTINE TO FIND LINE NUMBER .....
660 REM... INPUT LN=LINE NUMBER .....
670 REM... OUTPUT GN=INDEX .....
  
```

```

680 REM
690 GN=0
700 GN=RL(GN):IFGN=0 THEN RETURN
710 IFLN=LN(GN) THEN RETURN
720 GOTO 700
730 REM
740 REM... LIST ROUTINE .....
750 REM
760 GOSUB 450
770 IFP=0 THEN 820
780 GOSUB 640
790 IFGN=0 THEN PRINT:GOTO 60
800 X=I+1:GOSUB 520:IFP=0 THEN PRINTLN(GN):TS(GN):GOTO 60
801 PRINTLN(GN):TS(GN):GN=RL(GN)
802 IFLN(GN)<=LN AND GN<>0 THEN 801
810 GOTO 60
820 GN=0
830 GN=RL(GN):IFGN=0 THEN PRINT:GOTO 60
840 PRINTLN(GN):TS(GN)
850 GOTO 830
860 REM
870 REM... DELETE COMMAND PROCEDURE .....
880 REM
890 GOSUB 450
900 IFP<>0 THEN 920
910 PRINT"WHERE'S THE LINE NUMBER?":GOTO 60
920 GOSUB 640
930 IFGN=0 THEN PRINT"LINE NOT FOUND":GOTO 60
940 X=I+1:GOSUB 520:IFP=0 THEN GOSUB 1220:GOTO 950
941 G1=RL(GN):GOSUB 1220:GN=G1
942 IFLN(GN)<=LN AND GN<>0 THEN 941
950 PRINT"DELETED":GOTO 60
960 REM
970 REM... MODIFY COMMAND PROCEDURE .....
980 REM
990 GOSUB 450
1000 IFP=0 THEN PRINT"NO LINE NUMBER":GOTO 60
1010 GOSUB 640
1020 IFGN=0 THEN PRINT"NOT FOUND":GOTO 60
1030 PRINTLN(GN):TS(GN)
1040 PRINT"STOP CHARACTER":INPUT ST$
1050 PRINT"REPETITION":INPUT F
1060 PRINTLN(GN):
1070 FOR P=1 TO LEN(TS(GN))
1080   ::PRINT MID$(TS(GN),P,1):
1090   ::IF MID$(TS(GN),P,1)=ST$ THEN F=F-1
1100   ::IF F<3 THEN 1120
1110 NEXT P
1120 INPUT ST$
1130 S$=LEFT$(TS(GN),P)+ST$
1140 GOSUB 1320:TS(GN)=S$
1150 GOTO 800
1160 REM
1170 REM... SUBROUTINE GETNODE GN FROM POOL .....
1180 REM
1190 IF AV<>0 THEN 1210
1200 PRINT"OUT OF NODES":GN=0:RETURN
1210 GN=AV:AV=RL(AV):RETURN
1220 REM
1230 REM... SUBROUTINE DELETE NODE GN FROM LIST .....
1240 REM
1250 RL(LL(GN))=RL(GN):LL(RL(GN))=LL(GN)
1260 RL(GN)=AV:AV=GN:RETURN
1270 REM
1280 REM... SUBROUTINE ADD NODE GN TO RIGHT OF AN .....
1290 REM
1300 RL(GN)=RL(AN):LL(GN)=AN:LL(RL(AN))=GN
1310 RL(AN)=GN:LN(GN)=LN:TS(GN)=S$:RETURN
1320 REM
1330 REM... SUBROUTINE ADD IN COMMAS/COLONS TO TEXT .....
1340 REM
1350 LG=LEN(S$)
1360 FOR I=1 TO LG

```

INDEX	ARITHMETIC EXPRESSION	STRUCTURE TYPE CODE
IN(Q)	AR\$(Q)	SR(Q)
Q POINTS TO THE TOP OF THE STACK		

STACK
RECORD

LEFT LINK	LINE NUMBER	TEXT	RIGHT LINK
LL(I)	LN(I)	T\$(I)	RL(I)
CIRCULAR DOUBLE LINKED LIST WITH HEAD NODE AT I=0			

LINE OF
TEXT

NAME OF SUBROUTINE	START POS. OF NAME	END POS. OF NAME	LINE LENGTH	LINE INDEX
SC\$(SC)	ST(SC,1)	ST(SC,3)	ST(SC,4)	ST(SC,2)
SC POINTS TO THE LAST TABLE ENTRY				

SUBROUTINE
CALL TABLE

NAME OF SUBROUTINE	LINE NUMBER
SD\$(SD)	SU(SD)
SD POINTS TO THE LAST TABLE ENTRY	

SUBROUTINE
DEFINITION
OR NAME
TABLE

```

1370 ::IFMID$(S$,1,1)="#" THEN ST$="":GOTO1400
1380 ::IFMID$(S$,1,1)="\" THEN ST$="":GOTO1400
1390 ::GOTO1430
1400 ::S1$=LEFT$(S$,1-1)+ST$
1410 ::IFLG>1 THEN S1$=S1$+RIGHT$(S$,LG-1)
1420 ::S$=S1$
1430 NEXT I
1440 RETURN
1450 REM
1460 REM... PARSE SUBROUTINE .....
1470 REM... INPUTS: S$=STRING TO PARSE
1480 REM... P1=START POSITION
1490 REM... OUTPUTS: LG=LENGTH OF S$
1500 REM... P1=START OF TOKEN
1510 REM... P2=END OF TOKEN + 1
1520 REM... TK$=TOKEN
1530 LG=LEN(S$):TK$="....."
1540 IFMID$(S$,P1,1)=" " THEN P1=P1+1:GOTO1540
1550 FOR P2=P1 TO LG
1560 ::TP$=MID$(S$,P2,1)
1570 ::IF TP$=" " THEN 1610
1580 ::IF TP$="?" AND P2>P1 THEN 1610
1590 ::IF TP$=":" THEN 1610
1600 NEXT P2
1610 TK$=MID$(S$,P1,P2-P1)
1620 RETURN
1630 REM
1640 REM... SUBROUTINE PUSH ONTO STACK
1650 REM... INPUTS: TK$=ARITHMETIC EXPRESSION
1660 REM... SR=STRUCTURE TYPE CODE
1670 REM... IN=INDEX
1680 Q=0+1:IF Q>10 THEN PRINT "STACK OVERFLOW ERROR":STOP
1690 AR$(Q)=TK$:SR(Q)=SR:IN(Q)=IN
1700 RETURN
1710 REM
1720 REM... SUBROUTINE POP OFF OF STACK
1730 REM... OUTPUTS: TK$=ARITHMETIC EXPRESSION
1740 REM... SR=STRUCTURE TYPE CODE
1750 REM... IN=INDEX
1760 IF Q=0 THEN PRINT "STACK UNDERFLOW ERROR":STOP
1770 TK$=AR$(Q):SR=SR(Q):IN=IN(Q)
1780 Q=Q-1:RETURN
1790 REM
1800 REM... CONVERT STRUCTURED TO BASIC .....
1810 REM
1820 GOSUB 370
1830 NL=0:SD=0:SC=0:Q=0:G$="GOTO":G1$="REM"
1840 G2$="THEN":G3$="IF"
1850 NL=RL(NL):IF NL=0 THEN 3150
1860 S$=T$(NL):P1=1:GOSUB 1450
1870 IFTK$="SUBROUTINE" THEN 1890
1880 GOTO 1960
1890 P1=P2:GOSUB 1450
1900 IF LEFT$(TK$,1)=":" THEN 1930
1910 PRINT "ERROR IN SUBROUTINE NAME, NO &"
1920 PRINT LN(NL):T$(NL):GOTO 60
1930 T$(NL)=G1$+T$(NL):SD=SD+1
1940 IF SD>20 THEN PRINT "OUT OF SUB TABLE SPACE":GOTO 60
1950 SD$(SD)=TK$:SU(SD)=LN(NL):GOTO 1850
1960 IFTK$="DO" THEN 1980
1970 GOTO 2040
1980 P1=P2:GOSUB 1450
1990 IFTK$="WHILE" THEN 2010
2000 PRINT "ERROR IN DO WHILE STATEMENT SYNTAX":GOTO 1920
2010 P1=P2:GOSUB 1450
2020 SR=1:IN=NL:GOSUB 1630
2030 GOTO 1850
2040 IFTK$="REPEAT" THEN 2060
2050 GOTO 2150
2060 P1=P2:GOSUB 1450
2070 IFTK$="UNTIL" THEN 2110
2080 IFTK$="FOREVER" THEN 2100
2090 PRINT "ERROR IN REPEAT STRUCTURE SYNTAX":GOTO 1920
2100 IN=NL:SR=3:TK$="":GOTO 2130

```

Classified Ads

APPLE RENUMBER/APPEND - Integer and Applesoft! Programmer's Utility Pack. \$16.95 for disk or tape. Includes many other programs as well. SASE for info or order from:

Southwestern Data Systems
Box 582-M
Santee, CA 92071
714/562-3670

MAILING LIST PROGRAM for APPLE: Cassette program does 5 types of sorting and 3 types of searching. Entry of information simplified. Instructions included. Send \$ 19.95 in check/money order to: SOFTWARE TECHNOLOGY for COMPUTERS P.O. Box 428 Belmont, MA 02178

6502 MACRO Assembler and Text Editor. Over 40 commands and pseudo ops. Conditional Assembly and string search and replace. Versions for PET, APPLE II, SYM. SASE for info. \$ 35.00 + 2.00 S&H. C.W. Moser, 3239 Linda Drive Winston-Salem, N.C. 27106

PET MACHINE LANGUAGE GUIDE - Comprehensive manual with sections on using the PET's input and output routines, clocks and timers, floating, fixed and ASCII number conversion routines, built in arithmetic functions - all from machine language programs. Specify 4K/8K or 16K/32K Edition. VISA/Mastercharge. Order from: ABACUS SOFTWARE P.O. Box 7211 Grand Rapids, MI 49510

MICRO

Classified Ads

PROFIT from your micro. Don Lancaster's outrageous new book THE INCREDIBLE SECRET MONEY MACHINE tells, shows you how. \$6.95 autographed, postpaid, guaranteed. Visa Accepted. Quest your tinaja NOW!

Order from:

Synergetics MC-7
Box 1877
Thatcher, AZ 85552

ADVERTISE in MICRO for a mere \$10.00 !!! A classified ad such as the ones above, may be run in this new Classified Ad section for \$10.00. Ad may not exceed six lines, and only one ad per person, company, etc. Must relate to 6502 type stuff, and ad must be prepaid. You will reach over 6502 readers !!!

RESERVED

FOR

YOUR

AD

Software

Hardware

Employment

Swap

Ad Deadline:

5th of Month

Sell

Buy

MICRO™

PO Box 6502
Chelmsford, Mass 01824


MICRO

```

2110 P1=P2:GOSUB1450
2120 SR=2:IN=NL
2130 GOSUB1630:TS(NL)=G1$+T$(NL)
2140 GOT01850
2150 IFTK$="CASE"THEN2170
2160 GOT02220
2170 T$(NL)=G1$+T$(NL)
2180 IN=NL:SR=4:TK$=""
2190 GOSUB1630:GOTO1850
2220 IFTK$=";"THEN2240
2230 GOT02270
2240 P1=P2:GOSUB1450
2250 SR=5:IN=NL:GOSUB1630
2260 GOT01850
2270 IFTK$="THEN"THEN2290
2280 GOT02370
2290 P1=P2:GOSUB1450
2300 IFTK$="DO"THEN2320
2310 PRINT"ERROR IN IF-THEN DO STATEMENT SYNTAX":GOTO1920
2320 NM=LL(NL):P1=1:S$=T$(NM):GOSUB1450
2330 IFTK$<>"IF"THENNL=NM:GOTO2310
2340 P1=P2:GOSUB1450
2350 SR=6:IN=NM:GOSUB1630
2360 GOSUB1850
2370 IFTK$="ELSE"THEN2390
2380 GOT02420
2390 SR=7:IN=NL:TK$="":GOSUB1630
2400 T$(NL)=G1$+T$(NL)
2410 GOT01850
2420 IFTK$="END"THEN2440
2430 GOT02470
2440 IF0>0THENGOSUB1710:GOTO2450
2445 PRINT"TOO MANY END STATEMENTS":GOTO60
2450 ON SR GOTO 2570,2720,2670,2970,2820,2980,3040
2470 FORP1=P2TOLG
2480 ::IFMID$(S$,P1,1)="&"THEN2510
2490 NEXTP1
2500 GOT01850
2510 GOSUB1450
2520 SC=SC+1
2530 IFSC>20THENPRINT"OUT OF SUB CALL SPACE":GOTO60
2540 ST(SC,1)=P1:ST(SC,3)=P2:ST(SC,4)=LG
2550 ST(SC,2)=NL:SC$(SC)=TK$
2560 GOT02470
2570 REM
2580 REM... CONVERT DO/WHILE STRUCTURE .....
2590 REM
2600 EN=LN(NL):DW=LN(IN)
2610 T$(NL)=G1$+T$(NL)
2620 T$(IN)=G3$+TK$+G2$+STR$(DW+10)
2630 LN=DW+1:S$=G$+STR$(EN):AN=IN
2640 GOSUB1160:GOSUB1270
2650 LN=EN-1:S$=G$+STR$(DW):AN=LL(NL)
2660 GOSUB1160:GOSUB1270:GOTO1850
2670 REM
2680 REM... CONVERT REPEAT FOREVER STRUCTURE .....
2690 REM
2700 T$(NL)=G$+STR$(LN(IN))
2710 GOT01850
2720 REM
2730 REM... CONVERT REPEAT UNTIL STRUCTURE .....
2740 REM
2750 EN=LN(NL):DW=LN(IN)
2760 T$(NL)=G3$+TK$+G2$+STR$(EN+2)
2770 LN=EN+1:S$=G$+STR$(DW):AN=NL
2780 GOSUB1160:GOSUB1270
2790 LN=EN+2:S$=G1$:AN=GN
2800 GOSUB1160:GOSUB1270
2810 GOT01850
2820 REM
2830 REM... CONVERT CASE STRUCTURE .....
2840 REM
2850 ED=LN(NL):S1=LN(IN):PC=ED
2860 T$(NL)=G1$+T$(NL)
2870 LN=S1+1:S$=G$+STR$(PC):AN=IN

```

EPROM PROGRAMMER Model EP-2A-79



SOFTWARE AVAILABLE FOR F-8, 8080, 6800, 8085, Z-80, 6502, KIM-1, 1802, 2650. EPROM type is selected by a personality module which plugs into the front of the programmer. Power requirements are 115 VAC, 50/60 HZ at 15 watts. It is supplied with a 36 inch ribbon cable for connecting to microcomputer. Requires 1½ I/O ports. Priced at \$155 with one set of software. Personality modules are shown below.

Part No.	Programs	Price
PM-0	TMS 2708	\$15.00
PM-1	2704, 2708	15.00
PM-2	2732	30.00
PM-3	TMS 2716	15.00
PM-4	TMS 2532	30.00
PM-5	TMS 2516, 2716, 2758	15.00

Optimal Technology, Inc.
Blue Wood 127, Earlysville, VA 22936
Phone (804) 973-5482

```

2980 GOSUB 1160:GOSUB 1270
2890 TS(IN)=G3$+TK$+G2$+STR$(S1+10)
2900 IFSR(Q)<>5THEN 2950
2910 LN=S1-1:S$=G$+STR$(ED):AN=LL(IN)
2920 GOSUB 1160:GOSUB 1270
2930 GOSUB 1710:PC=S1:S1=LN(IN)
2940 GOTO 2870
2950 GOSUB 1710:IFSR<>4THEN PRINT*CASE ERROR#:NL=IN:GOTO 1920
2960 GOTO 1850
2970 PRINT*CASE ERROR#:NL=IN:GOTO 1920
2980 REM
2990 REM*** CONVERT IF/THEN DO STRUCTURE *****
3000 REM
3010 TS(RL(IN))=G$+STR$(LN(NL)):TS(NL)=G1$+TS(NL)
3020 TS(IN)=TS(IN)+G2$+STR$(LN(IN)+20)
3030 GOTO 1850
3040 REM
3050 REM*** CONVERT IF THEN ELSE STRUCTURE *****
3060 REM
3070 ED=LN(NL):TS(NL)=G1$+TS(NL):EL=LN(IN)
3080 LN=EL-1:S$=G$+STR$(ED):AN=LL(IN)
3090 GOSUB 1160:GOSUB 1270
3100 GOSUB 1710
3110 IFSR<>6THEN PRINT*IF THEN ELSE ERROR#:NL=IN:GOTO 1920
3120 TS(RL(IN))=G$+STR$(EL)
3130 TS(IN)=TS(IN)+G2$+STR$(LN(IN)+20)
3140 GOTO 1850
3150 REM
3160 REM*** SUBSTITUTE NUMBERS FOR SUBROUTINE NAMES *****
3170 REM
3180 IFSC=0THEN 3320
3190 IFSD=0THEN PRINT*ERROR-NO SUBROUTINES DEFINED#:GOTO 3320
3200 FOR I=1 TO SC
3210   :FOR J=1 TO SD
3220   :   :IF SC$(I)=SD$(J) THEN 3260
3230   :   :NEXT J
3240   :   :PRINT*ERROR-SUBROUTINE " :SC$(I) : " NOT DEFINED"
3250   :   :GOTO 3310
3260   :   :S$=TS(ST(I,2)):LG=LEN(S$)
3270   :   :F=LG-ST(I,4):P1=ST(I,1)+F:P2=ST(I,3)+F
3280   :   :TK$=LEFT$(S$,P1-1)+STR$(SU(J))
3290   :   :IF P2<=LG THEN TK$+RIGHT$(S$,LG-P2+1)
3300   :   :TS(ST(I,2))=TK$
3310   :NEXT I
3320 PRINT*END OF PRE-PROCESSING#:PRINT:GOTO 60

```

```

RUN
? 10 REM EXAMPLE OF DO WHILE STRUCTURE
? 20 REM
? 30 DO WHILE X<>0ANDY<>0ANDZ<>0
? 40   FIRST STATEMENT
? 50   SECOND STATEMENT
? 60   LAST STATEMENT
? 70 END
? LIST
10 REM EXAMPLE OF DO WHILE STRUCTURE
20 REM
30 DO WHILE X<>0ANDY<>0ANDZ<>0
40   FIRST STATEMENT
50   SECOND STATEMENT
60   LAST STATEMENT
70 END

```

```

? BASIC
END OF PRE-PROCESSING

```

```

? LIST
10 REM EXAMPLE OF DO WHILE STRUCTURE
20 REM
30 IF X<>0ANDY<>0ANDZ<>0 THEN 40
31 GOTO 70
40   FIRST STATEMENT
50   SECOND STATEMENT
60   LAST STATEMENT
69 GOTO 30
70 REM END

```

```

? LIST
10 REM***EXAMPLE OF IF THEN DO STRUCTURE
20 REM
30 IF X<>0
31   THEN DO
40   FIRST STATEMENT
50   SECOND STATEMENT
60   LAST STATEMENT
70 END

```

```

? BASIC****LIST
10 REM***EXAMPLE OF IF THEN DO STRUCTURE
20 REM
30 IF X<>0 THEN 50
40 GOTO 90
50   FIRST STATEMENT
60   SECOND STATEMENT
70   N TH STATEMENT
80   LAST STATEMENT
90 REM END

```

```

? LIST
10 REM EXAMPLE OF IF THEN ELSE STRUCTURE
20 REM
30 IF NUMBER=0 THEN 50
40 GOTO 60
50 PRINT*THE NUMBER IS ZERO*
59 GOTO 80
60 REM ELSE
70 PRINT*THE NUMBER IS NON-ZERO*
80 REM END

```

```

? LIST
10 REM EXAMPLE OF REPEAT UNTIL STRUCTURE
20 REM
30 REPEAT UNTIL A=0
40 FIRST STATEMENT:SECOND STATEMENT
50 N-1 TH STATEMENT
60 N TH STATEMENT
70 END

```

```

? BASIC
END OF PRE-PROCESSING

```

```

? LIST
10 REM EXAMPLE OF REPEAT UNTIL STRUCTURE
20 REM
30 REM REPEAT UNTIL A=0
40 FIRST STATEMENT:SECOND STATEMENT
50 N-1 TH STATEMENT
60 N TH STATEMENT
70 IFA=0 THEN 72
71 GOTO 30
72 REM

```

```

? LIST
10 REM EXAMPLE USING SUBROUTINES
20 REM
30 GOSUB &INPUT:GOSUB&OUTPUT
40 GOSUB &OUTPUT
50 STOP
60 REM NOTE THAT LINE 50 IS NOT NECESSARY
70 REM
80 SUBROUTINE &INPUT
90 BODY OF SUB
100 RETURN
110 REM
120 SUBROUTINE &OUTPUT
130 BODY OF SUB &OUTPUT
140 RETURN

```

```

? BASIC
END OF PRE-PROCESSING

```

```

? LIST
10 REM EXAMPLE USING SUBROUTINES
20 REM
30 GOSUB 80:GOSUB 120
40 GOSUB 120
50 STOP
60 REM NOTE THAT LINE 50 IS NOT NECESSARY
70 REM
80 REM SUBROUTINE &INPUT
90 BODY OF SUB
100 RETURN
110 REM
120 REM SUBROUTINE &OUTPUT
130 BODY OF SUB 120
140 RETURN

```

```

? LIST
10 REM EXAMPLE OF REPEAT FOREVER STRUCTURE
20 REM
30 REPEAT FOREVER
40 FIRST STATEMENT
50 .....
60 LAST STATEMENT
70 END (REMEMBER THAT END CONCLUDES EACH

```

```

? BASIC
END OF PRE-PROCESSING

```

```

? LIST
10 REM EXAMPLE OF REPEAT FOREVER STRUCTURE
20 REM
30 REM REPEAT FOREVER
40 FIRST STATEMENT
50 .....
60 LAST STATEMENT
70 GOTO 30

```

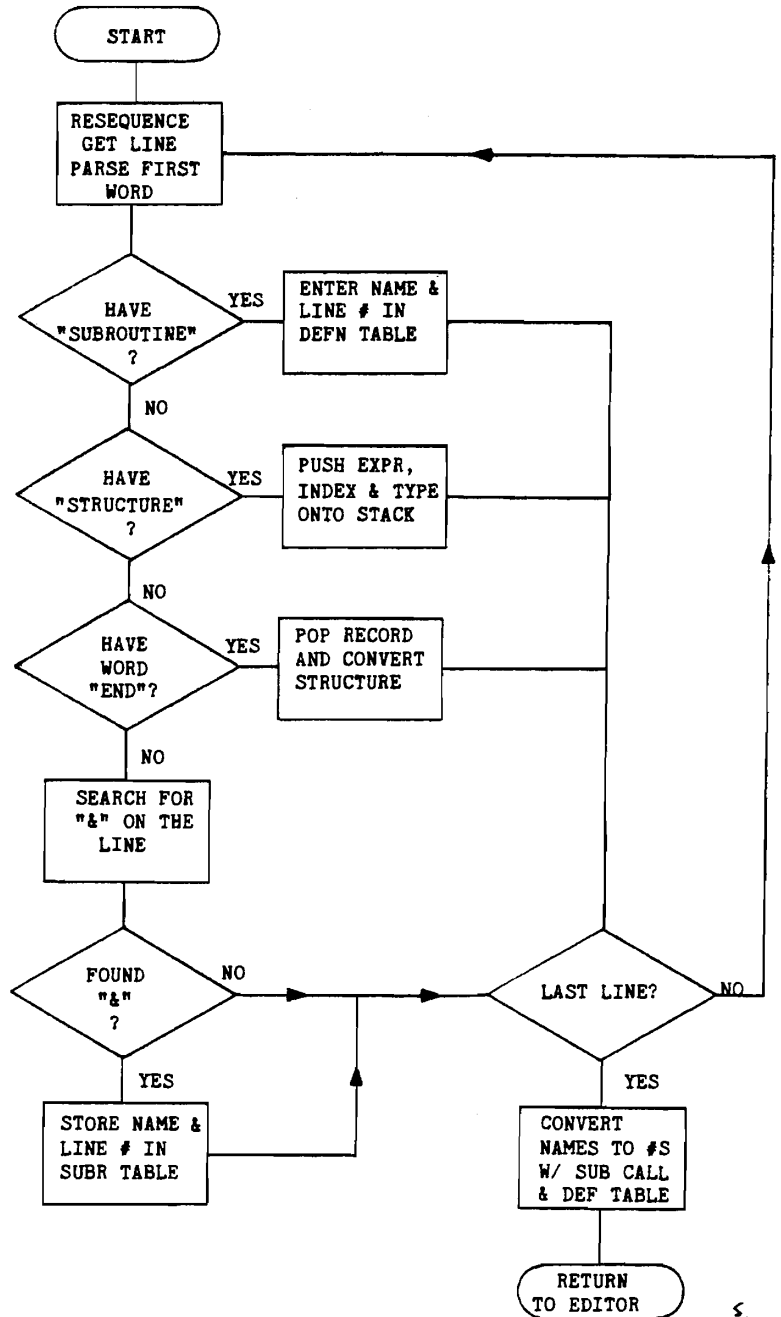


Figure 2: Pre-Processor Flow Chart

```

? LIST
10 REM EXAMPLE OF CASE STRUCTURE, YOU CAN HAVE AS MANY CONDITIONS
20 REM AS YOU WANT. THERE MUST BE AT LEAST ONE.
30 REM
40 CASE
50 ; X=>0
60 STATEMENT 1
70 . . .
80 STATEMENT N
90 ; X<=0
100 STATEMENT 1A
110 - - - - -
120 STATEMENT P
130 ; X1<>2
140 STATEMENT
150 STATEMENT, LAST
160 END

```

LETTERS

Just received my May issue of MICRO today — it's getting better with every issue.

I have two 6502 systems, KIM and SYM. My KIM has an additional 28K of memory added to it, a homebrew CRT terminal, and a Selectric I/O typewriter used as output only. I used open collector TTL to interface my terminal with the KIM TTY port, but due to terminal problems, I was not able to get reliable communication until I cut the run from U15-11 to U26-10 as you described in MICRO 12:40. It does work.

I have Micro-Z's 9K + BASIC for the KIM. Bob Kurtz was very helpful in changing the data save/load routines to also include string data — I highly recommend his version. I have interfaced BASIC to the Selectric, so it is a pretty complete system.

My other system is a SYM-1 with 8K RAM and Synertek's BASIC in ROM. I use the same terminal to communicate with it as with the KIM. Their BASIC is almost the same as my KIM version, with the exclusion of the data save/load routines. Trig functions are not included but can be added with a routine that they have supplied. The trig routine occupies 313 bytes of RAM. It's handy to have BASIC in ROM but sure wish that I could change their character delete from an underline to an ASCII backspace!

I also received from Synertek an advance copy of their new monitor. The cassette problems I was having were greatly helped by it, but were not completely cleared up until I added reverse parallel diode pairs across my recorder's MIC IN and EAR lines to the SYM. I used Aud Out Hi to the recorder MIC IN with the diodes tied from Aud Out Hi to ground. The waveform generated by the SYM in HS format is non-symmetrical. This caused a low frequency AC ripple to be generated by my recorder, probably due to capacitive coupling in the recorder's circuits. The diodes act as a clamp and eliminate this ripple which was quite severe for some data patterns. The cassette interface is rock-solid now.

I didn't get any listing of the new monitor, either, but the only monitor routines that I found relocated are those dealing with the cassette. I use the paper tape format to downline and upline load programs from a Honeywell L66 computer at work, and so have had the opportunity to test the changes there. They work as stated, as does the Break key on Verify. The latest info I have from Synertek says that the new monitor will be available on ROM in early July for \$15.00.

```
? LIST
10 REM EXAMPLE OF CASE STRUCTURE, YOU CAN HAVE AS MANY CONDITIONS
20 REM AS YOU WANT. THERE MUST BE AT LEAST ONE.
30 REM
40 REM CASE
50 IFX=>0 THEN 60
51 GOTO 90
60 STATEMENT 1
70 .
80 STATEMENT N
89 GOTO 100
90 IFX<>0 THEN 100
91 GOTO 130
100 STATEMENT 1A
110 - - - - -
120 STATEMENT P
129 GOTO 150
130 IFX1<>2 THEN 140
131 GOTO 160
140 STATEMENT
150 STATEMENT, LAST
160 REM END
```

```
? LIST
10 REM SMALL PROGRAM USING SOME OF THE STRUCTURES
20 REM
30 PRINT:PRINT
40 GOSUB &INPUT
50 REPEAT UNTIL NUM=0
60 CASE
70 ; NUM>50
80 PRINT"THE NUMBER IS MORE THAN 50"
90 ; NUM<=50&NDNUM>10
100 PRINT"THE NUMBER IS LESS THAN OR EQUAL TO 50":
110 PRINT"AND GREATER THAN 10"
120 ; NUM>0&NDNUM<=10
130 PRINT"THE NUMBER IS GREATER THAN ZERO":
140 PRINT"AND LESS THAN OR EQUAL TO 10"
150 ; NUM<0
160 PRINT"THE NUMBER IS NEGATIVE"
170 END
180 GOSUB &INPUT
190 END
200 STOP
210 REM
220 SUBROUTINE &INPUT
230 PRINT"TYPE IN A NUMBER, TYPE ZERO TO STOP":
240 INPUT NUM
250 RETURN
```

```
? BASIC
END OF PRE-PROCESSING
```

```
? LIST
10 REM SMALL PROGRAM USING SOME OF THE STRUCTURES
20 REM
30 PRINT:PRINT
40 GOSUB 220
50 REM REPEAT UNTIL NUM=0
60 REM CASE
70 IFNUM>50 THEN 80
71 GOTO 90
80 PRINT"THE NUMBER IS MORE THAN 50"
89 GOTO 170
90 IFNUM<=50&NDNUM>10 THEN 100
91 GOTO 120
100 PRINT"THE NUMBER IS LESS THAN OR EQUAL TO 50":
110 PRINT"AND GREATER THAN 10"
119 GOTO 170
120 IFNUM>0&NDNUM<=10 THEN 130
121 GOTO 150
130 PRINT"THE NUMBER IS GREATER THAN ZERO":
140 PRINT"AND LESS THAN OR EQUAL TO 10"
149 GOTO 170
150 IFNUM<0 THEN 160
151 GOTO 170
160 PRINT"THE NUMBER IS NEGATIVE"
170 REM END
180 GOSUB 220
190 IFNUM=0 THEN 192
191 GOTO 50
192 REM
200 STOP
210 REM
220 REM SUBROUTINE &INPUT
230 PRINT"TYPE IN A NUMBER, TYPE ZERO TO STOP":
240 INPUT NUM
250 RETURN
```


No, that was not a typo error above. I do have 8K of RAM on my SYM. U1, the address decoder, fully decodes the first 8K of memory, with only 4K implementable using the sockets provided. I added a small "piggyback" or daughter board to the SYM that fits in the area of the logo and the "Synertek Systems Corp." label. DIP plugs from this board plug into the sockets on the SYM for U12 and U19. These two 2114s plus 8 more mount on the added board. Jumper wires connect from it to U1, pins 7, 9, 10, and 11. The design violates worst case design rules since, if all the chips are providing their worst case load to the data and address lines, the lines will be loaded to higher capacitance than the 6502 is guaranteed to drive. I have all the PROM and ROM sockets full, U28 (the extra 6522) installed, and have seen no degradation of the 6502 signals with several different supplier's 2114s installed. It just will not fail a memory test! None of other SYM owners to whom I have supplied boards have had any problems either. It sure is nice to have the full 8K available for BASIC!

I can't positively guarantee that it will work for everybody, but it sure is a simple and inexpensive way to get additional memory. The PC boards with plated thru holes, reflowed solder plating, and instructions are available from me at the address below for \$5.00 each, plus SASE. If it doesn't work for someone, I'll refund their money provided the board is returned undamaged.

I highly recommend the assembler/text editor supplied by M. S. S., Inc., PO Box 2034, Marshall TX 75670 for \$25.00. I have modified it to run on the SYM, and I am very pleased with it. I also have Tom Pittman's Tiny Basic modified for the SYM. One can write reasonable sized programs with either of these packages and still keep within the original 4K memory size since they both take up just over 2K each. However, 8K is sure a lot better!

I'll attempt to answer any letters regarding KIM/SYM if a SASE is enclosed. Thank you, and keep up the good work!

John Bialock
3054 West Evans Drive
Phoenix, Arizona 85023

Thanks to Jim Butterfield for *Inside Pet Basic* in MICRO 8:39. His FIND and RESEQUENCE programs were useful and informative, as were his remarks concerning how PET BASIC is built. I modified FIND to run on my Ohio Scientific "C2-8P" with the following changes.

OSI BASIC user programs start at location 0301 hex while PET's start at 0401. In line 9000, change A = 1025 to A = 769 and change X = PEEK(1029) to X = PEEK(773). In line 9005, change (1029 + L) to (773 + L).

July 1979

The COMPUTER FACTORY

TO ORDER CALL TOLL FREE 800-223-7318

COMMODORE "PET" USED \$559

- 14K ROM Operating System
- 8K RAM Memory
- 9" Video Monitor
- Built-in Keyboard
- Digitally controlled tape

Today's best value in personal computers, along with the latest in peripherals are always in stock at the COMPUTER FACTORY.

NEW! PET BUSINESS SYSTEM

The PET is now a truly sophisticated Business System with the Floppy Disk and Printer which makes an ideal cost efficient business system for most professional and specialized fields medicine, law, research, engineering, education, etc.

PET 2001-16K \$995
32K \$1295

- 150 x 30K Bytes Dynamic RAM
- 14K ROM Operating System
- Upper/Lower Case and Graphics
- Full Sized Business Keyboard
- Full Screen Editing
- Operating system will support multiple languages (BASIC, Pascal)
- Machine Language Monitor
- 8K ROM Expansion Sockets
- 9" CRT

PERIPHERALS FOR PET

PET PRINTERS

- Bottom and Rear Tractor Feed
- 8 1/2" Paper Width
- 6504 Microprocessor Controlled
- 4K ROM • 16K RAM
- Upper/Lower Case and Graphics
- 7 x 6 Dot Matrix

2023 \$849
2022 \$995 (Includes Tractors)

PET MUSIC BOX

Add music and sound effects to your programs. Compose, play, and hear music on your PET. Completely self-contained (no wiring). Free 3 programs including Star Wars theme, sound effects, etc. \$39.

DUAL DRIVE FLOPPY DISK 2040 \$1295

- 360 K Bytes Storage
- High Speed Data Transfer
- Plugs into IEEE Port
- 6504 Microprocessor
- 8K ROM Operating System
- 8K ROM Encoding and Decoding
- 4K RAM
- Uses Single or Dual sided Diskette

SINGLE DRIVE FLOPPY UNIT 2041 \$895

- Intelligent mini-floppy
- 171 5K net user storage

SALE

Come In Or Call For Special Low Prices WE'RE MOVING TO LARGER QUARTERS AND MUST SELL EVERYTHING IN OUR INVENTORY

FREE \$35 of Software with purchase of any computer on this page.

NEW! from Eventide

AUDIO SPECTRUM ANALYZER

- Mounts inside the PET
- Third-Octave audio spectral analysis
- Complete with software and documentation
- Replace equipment costing thousands of dollars

\$595

CompuColor II

• 16K Color Display
- Advanced Color Graphics
- 51K Disk II
- 16K ROM Operating System
- 16K RAM User Memory
- 4K RAM Refresh
- 8K ROM Expansion Sockets
- 9" CRT

Every software owner with an authorized DISK BASIC is eligible for a special management saving. This means that you can purchase your new CompuColor II for only \$1295 (plus tax). (MSRP \$1495) (plus tax). This is a limited time offer. Software is not included.

BUSINESS COMPUTER INSAI

The low cost solution for all small business problems. A wide variety of software is available for all your needs. PCS series include dual floppies, 32K RAM, 160 DOS BASIC

- PCS-22 (480KB) \$3295
- PCS-44 (780KB) \$3995
- VDP-42 series add video terminal keyboard and VDP to above
- VDP-42 \$4695 • VDP-44 \$5595
- VDP-80 \$7995

SORCERER

SPECIAL 12" Video Monitor for SORCERER (\$299 value) ONLY

- \$125 with 8K unit
- 95 with 16K unit
- 65 with 32K unit

RADIO SHACK • PET • SORCERER • APPLE • COMPUCOLOR • ETC. PRINTERS • PRINTERS • PRINTERS

The COMPUTER FACTORY's extensive CENTRONICS inventory and wide selection of computer AXIOM (Parallel) best suited for your needs and TRENDICON specifications. The following printers work with all known personal computers. QUME or DIABLO.

- CENTRONICS 1095
- AXIOM (Parallel) 445
- TRENDICON 375
- INTEGRAL DATA 795
- CONTROLLED 3400

Min Credit Card Order \$75
VISA
Open Mon.-Fri. 10-6 Sat. 10-4

N.Y. residents add 8% sales tax. Same-day shipment on prepaid and credit card orders.
Add \$5 shipping for computers. \$3 for boards; \$25 each cassette tape.

MARK SENSE CARD READER \$750

- Automatic turn-on and card feed
- Ideal for marking test scores
- Accepts any length card
- Perfect for schools & business

apple

Word Processing For PET

This super advanced full function program will allow you to create text from PET or terminal keyboard. INSERT • DELETE • CENTER • UNDERLINE • FULL SCREEN EDITING • MOVE LINES OR BLOCKS • SAVE TEXT ON TAPE • AUTO PRINT FEATURE... \$45

Apple's Moving Average Program

This fantastic program disk shows the statistic, mathematician, trader in stocks, money or commodities, the ability to maintain 30 database series of up to 300 values and plot 3 different moving averages of a series at the same time, in 3 different colors. Files can be updated, deleted, changed, expanded, etc.

A sure value disk at only \$40
Word Processing For Apple on disk... \$50

ANDERSON JACOBSON

8411/10 Terminal

Used for word processing and word lists.

- ASC II Code
- 18 line Printer
- High Quality Selective Printing
- Use Keyboard for PET
- Reliable heavy duty Mechanism
- Completely Interfaced by A.J.
- Service in 15 Major Cities

Parallel \$1095
Serial \$1195

NEW CENTRONICS 730 55 CPM MICROPROCESSOR

CONTROLLED

Tractor & Friction Feed • Uses Single Sheets, Roll, Fanfold • Upper & Lower Case • Light Weight

Parallel \$995
Serial \$1045

SPECIAL SALE

Buy any computer and take 10% off price of printer of your choice

(46th St.)

TO ORDER CALL TOLL FREE 800-223-7318

The COMPUTER FACTORY 485 Lexington Avenue 750 Third Avenue New York, N.Y. 10017 (212) 687-5001 (212) PET-2001 Foreign order desk Telex 640095

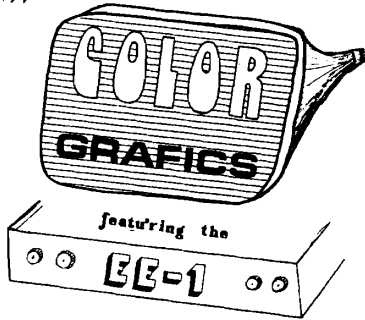
While the program will list and run with these changes, it cannot be saved on cassette without modifying lines 9005 through 9007. This is necessary because OSI software limits the line length to 72 characters and line 9005, when listed, expands to 76 characters. To correct this, change lines 9005, 9006 and 9007 to:

```
9005 FOR L = 1 TO 80:Y = PEEK(773 + L)
9006 IF Y = 0 THEN ? * 256PEEK(A + 3) + PEEK(A + 2)::RETURN
9007 IF Y = PEEK(K + L) THEN NEXT L
9008 RETURN
```

To modify RESEQUENCE, we have to know what tokens OSI BASIC uses for keywords. In Jim's RESEQUENCE program, line 60220 searches for PET keywords GOTO (137), GOSUB (141) and THEN (167). For OSI BASIC change these to 136, 140 and 160 respectively. Change all occurrences of V% to V and W% to W. Then change all undimensioned variables V to U and W to Z. Change the 1025 in line 60160 to 769.

Since OSI software looks at cassette input as if it were from the keyboard,

NEW



THE EE-1 COLOR GRAPHICS / ALPHNUMERIC VIDEO BOARD

1. 4 DIFFERENT GRAPHIC MODES
2. UP TO 8 VIVID COLORS
3. ALPHNUMERIC AND INVERSE ALPHNUMERIC
4. KIM 1, AIM, AND SIM PLUG COMPATIBLE
5. PROVISION FOR ON-BOARD R.F. MODULATOR
(PARTS INCLUDED) USE UNMODIFIED COLOR TV
6. 1K ON-BOARD RAM (ADDS MEMORY TO YOUR SYSTEM)
7. SINGLE VOLTAGE OPERATION. ON-BOARD +5 V REG.

EE-1 ASSEMBLED AND TESTED	\$ 224.00
EE-1 KIT	\$ 164.00
EE-1 PARTIAL KIT	\$ 69.00
* PC BOARD	
* MC6847P VIDEO IC	
* MC1372P MODULATOR IC	
EE-1 PC BOARD ONLY	\$ 40.00
EE-1 INSTRUCTION MANUAL	\$ 5.00

NOW AVAILABLE AT: DERRICK ELECTRONICS
714 West Kenosha, PO BOX 457
BROKEN ARROW, OKLA. 74012
(918) 251-9923

ADD \$ 2.00 for shipping and handling
Oklahoma; ADD Tax.
DELIVERY: STOCK to 60 days

EDWARD ENTERPRISES

these programs can be loaded before or after the program of interest as long as there is no line number conflict.

Alvin L. Hooper
207 Self St.
Warner Robins, GA 31093

There appears to be a growing problem with APPLE Software. Some companies selling software for the APPLE are so concerned with theft of their product, that they are resorting to self-modifying code and programs that modify certain key registers used by the APPLE monitor. This is supposed to prevent people from listing or copying the program.

This is a very short sighted position to take. The bad part of all this is the fact that any computer is difficult at best, and sometimes impossible, for the average home computer owner to operate. This particularly true with a new and unfamiliar program.

One mistake on the part of the new user can turn a \$20.00 to \$500.00 disk-based

program into useless junk. Furthermore, the new user cannot store the program on another disk for backup or more convenient use.

We suggest you don't buy software that does any of the following:

1. Executes automatically after loading.
2. Modifies the screen memory while loading.
3. That you cannot load from disk, using the basic DOS commands.
4. That you cannot unlock using the basic DOS commands.
5. That you cannot list.
6. That you cannot change.
7. That have basic line numbers greater than 32000.
8. That you did not try in the computer store, before you bought it.

Paul Lamar
Lamar Instruments
2107 Artesia Boulevard
Redondo Beach, CA 90278

If you have the occasion to publish readers opinions of hardware products, please add my recommendation of "The Net Works" brand serial interface adapter for the PET. It comes with excellent documentation both on the IEEE-488 interface of the PET and on the RS-232 as found on terminals and modems. It also includes sample programs to assist in learning to use the relevant portion of the PET operating system. Mine has worked flawlessly for some 6 months now; this letter was typed with it, using an AJ 841 for input/output.

Also, you might warn readers that Programma Consultants version of Forth for PETs requires 16K memory to operate, contrary to their advertisements last fall.

Richard L Morgan
PO Box 25305
Houston, TX 77005



Intercepting DOS Errors from Integer BASIC

Andy Hertzfeld
2511 Hearst Street
Berkeley, CA 94709

Implement true turnkey applications on the APPLE with this DOS error handling interface. Now Integer BASIC programs can trap errors from DOS, diagnose problems, and take remedial action with no intervention from the operator.

When a DOS error such as FILE NOT FOUND occurs during execution of a BASIC program, execution is suspended and an error message is printed. Unfortunately, this is often not what we want to happen. We would prefer for the program to be notified of the error and allowed to continue execution, dealing with the error in any fashion it desires.

This is fairly easy to achieve under AppleSoft because it includes an ONERR error intercepting facility. It is much harder to intercept errors from Integer BASIC; this article describes one method for doing so.

Unlike Integer BASIC, the DOS resides in normal RAM. This means that it can be patched to make it do almost anything we wish. It turns out that location 9D5A (for 48K systems) holds the address of the BASIC error-handling routine that DOS vectors to whenever an error arises. It usually contains E3E3, for Integer BASIC, and D865 for ROM AppleSoft. However, we can store our own address into 9D5A (5D5A for 32K systems) and thereby gain control whenever a DOS error occurs.

The following 24-byte, relocatable routine will intercept errors from BASIC. When a DOS error arises, it will store the error number at location 2; the line number of the statement that caused the error in locations 3 and 4; and, finally, it will transfer control to the BASIC statement whose line number is found in locations 0 and 1. Since the routine is relocatable, you can position it anywhere you wish. Location 300 appears to be a pretty good place, unless you are keeping your printer driver there.

To activate the error intercept facility, perform the following two POKEs which store the address of the intercept routine in \$9D5A:

```
POKE -25254,0: POKE -25253,3
              (for 48K systems) or
POKE 23898,0: POKE 23899,3
              (for 32K systems)
```

The error intercept routine itself can be POKEd into page 3 or BLOADED off disk, whichever you prefer. If you locate it somewhere other than \$300, make sure to alter the above POKEs accordingly.

After the routine is loaded into memory, it is very easy to use. If LINE is the line number of the statement where the error handling portion of your program begins, you should "POKE 0, LINE mod 256" and "POKE 1, LINE/256" to inform the interceptor where you want it to branch to. Your BASIC error-handler can figure out which statement caused the error by PEEKing at locations 3 and 4.

PEEK(3)+256*PEEK(4) is the line number. It can determine which type of DOS error occurred by PEEKing at location \$2. Table 1 gives the numbers for the various different classes of error.

Unfortunately, there is still one minor problem. Even though you regain control when a DOS error occurs, DOS still rings the bell and prints out an error message. One simple POKE will inhibit DOS from doing this but, since the POKE will suppress all DOS error messages, including immediate execution errors, it is a little bit dangerous. Also, the POKE is different for different memory size systems and for different versions of DOS.

```
48K with DOS V3.1: POKE -22978,20
48K with DOS V3.2: POKE -22820,18
32K with DOS V3.1: POKE 26174,20
32K with DOS V3.2: POKE 26332,18
```

On all systems, you can restore error messages by POKeing 4 into the system-dependent address cited above.

The ability to capture DOS errors is very important, especially for turn-key systems where it is a disaster if a program crashes for any reason at all. Perhaps this little routine will allow more people to program in faster, more elegant Integer BASIC rather than choosing the AppleSoft language.

MICRO-WARE ASSEMBLER 65XX-1.0 PAGE 01

```
0010: 3030          ORG    $300
0020: 3030 86 02     STX    $0002  SAVE ERROR NUMBER
0030: 3032 A0 01     LDYIM $0001
0040: 3034 B1 DC     LDAIY $00DC  GET LOW BYTE OF ERRING
0050: 3036 85 03     STA    $0003  LINE NUMBER AND SAVE AT $3
0060: 3038 C8        INY
0070: 3039 B1 DC     LDAIY $00DC  DITTO FOR HIGH BYTE
0080: 303B 85 04     STA    $0004
0090: 303D A5 00     LDA    $0000  GET LOW BYTE OF LINE NUMBER
0100: 303F 85 CE     STA    $00CE  OF ERROR HANDLING STATEMENT
0110: 3041 A5 01     LDA    $0001  DITTO FOR HIGH BYTE; SET
0120: 3043 85 CF     STA    $00CF  THINGS UP FOR BASIC AND
0130: 3045 4C 5E E8  JMP    $E85E  LET THE FIRMWARE TAKE OVER
```

Table I — Error Numbers and Messages

Number	Message
1	Language Not Available
2	Range Error
3	Range Error
4	Write Protection Error
5	End of Data Error
6	File Not Found Error
7	Volume Mismatch Error
8	Disk I/O Error
9	Disk Full Error
10	File Locked Error
11	Syntax Error
12	No Buffers Left Error
13	File Type Mismatch
14	Program Too Large Error
15	Not Direct Command

Note that these are error messages for DOS V3.2; the V3.1 messages are slightly different.



PYGYM PROGRAMMING

* APPLE SOFTWARE *

P.O. BOX 3078 • SCOTTSDALE, ARIZONA 85257

APPLE-SCRIBE-2 disk or cassette \$49.00
(Word processor with any length line, printing in any shape or form. Requires 16k or larger system)

APPLE-DMS 48k & disk required \$49.00
(Universal data management system)

UNLISTABLE-BASIC disk required \$39.00
(Make Integer BASIC listings unintelligible)

BCOPY disk & 16, 32 or 48k \$19.00
(Single disk drive binary file copier)

DEFLECTIONS disk or cassette \$10.00
(Real time color graphics game)

Custom programs . . . write for details!

SOFTOUCH



AT LAST
ENHANCE THE FULL CAPABILITIES OF YOUR DISK II

SOFTOUCH ANNOUNCES THE

" DISC MANAGEMENT SYSTEM "

EIGHT PROGRAMS ON DISK TO PROVIDE THE USER WITH A COMPLETE UNDERSTANDING OF THE DISK DRIVE COMMANDS PLUS A UTILITY PACKAGE TO INDEX AND CATEGORIZE ALL PROGRAMS WRITTEN FOR THE APPLE II COMPUTER. THE SYSTEM PROVIDES FULL SEARCH, EDITING AND DATA TRANSFER CAPABILITIES.

A TWENTY-SIX PAGE BOOKLET PROVIDES DETAILED, EDUCATIONAL TECHNIQUES GIVING A THROUGH UNDERSTANDING OF ALL DOS COMMANDS.

INCLUDED ARE SUCH TECHNIQUES AS:

- * INITIALIZATION OF TEXT FILES
- * WRITING & READING OF TEXT FILES
- * CREATING TEXT FILES
- * EDITING FILES
- * TRANSFERRING DATA TO OTHER DISKETTES
- * LISTING OF DATA FILES
- * SEARCHING DATA BY VARIOUS OPTIONS

A DOCUMENTED LISTING PROVIDES LINE CHANGES FOR ADAPTING THE SYSTEM TO PERFORM NUMEROUS OTHER APPLICATIONS.

THE BOOKLET IS WRITTEN IN A MANNER WHICH MAY BE USED BY THE NOVICE AS WELL AS THE EXPERIENCED PROGRAMMER. DOZENS OF PROGRAMMING TECHNIQUES ARE SHOWN AND FULLY DOCUMENTED. ALSO INCLUDED SEPARATELY, IS A PROGRAMMERS AID GIVING QUICK REFERENCE TO INTEGER, APPLESOFT AND DOS COMMANDS WITH ILLUSTRATIVE EXAMPLES.

SYSTEM REQUIREMENTS: DISK II & APPLESOFT TAPE OR ROM CARD

PRICE \$19.95 (PROCESSED & SHIPPED WITHIN 4 DAYS)

SEND CHECK OR MONEY ORDER TO:

SOFTOUCH
P.O. BOX 511
LEOMINSTER, MASS. 01453

KIM™ BUS EXPANSION!

AIM™, VIM™, (SYM)™, KIM™ OWNERS
(and any other KIM™ bus users) buy the
best 8K board available anywhere:

SAME LOW PRICES!

HDE 8K RAM-\$169! 3 for \$465!

Industrial/commercial grade quality: 100 hour high temp burn-in; low power: KIM bus compatible pin for pin: super quality & reliability at below S-100 prices (COMMERCIALY rated S-100 boards cost 25-75% more). When you expand your system, expand with the bus optimized for 8 bit CPU's, the Commodore/Mos Technology 22/44 pin KIM bus, now supported by Synertek, MTU, Rockwell International, Problem Solver Systems, HDE, the Computerist, RNB, and others!

KIM-1 computer \$179.00; KIM-4 Motherboard \$119; power supply for KIM-1 alone—\$45; enclosure for KIM-1 alone \$29; HDE prototype board with regulator, heatsink, switch address & decoding logic included \$49.50; book "The First Book of KIM" \$9.95; book "Programming a Microcomputer: 6502" \$8.95; SPECIAL PACKAGE DEAL: KIM-1, power supply, BOTH books listed above, ALL for \$209!

HDE FILE ORIENTED DISK SYSTEM (FODS) FOR KIM BUS COMPUTERS Make your KIM (or relative) the best 6502 development system available at any price. Expand with HDE's full size floppy system with FODS/Editor/Assembler. 2 pass assembler, powerful editor compatible with ARESCO files KIM bus interface card: fast 6502 controller handles data transfer at maximum IBM single density speed for excellent reliability: power supply for 4 drives: patches to Johnson Computer/Microsoft BASIC. 45 day delivery. Single drive—\$1995 dual drive \$2750

Shipping extra unless order prepaid with cashier's check ALL items assembled, tested, guaranteed at least 90 days.

PLAINSMAN MICRO SYSTEMS (div. 5C Corporation)

P.O. Box 1712, Auburn, Al. 36830: (205)745-7735

3803 Pepperell Parkway, Opelika

(1-800-633-8724) Continental U.S. except Al.

Dealers for OSI, COMMODORE, COMPCOLOR.



ALTOS

AIM Your Spouse toward Success at the Supermarket

Melville Evans and Vernon Larrowe
Environmental Research Institute
of Michigan
3300 Plymouth Road
Ann Arbor, MI 48107

This grocery list generator requires no programming. It will prove that your computer really is a useful gadget just one hour after you unpack it from shipment. Today the supermarket. And Tomorrow?

If she's like my wife Marie, she looks at you, sweating over software, with a tolerant smile. Nothing useful will come of it, but it keeps you off the street, and it's probably cheaper than a sailboat. If that's your picture, take note: here's a "program" that needs no home-built software, that you can get running the first time you fire up your AIM, that demonstrates most of the neat AIM features, and that several local computer-owner's wives agree provides a really useful function.

Well, only two that have actually tried it so far, but that's two out of two, and the rest all say it sounds good. Marie says it saves her time making her list, saves time in the store, and prevents her arriving back home and realizing she forgot the beer. It takes an hour to gather the data, and a half-hour to type it in. Then your wife sits down at the "console", runs it, and it works the first time. Here's how.

Gather the data. The next time she goes to the supermarket, go with her, armed with notebook and pencil. Ask her to take her usual route through the store and to point out, as she goes, any item she sometimes buys. Not just those she's buying today, but anything she ever buys. Note them down in order, with

current prices if you have time. You can come back for prices later, if they prove useful. Ask her to be specific. Not to say just "canned vegetables", but to specify which canned vegetables she sometimes buys. Peas? Carrots? If she walks right by the beer without seeing it, put it on the list anyhow.

Type it in. Fire up your AIM and call the editor, with all of RAM for the buffer, and input from the keyboard (i.e. hit "E, SP, SP, SP"). Now type in your list, in the same order you gathered it, abbreviated to one item per line. My list is shown in Figure 1. It's a long list, and takes a little over 2K of RAM. If you only have 1K to work with, you may have to delete some items later, but try putting them all in. It's surprising how many lines 1K will hold.

Dump it to cassette. So you can load it next week. It's supposed to save time, remember.

Try it yourself before you demonstrate. Escape to the monitor and turn the printer off (ESC, CTRL PRINT OFF). Now pretend you're going grocery shopping. Hit "T", and there's your first line on the display. If you have a title at the top, use "D" to step down to the first

item. Need that this time? No? Hit "D", and there's the next item. Need that? Yes? Hit "PRINT", and it goes on the list. Now "D" for the next item. Just step down the list with "D", and hit "PRINT" for any item you want on today's shopping list. If you change your mind after hitting "D", you can back up with "U".

When you finally get to "END", hit "LF" about six times, tear off the paper, and there's your list. All neatly typed, and in the order you'll find them in the store, and with the beer on there, by golly!

If you find some lines that need changes, feel free. You're in the editor, after all, and "C" is fun to use. But remember to dump the new version onto cassette before you sign off.

Call your wife. Before she sits down to it for the first time, be sure it's properly loaded, with printer off, and displaying Item One. You're trying to impress her, both with AIM and with your expertise, right? It detracts from the impression if you blow the first tape load and have to do it again, and then kick the plug out of the wall as you swing out of the chair.

After she sees the payoff, she may even agree that it's worth putting up with hassles like that!

GROCERY LIST--
 (PRICES AS OF
 24 MARCH 1979)

APPLES .32/LB
 ORANGES .30/LB
 BANANAS .15/LB
 CANTALOUPE .97
 GRAPEFRUIT .33
 LETTUCE .48
 GR. ONIONS .25
 GR. PEPPER .33
 TOMATOES .
 CUCUMBERS .33
 CELERY .99
 EGGPLANT .59
 MUSHROOMS
 ASPARAGUS 1.39/LB
 COB CORN .28
 CARROTS .38/LB
 YEL. ONIONS .28/LB
 ZUCCHINI .69/LB
 CABBAGE .48/LB
 IDAHO POTAT. .99/3LB
 SWEET POTAT.
 BOLOGNA 1.98/LB
 FRANKS .98/LB
 FRENCH BREAD .25
 BACON
 SAUSAGE
 DISH. LIQUID .39/QT
 AJAX .42
 SOS .77
 HAND SOAP .20/4.75OZ
 SPICE/SPAN .41/LB
 TRASH BAGS 9.40/BAG
 FABRIC SOFT.
 WINDEX
 FURN. POLISH
 CLOROX .38/LB
 LIGHT BULBS
 MATCHES
 P. TOWELS .61/ROLL
 SANDW. BAGS 1.30/BAG
 TOILET PAPER .77/4
 PLAS. WRAP 1.20/FT
 ALUM. FOIL 1.20/FT
 WAX PAPER .57/BOX
 LUNCH BAGS .61/100
 P. NAPKINS .59/140
 KLEENEX .47/200
 L'EGGS 1.74
 CAT FOOD 1.88/4LB
 K. LITTER 1.69/25LB
 ASPIRIN 1.07/100
 BAND-AIDS
 MARSHMALLOWS .58/LB
 POPCORN .49/LB

PEANUTS 1.19/12OZ
 OATMEAL .58
 RAISIN BRAN 1.17/LB
 SPECIAL K 1.18/15OZ
 RICE CRISP. .96/13OZ
 SHAMPOO
 APPLESAUCE .47/LB
 CRANB. JELLY .47/CAN
 FRUIT COCKTAIL
 CAN. PEACHES
 CAN. PEARS
 MARASCH. CHERRIES
 SL. PINEAPPLE
 GLASSWARE
 SANDW. BRD. .53/1 5LB
 HAMB. BUNS
 HOTDOG BUNS
 CRESCENT ROLLS .66
 REFRIG. BISCU. .43
 V8 JUICE .41/24OZ
 LASAN. NOODLES .48/LB
 SALTINES .58/LB
 POTAT. CHIPS
 FRITOS
 SNACK CRACKERS
 COOKIES
 POP
 SPRY 1.44/21B10OZ
 MAZOLA 1.37/QT
 FLOUR .77/5LB
 BISQUICK .96/46OZ.
 CAKE MIX
 PIE FILLING
 CHOC. CHIPS
 BAKING CHOC.
 JELLO
 JEL. PUDDING
 SALT
 CINNAMON
 PEPPER
 CAN. MILK .38/CAN
 PANCAKE MIX
 PANCAKE SYRUP
 BAKING SODA
 POWD. SUGAR
 BROWN SUGAR
 KARD
 BAK. POWDER
 PICKLES
 RELISH
 OLIVES
 CANNED TUNA
 MUSTARD
 C. BEEF HASH
 SPAM
 CATSUP
 BBQ SAUCE
 STEAK SAUCE

TACOS
 VINEGAR
 SALAD DRESS.
 MAYONNAISE
 BAKED BEANS
 PEANUT BUTTER
 MAC. & CHEESE
 HAMB. HELPER
 RAVIOLI
 MILK 1.71/GAL
 COTT. CHEESE .83/LB
 SOUR CREAM
 CAN. SOUP
 INST. SOUP
 CAN. CORN .26
 CAN. MUSHROOMS
 CAN. VEGETABLES
 SAUERKRAUT
 NOODLES
 C. ARTICHOKE
 C. TOMATOES .44/28OZ
 CAN. POT. SALAD .57
 TOM. SAUCE .16/8OZ
 INST. WASH. POTATOES
 SOUP STARTER .97
 RICE 1.77/3LB
 CAN. GRAVY .33
 STUFF. MIX 1.79/LB
 COCOA 1.21/LB
 TV DINNERS
 FROZ. ORANGE JUICE
 TEA BAGS
 COFFEE FILTERS
 FROZ. DONUTS
 CAN. COFFEE 4.66/2LB
 INST. COFFEE
 COFFEE CAKE
 TARTAR SAUCE
 CHEDDAR CHEESE
 SWISS CHEESE
 MARGERINE .54/LB
 EGGS .73/DOZ
 FROZ. BROCCOLI
 FROZ. CAULIFLOWER
 FROZ. PEAS
 FROZ. BRUSS. SPROUTS
 FROZ. SPINACH
 COOLWHIP
 ICE CREAM
 POTATO CHIPS
 BEER
 WINE
 MAGAZINES
 CIGARETTES
 END

***** AIM-65 *****
EXCERT INCORPORATED

<u>P/N</u>		<u>Qty 1-9</u>
A65-1	AIM-65 w/1K RAM	\$375
A65-4	AIM-65 w/4K RAM	\$450
A65-A	Assembler ROM	\$85
A65-B	BASIC ROMS	\$100

EXCERT has concentrated on the AIM-65 to guarantee YOU that the products we offer are fully compatible. We know how these products work since they are used in our systems. EXCERT can help you get the system YOU want!

ACCESSORIES

SYSTEMS

P/N

"ASSEMBLED & TESTED"

PRS1 +5V at 5A, +24V at 2.5A,
+12V at 1A (does not fit
inside ENC1) \$95

All AIM-65 systems are self contained and have the power supply (PRS2) mounted inside ENC1.

PRS2 +5V at 5A, +24V at 1A
(mounts inside ENC1) \$50

"STARTER" SYSTEMS

ENC1 AIM-65 case w/space for
PRS2 and MEB1 or MEB2
or VIB1 \$45

P/N

SB65-1 A65-1 in ENC2 \$475

NEW! ENC2 ENC1 w/PRS2 inside \$100

SB65-4 A65-4 in ENC2 \$540

TPT1 Approved Thermal Paper
Tape, 6/165' rolls \$10

SB65-4B Same Plus BASIC \$640

NEW! MCP1 Dual 44 pin Mother Card
takes MEB1, VIB1, PTC1 \$80

"EXPANDED" SYSTEMS

MEB1 8K RAM, 8K Prom sockets,
6522 and programmer for
5V Eproms (2716) \$245

P/N

"B"
MEB1

"C"
MEB2

"D"
VIB1

E_65-4 A65-4, ENC2,
w/one MEB1,MEB2,
or VIB1 \$775 \$855 \$775

NEW! PTC1 Prototype card same size
as KIM-1, MEB1, VIB1 \$40

E_65-4B Same Plus BASIC \$875 \$955 \$875

VIB1 Video bd w/128 char, 128
user char, up to 4K RAM,
light pen and ASCII keybd
interfaces \$245

Higher quantities and systems with other options quoted upon request!

NEW! MCP2 Single 44 pin (KIM-4
style) Mother Card takes
MEB2, PGR2 and offers 4K
RAM sockets \$119
w/4K RAM \$169

Mail Check or Money Order To:

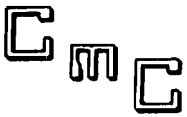
EXCERT, INCORPORATED
Attn: Laurie
4434 Thomas Avenue South
Minneapolis, Minnesota 55410
(612) 920-7792

MEB2 16K RAM bd takes 2114's \$125
w/8K RAM \$225
w/16K RAM \$325

Add \$5.00 for shipping, insurance, and handling.

NEW! PGR2 Programmer for 5V Eproms
w/ROM firmware, up to 8
Eproms simultaneously \$195
w/4 textool skts \$245

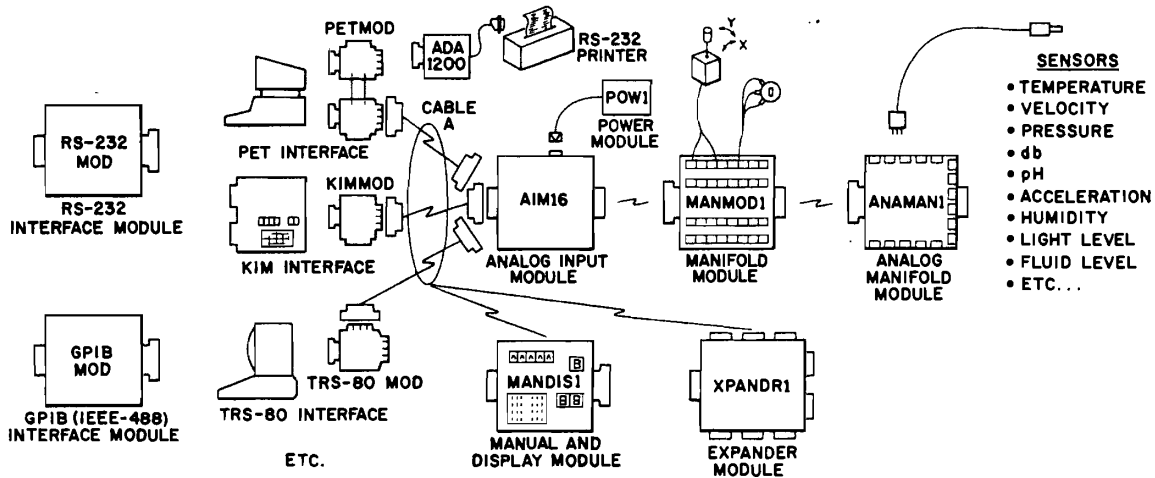

Minnesota residents add 4% sales tax.



CONNECTICUT microCOMPUTER, Inc.

150 POCONO ROAD - BROOKFIELD, CONNECTICUT 06804

(203) 775-9659



DAM SYSTEMS by CmC
A complete system of modules to let your computer listen to the real world.

DAM SYSTEMS PRICE LIST

DAM SYSTEMS components

AIM161 - Analog Input Module 16 8-bit analog inputs - 100 microsecond conversion time - 3 state output - requires one 8-bit computer output port for control and one 8-bit computer input port for data.	\$179.00
AIM162 - Analog Input Module As above plus greater accuracy - gold plated contacts - pilot light - switch selectable start, enable and ready polarities.	\$249.00
POW1 - Power Module Supplies power for one AIM16 module.	\$14.95
ICON - Input Connector For connecting analog inputs to the AIM16 - 20 pin card edge connector - solder eyelets.	\$9.95
OCON - Output Connector For connecting the AIM16 to a computer - 20 pin card edge connector - solder eyelets.	\$9.95
MANMOD1 - Manifold Module Use in place of ICON. Screw terminal barrier strips for connecting josticks, potentiometers, voltage sources, etc. Eliminates the need for soldering. Plugs into the AIM16.	\$59.95
ANAMANI - Analog Manifold Module Use in place of ICON. Connects DAM SYSTEMS SENSORS to the AIM16 without soldering - sensor cables just plug in. Plugs into the AIM16 or the MANMOD1.	TBA
SENSORS Sensors for Temperature, pressure, flow, humidity, level, pH, motion, etc.	TBA
COMPUTER INTERFACES For the PET, KIM, TRS-80, etc. Use in place of OCON. Eliminates the need for soldering or special construction.	TBA
PETMOD - PET Interface Module Gives two IEEE ports, one user port and one DAM SYSTEMS interface port. Saves wear and tear on the PET's printed circuit board. Also called the PETSARV.	\$49.95

KIMMOD - KIM Interface Module Gives one application connector port and one DAM SYSTEMS interface port.	\$39.95
CABLE "A" - Interconnect Cables Connects computer interface to AIM16, MANDIS1, XPANDR1, etc.	TBA
CABLE A24 - Interconnect Cable 24 inch cable with interface connector on one end and an OCON equivalent on the other.	\$19.95
MANDIS1 - Manual and Display Module Connects between the AIM16 and the computer interface. Allows manual or computer control of the AIM16. Displays channel number and data.	TBA
GPIB MOD - GPIB (IEEE-488) Interface Allows the DAM SYSTEMS MODULES to be used with the GPIB bus instead of a computer's other I/O ports.	TBA
RS232 MOD - RS232 Interface Module Allows the DAM SYSTEMS MODULES to be used with an RS-232 port or terminal.	TBA
XPANDR1 - Expander Module Allows up to 128 8-bit analog inputs (8 AIM16 Modules) to be connected to one system.	TBA

DAM SYSTEMS sets

AIM161 Starter Set Includes one AIM161, one POW1, one ICON and one OCON.	\$189.00
AIM162 Starter Set Includes one AIM162, one POW1, one ICON and one OCON.	\$259.00
PETSET1a Includes one PETMOD, one CABLE A24, one AIM161, one POW1 and one MANMOD1.	\$295.00
KIMSET1a Includes one KIMMOD, one CABLE A24, one AIM161, one POW1 and one MANMOD1.	\$285.00

Boolean Equations Reduced on the PET

A deceptively small BASIC program trains the PET to perform computer aided logic design. It will reduce any single output process to a minimal, two level network.

Alan K. Christensen
1303 Suffolk Street
Austin, TX 78723

When a home experimenter tries to design a device, there are often one or two chips he doesn't have on hand. The builder might stop and order parts, then wait for delivery; but often this problem can be solved by falling back on basic gates and keeping some of these on hand for emergencies.

Reducing a truth table to an acceptable number of equations is often a tedious task. As an aid in this endeavor, I wrote a program to solve the Boolean equations using my PET computer. The program is based on the Quine-McCluskey method. It will reduce any sum of products to a minimum, two level network.

The general approach used in the program is to reduce the number of inputs using the equation

$$X'Y + XY = Y$$

And then reduce the number of terms using the equation

$$XY + V'Z + YZ = XY + XZ$$

This program works only for multiple inputs producing a single output, but it can be a powerful aid in multiple output networks too.

The output of a network can be defined as all of the inputs for which a "1" is

wanted. In addition, there may be some conditions where you don't care what the output is because that input condition will never be present. For this program, the "don't cares" are assigned in such a way as to reduce the number of inputs to required terms, but they are not considered when choosing the terms necessary for the output.

This routine is written in modules. An explanation of the function of each module will aid in translating the program into other languages. Important facts about PET BASIC are: if there are multiple statements on the same line after an IF THEN combination, none will execute when the condition is false. All variables are zero unless otherwise set, and a zero subscript is permitted in arrays.

The code with line numbers 0-99 performs general set up. Important global variables are: A\$ — an array of required and don't care terms, B\$ — an array of only required terms, A — an array of flags for A\$, Q — an array of flags for B\$, B — the number of required terms (-1), N and N2 — the number of terms in A\$, and L — the number of input variables for each term.

The module 100-399 is for the data input. For this input scheme the user types in the input combinations for which a 1 output is desired. These can be either strings of zeroes and ones or upper and lower case letters. If there are don't cares present, the user enters "X" and follows with the don't care terms. The last input is followed by "END".

If the user wants to create a different input, such as from a tape or a truth table, the important results are: B\$ should contain terms which have a "1" output, where the first entry is B\$(0). B should equal the highest index of B\$, A\$(0-N) contains all the terms of B\$ plus any don't care terms. N and N2 both equal the highest index of A\$. Arrays A and Q should both equal zero for all entries, and L should equal the number of input variables.

Module 400-449 is where the literals are reduced from the terms. Each term is compared to every other term and, if they differ by only one variable, the

```
500 REM -COMPARE DIFFERENCES IN TERMS-
505 N$=""
510 D=0
515 FORM=1TOL
520 C$=CHR$(FNA(I))
525 IF FNA(I)=FNA(J) THEN 535
530 D=D+1:C$="-"
535 N$=N$+C$
540 NEXT M
545 RETURN
550 REM -ADD TERM TO LIST-
553 IF N2=N THEN 595
555 FOR X=0 TO N2
560 IF N$=A$(X) THEN RETURN
565 NEXT X
570 IF I=0 THEN 595
575 FOR X=0 TO I-1
580 IF A(X)=0 THEN 590
585 A(X)=0:A$(X)=N$:RETURN
590 NEXT X
595 N2=N2+1:A(N2)=0:A$(N2)=N$:RETURN
600 REM -REMOVE REDUCED TERMS FROM LIST-
605 I=0:J=N2
610 IF A(I)=0 AND I=<J THEN I=I+1:GOTO 610
615 IF A(J)=1 AND I=<J THEN J=J-1:GOTO 615
620 IF I>J THEN 635
625 A$(I)=A$(J):A(I)=0:I=I+1:J=J-1
630 GOTO 610
635 N=J:N2=J
645 RETURN
650 REM -COUNT DIFFERENCE IN TERMS (DISREGARD DON'T CARES)-
655 D=0
660 FORM=1TOL
665 IF FNB(I)=FNB(J) THEN 680
670 IF FNA(J)=45 THEN 680
675 D=D+1
680 NEXT M
685 RETURN
```

READY.

variable is replaced by a don't care (-). The new term is added to the list, and the two combined terms are marked for later removal. The process continues until the program loops through the entire list without further reductions.

In module 450-499, the reduced terms in A\$ are matched against the original terms in B\$. Each required term is matched with the most-reduced term that covers it.

Module 500-549 is used to compare different terms in A\$. I and J are the index values of the terms. The routine returns the number of variable differences in D. N\$ is the reduced expression and is only valid if D = 1.

In lines 550-599, a term N\$ is added to A\$ outside the range of the present loop. It is designed to conserve memory. No term will be added which is already in the list. The process usually generates duplicate terms, and it will place the new terms at the front of the list if those terms are marked for removal by A(I) = 1.

Module 600-649 removes all terms which were reduced but did not get removed in lines 550-599. It resets N and N2 to point to the end of the new list. The module from 650-699 compares terms in B\$ to A\$. I is the index of the B\$ term and J indexes A\$. In this routine, a comparison of any single variable in B\$ is considered a match with A\$ if the variables are equal or if the corresponding variable in A\$(J) is a don't care, ASCII 45. The difference is returned in D.

Module 700-799 finds the most restricted term in B\$. The key to arriving at the minimum solution, as opposed to just a valid solution, is to find each required term with only one reduced term to satisfy it, an essential term. If all of them have more than one possible term, we select the term in B\$ which could be satisfied by the least useful term from A\$.

This is so that bad matches can be avoided early and, in the case of cyclic expressions which have several equivalent but different solutions, so that evaluation will not introduce redundant terms.

In lines 800-899, the reduced terms are sorted to bring the terms that satisfy the most conditions to the beginning of the list. This insures that the best choice will be found first.

The last module, at lines 900-999, locates the minimum number of reduced terms which satisfy the problem. The most restricted B\$ term is paired with its best match in A\$, and all other terms in B\$ which are also satisfied are removed from further consideration.

If the flag W is set to one, it means more than one solution exists for this problem.

A	B	C	D	V	W	X	Y	Z
0	0	0	0	0	0	0	0	0
0	0	0	1	0	0	0	0	1
0	0	1	0	0	0	0	1	0
0	0	1	1	0	0	0	1	1
0	1	0	0	0	0	1	0	0
0	1	0	1	0	0	1	0	1
0	1	1	0	0	0	1	1	0
0	1	1	1	0	0	1	1	1
1	0	0	0	0	1	0	0	0
1	0	0	1	0	1	0	0	1
1	0	1	0	1	0	0	0	0
1	0	1	1	1	0	0	0	1
1	1	0	0	1	0	0	1	0
1	1	0	1	1	0	0	1	1
1	1	1	0	1	0	1	0	0
1	1	1	1	1	0	1	0	1

Table 1: Four-bit Binary to 5-bit BDC Conversion Map

Usually the other solutions can be found by entering the terms in a different order. Sometimes, when there is more than one solution, the most economical solution will not be the first one found. This problem could be cured by generating all of the multiple solutions, but that would require more than the 8K of memory I had available.

The result might be further reduced by going to a three level solution. This again requires more than 8K, but it would be reasonable to feed intermediate results

into a second program to obtain a completely reduced result.

The idea is to look for pairs of terms, each with a variable that matches with a don't care variable in the other term, and matching in all other variables. The matching terms can be combined by ANDing with the non-matching terms, making an OR at the next level. Terms that match in some variables but not in others can be combined in a next level of the matching gates with the differing variables in the lower level.

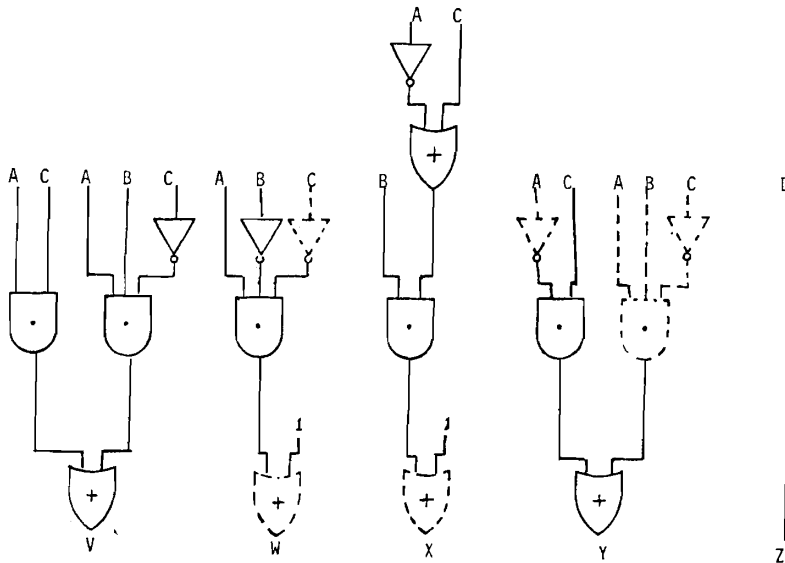


Figure 1

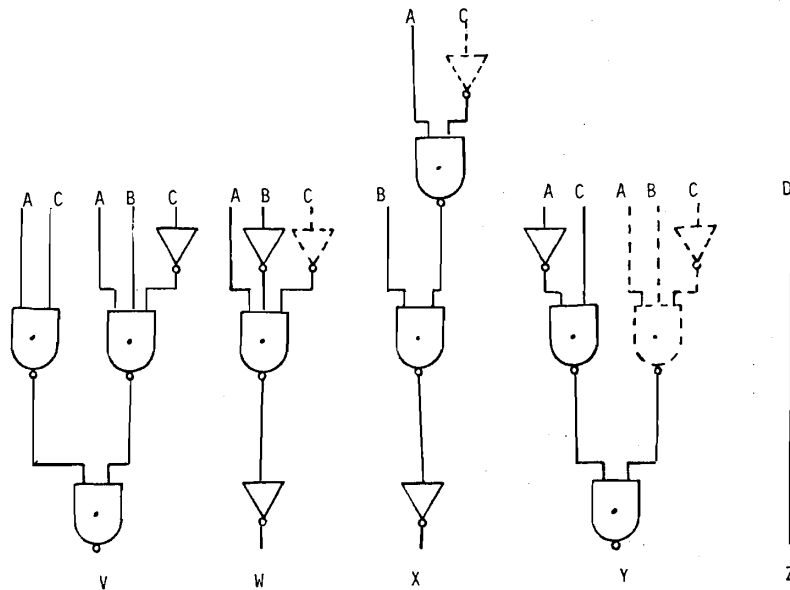


Figure 2

making an OR at the next level. Terms that match in some variables but not in others can be combined in a next level of the matching gates with the differing variables in the lower level.

I have not yet been able to determine whether my method will result in the minimal equation. As of now, no technique for this problem is known. The following example will illustrate the entire process.

The problem is to convert a 4 bit number into BCD (5 bits). The truth table for this conversion is shown in Table 1. We begin by entering the inputs for which we want output V to be true (1). The sequence is:

? 1010
 ? 1011
 ? 1100
 ? 1101
 ? 1110
 ? 1111
 ? END

and the computer replies, after a short delay, with:

1-1-
 11--

This signifies that the minimum two level solution for V is $AC + AB$. The process is repeated for the rest of the outputs giving results of:

```

700 REM -PUT MOST RESTRICTED TERM AT BEGINNING OF LIST
705 FORI=0TOB
710 Q(I)=0:T=B
715 FORJ=0TON2
720 GOSUB 650
725 IF D=0 THEN Q(I)=Q(I)+1:IFA(J)<T THEN T=A(J)
730 NEXT J :Q(I)=Q(I)+T/10000: NEXT I
735 IF B=0 THEN 755
740 FOR I=1TOB
745 IFQ(I)<Q(0) THENN$=B$(I):B$(I)=B$(0):B$(0)=N$:X=Q(I):Q(I)=Q(0):Q(0)=X
750 NEXT I
755 RETURN
800 REM -PUT REDUCED TERMS WHICH COVER THE MOST AT THE FRONT OF THE LIST-
805 FORJ=0TON2
810 A(J)=0
815 FORI=0TOB
820 GOSUB 650
825 IF D=0 THEN A(J)=A(J)+1
830 NEXT I : NEXT J
835 FOR I=0TON2-1
840 FOR J=I+1 TO N2
845 IF A(I)>A(J) THEN 860
850 N$=A$(I):A$(I)=A$(J):A$(J)=N$
855 X=A(I):A(I)=A(J):A(J)=X
860 NEXT J : NEXT I
865 RETURN
900 REM-FIND ESSENTIAL TERM AND ELIMINATE ALL ORIGINAL TERMS THAT IT COVERS
905 GOSUB 800:GOSUB 700:I=0:J=0
910 GOSUB 650
915 IF D>0 THEN J=J+1:GOTO 910
920 IF Q(0)>=2THEN W=1
925 GOSUB 975
930 GOTO 950
935 GOSUB 650
940 IF D>0 THEN I=I+1
945 IF D=0 THEN GOSUB 975
950 IF I<=B THEN 935
955 N$=A$(J):A$(J)=A$(N2):A$(N2)=N$:N2=N2-1
960 RETURN
975 N$=B$(I):B$(I)=B$(B):B$(B)=N$:B=B-1:RETURN
  
```

```

W = 100-      AB'C'
X = 01-- --11- A'B + BC
Y = 110-.0-1- ABC' + A'C
Z = -- --1    D

```

The next step is to input the values for output which have a reasonable number of identical terms. For example, V and X have inputs of 1110 and 1111 in common. To see if sharing a gate will reduce the equations, we enter V again with those terms as don't cares. The input sequence is:

```

? 1010
? 1011
? 1100
? 1101
? X
? 1110
? 1111
? END

```

The output is the same as before; therefore, no gates are saved by combining these terms. When the same thing is tried with V and Y we get a shared equation of 110- (which is already a term of Y) and re-entering V with 1100 and 1101 as don't cares gives an output of 1-1- which indicates that we can save a gate by using $V = AC + ABC'$.

Further testing shows no more gates can be saved by this method, so the next step is to try to increase the levels. X is the only output which has terms that differ only at don't cares. 01- and -11- can combine to $(0)1(1)-$, or $B(A+C)$.

This leads directly to the circuit of Figure 1. Duplicates or unnecessary gates are shown by dashed lines. A network of alternating OR-AND gates can be converted directly to a NAND-NAND network by inverting the literals on odd levels, with the level nearest the output as one. This brings us directly to Figure 2.

There is still one problem. There are two gates which have three inputs and I only keep two-input NAND gates and inverters as spares. A three-input NAND can be replaced by 2 two-input NANDS and an inverter $(A \text{ NAND } B \text{ NAND } C) = ((A \text{ NAND } B) \text{ NAND } C)$. Looking at the two offending gates, we see that they share $A \text{ NAND } C'$ in their equations, so we can share a gate.

The final circuit is shown in Figure 3. It can be realized with two quad NANDS and one hex inverter. This process could have been performed by entering the terms for which a zero value was desired (and don't cares) resulting in a network of NOR gates. Basic gates nearly always take more wiring in a circuit, but when purchased in quantity they are cheap, and they can make the difference between finishing a project today or just waiting for parts.

```

5 REM BOOLEAN EQUATION REDUCER
10 REM ALAN K. CHRISTENSEN
15 REM AUSTIN, TEXAS 4-14-79
20 DIM A$(250),A(250)
25 DEFFNA(I)=ASC(MID$(A$(I),M,1))
30 DEFFNB(I)=ASC(MID$(B$(I),M,1))
35 POKE 59468,14
100 REM -DATA INPUT-
105 B=-1:N=-1:N2=-1:I=0:J=0
110 INPUT N$
115 IF N$="X" THEN B=N2:GOTO 110
120 IF N$="END" THEN 130
125 GOSUB 550:GOTO 110
130 IF B<0 THEN B=N2
135 DIM B$(B),Q(B)
140 FOR I=0TOB:B$(I)=A$(I):NEXT I
145 L=LEN(A$(0)):N=N2
400 REM -REDUCE TO MINIMUM LITERALS-
405 L2=0:N2=N
410 FOR I=0TON-1
415 FOR J=I+1 TO N
420 GOSUB 500
425 IF D=1 THEN A(I)=1:A(J)=1:L2=1:GOSUB 550
430 NEXT J
435 NEXT I
440 GOSUB 600
445 IF L2<>0 THEN 400
450 REM -ELIMINATE REDUNDANT TERMS-
455 N3=N2
460 GOSUB 900
465 PRINTN$
470 IF B>=0 THEN 450
475 IF W=1 THEN PRINT "MULTIPLE SOLUTIONS"
480 STOP

```

READY.

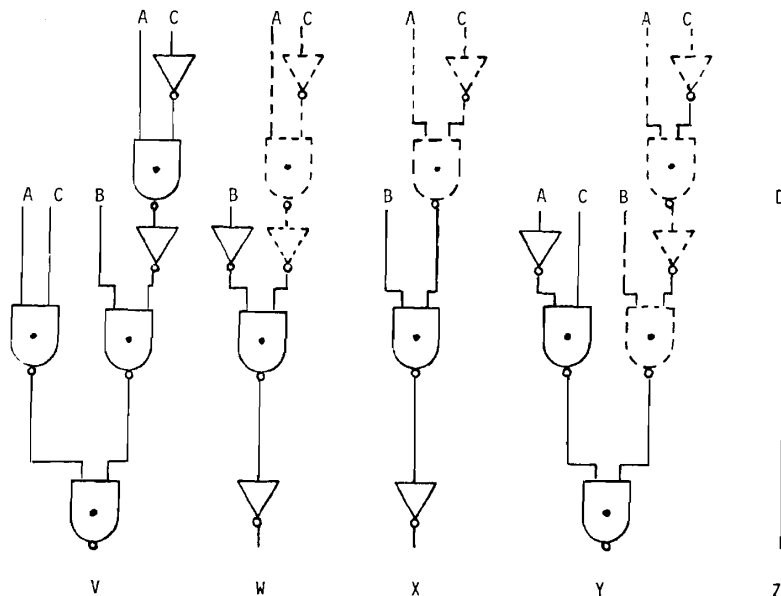


Figure 3

Screen Dump to Printer for the APPLE II

No need to print yards of listing when you want only one or two screenfulls of data. Print only the display segments you select with this versatile BASIC language output routine.

R. M. Mottola
Cyborg Corporation
342 Western Avenue
Boston, MA 02135

In certain programs it is often desirable to be able to print a screenfull of information on your printer after you have reviewed it on the screen. Long lists of data could be reviewed, one screenfull at a time, and only those pages that were needed would be printed.

The following short routine is a BASIC version of a machine language printer driver. Its advantages are that it will work with the Apple Parallel Printer Interface Card and any printer, without the need to re-write the printer driver. Also, since it is written in BASIC, it is easy to understand and to modify.

The first step required is to put a short machine language routine into memory. Lines 90 to 130 of the sample program POKE a routine into the free memory area starting at location \$300. For systems using Apple DOS, it is important that you perform this step after DOS is booted, because this area of memory is clobbered during boot. This routine will make a character available to the character output routine in the monitor, \$FDED, which will in turn pass it to the appropriate printer driver.

The second step is to add the screen printer subroutine to your BASIC program. This subroutine is shown in lines

500 to 610 of the sample program. Starting at the "home" position on the screen, this subroutine passes each character in screen memory (page 1) to the printer card, via the COUT routine in the monitor.

The POKE in line 560 passes the character to the machine language routine at \$300. Although it may seem like a lot of "passing", this method allows the use of a conventional PR#X command from BASIC to specify which slot is to receive the output. Other commands of note are those in lines 520 and 590. The first tells the parallel printer interface to print only on the printer, and not on the screen. The second returns output to both the printer and the screen.

The third step in implementing the screen printer is to add an INPUT statement to your program which asks the user if the screen is to be printed. This is found in line 250. Also note the POKE 34, 23 in line 240. This command sets the top of the scrolling window to line number 23, the bottom line of the screen, thus insuring that the prompt itself does not get printed.

The sample program listed is a demonstration program designed to show the screen printer in use. The routines in it can be adapted to any BASIC program

with little difficulty. One thing to keep in mind, though, is that flashing or inverse characters may print out in various different ways, depending on the printer.

If you want to include flashing or inverse characters on the screen, the addition, noted in lines 552 to 560, listed after the demonstration program, should be included. These lines test for and "normalize" blinking or inverse characters so they will appear normally on the printer. However, using this modification will slow down the screen printer routine considerably. Its BASIC implementation is pretty slow to begin with. Replacing all constants with variables will make either version much faster.

See AppleSoft II BASIC Programming Reference Manual, Appendix E, for more on this. If you are using Apple DOS, remember to replace all PR#X commands with print control D; "PR#X" to keep DOS from being turned off. Finally, if you are using Integer BASIC, please note that you will have to modify the logic structure found in line 554. For a complete map of how the various characters are stored in screen memory, see "An Apple II Page 1 Map" by M.R. Connolly Jr., MICRO 8:41. Happy screen printing!

```

LIST
0 REM DEMONSTRATION PROGRAM
10 REM SCREEN PRINTER ROUTINE
20 REM FOR APPLE II APPLESOFT B
  BASIC
30 :
40 REM DEFINE VARIABLES
50 SLOT = 1
60 OFFSCREEN# = "": REM "(CTRL)I4
  ON"
70 RETSCREEN# = "": REM "(CTRL)II"
80 :
90 REM PUT MACHINE LANGUAGE ROUTINE
  INTO MEMORY
100 FOR N = 768 TO 774
110 READ X: POKE N,X
120 NEXT
130 DATA 173,11,3,32,237,253,96
140 :
150 REM FILL SCREEN FOR DEMONSTRATION
160 FOR X = 1 TO 3
170 HOME: READ TXT$
180 FOR Y = 1 TO 22
190 FOR Z = 1 TO 6
200 PRINT TXT$:
210 NEXT Z
220 PRINT "": REM NULL STRING
230 NEXT Y
240 POKE 34,23
250 PRINT: INPUT "PRINT SCREEN?
  (Y/N) ";ANS$
260 IF ANS# = "Y" THEN GOSUB 50
  0
270 POKE 34,0
280 NEXT X
290 DATA " MICRO", " APPLE", " 650
  2 "
300 END
400 :
450 :
500 REM SCREEN PRINTER SUBROUTINE
510 PR# SLOT
520 PRINT OFFSCREEN#
530 FOR A = 0 TO 80 STEP 40
540 FOR B = 0 TO 7
550 FOR C = 1024 + A TO 1063 + A
560 POKE 779, PEEK (C + B * 128)
570 CALL 768
580 NEXT: NEXT: NEXT
590 PRINT RETSCREEN#
600 PR# 0
610 RETURN
PR#0
LIST 552,560
552 CHAR = PEEK (C + B * 128)
554 IF CHAR < 192 THEN CHAR = CH
  AR + 64: GOTO 554
556 IF CHAR = 224 THEN CHAR = 16
  0
560 POKE 779, PEEK (C + B * 128)

```

Classified Ads

FREE SAMPLE COPY - New BUY-SELL-TRADE Publication, indexed by product type, mailed monthly First Class. 3500 circ., low, low ad rates. Send for your free sample copy now! Subscription \$3.50 per year, FREE THREE LINE AD with subscription.

Order from:

LECTRONICS EMPORIUM
Dick Costello, Pub.
P.O. Box 828
Derry, NH 03038

The TARGET for users of Rockwell's AIM 65. Find out how to use the printer, keyboard and display. Reviews of upcoming Assembler and BASIC in ROMs. Six bimonthly issues for \$5.00 US and Canada (\$12.00 elsewhere). Order from:

Don Clem
RR#2
Spencerville, OH 45887

ZIPTAPE loads 8K BASIC in 15 seconds! Slower than a speeding disc? Sure, but it only costs \$22.50 plus \$1.00 S&H. \$3.00 extra for software on KIM cassette Described in MICRO #6. SASE for info. Order from:

Lew Edwards
1451 Hamilton Ave.
Trenton, NJ 08629

SYM-1 complete with 2 K RAM, Synertek tech notes, other frills, \$ 200.00 (have two, first order gets First Book of KIM and KIM cassette thrown in). KIM power supply, \$ 25.00.
Tel. (415) 933-1123.

MICRO

OSI Memory Test in BASIC

William L. Taylor
246 Flora Road
Leavittsburg, OH 44430

All memory tests are not alike. This one features an extensible, BASIC language implementation.

Have you experienced the complete failure of your favorite program lately? Have you reloaded it into the machine only to have it bomb over and over again? Well, I have, and many times! This could be caused by a bug in the program, but if the program has run before and now bombs there must be something wrong in the hardware. This usually means that there is a reclusive bug hidden somewhere in those many K's of RAM.

How do you find this reclusive bug? If you have a machine code monitor and loader, you could load the memory and step through the program checking for errors. You might also load a diagnostic program to test the memory. "OK" you say, "but I don't have a machine code monitor. My machine has only BASIC in ROM. What do I do to check for these

bugs in my machine? I have no means to get at these bugs in my machine with this BASIC only!"

Well take heart, all is not lost. I have had this same experience. Felt the same wrath, of the same bug in those many K's of RAM, that you are feeling now! From this experience I made a decision. I decided to prevent this from doing me in over and over again. My solution to the bug-in-memory caper was to write a diagnostic program, in BASIC, to check the memory of the BASIC-in-ROM only machine.

The program that I have written will load memory with an initial value stored in the D variable, between the address limits P1 and P2. The program increments the D variable from its initial value to 255 decimal. This represents

all combinations of bits that can be stored in a memory location. After the bits are stored, the program compares the data bits in memory to the initial value that was stored there and, if they are not the same, a report will be printed out to the terminal.

I have written the program to request page numbers for the starting and ending addresses. This could be changed to use decimal equivalents if the reader wishes. The starting address is contained in variable P1 at line 700. The ending address is contained in P2 at line 710. The contents of both variables are multiplied by 256 to obtain the decimal equivalent of the page numbers. Line 720 is the initial value of the data and is usually set to 0.

At line 750 the program is told to load the limits of memory between P1 and P2 via a FOR-NEXT loop. At line 760 the data bits are POKEd into memory. Line 785 looks at the data in the memory location that was previously stored. At line 790 I compare the data stored in memory against the data in variable D to see if the two are equal. The next byte is loaded and compared at line 800.

Line 825 increments the data value in the D variable. Line 830 checks the D variable to see if 255 decimal has been reached and, if not, executes a return loop through the program. Line 840 reports the results of the memory test.

This program was written in MicroSoft BASIC for the OSI Challenger. It should run under other BASICs with minor modifications. The program will be of interest to users of machines with BASIC in ROM and others who want a simple way to test memory. The program is somewhat slow, but this a very small price to pay for the ease of operation. Good luck and good memory testing.

```
650 REM MEMORY TEST BY W.L. TAYLOR 1/2/79
660 PRINT " *****MEMORY TEST***** ":PRINT
665 PRINT " ENTER STARTING PAGE AND ENDING PAGE":PRINT
700 INPUT " STARTING PAGE ";P1
710 INPUT " ENDING PAGE ";P2
720 D=0
730 LET A=P1*256
740 LET B=P2*256
750 FOR C= A TO B
760 POKE C,D
770 E=PEEK (C)
780 IF E<>D THEN PRINT " BAD DATA BYTE AT";C
790 IF E<>D THEN END
800 NEXT C
810 D=D+1
820 IF D<256 THEN 750
830 IF D=256 THEN PRINT " TEST COMPLETE WITH NO BAD DATA BITS
DETECTED":PRINT
840 END
```

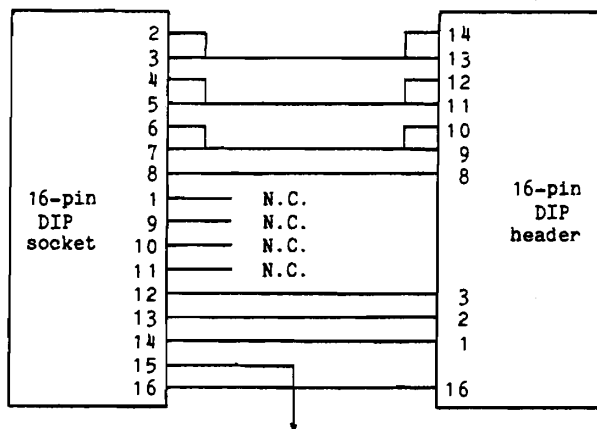
SYM and AIM Memory Expansion

An easy hardware modification addresses extended memory in contiguous 8K blocks with no gaps. This neat enhancement makes Memory Plus a natural for RAMming more data into the SYM and AIM.

Paul Smola
Acushnet Corporation
P. O. Box E916
New Bedford, MA 02742

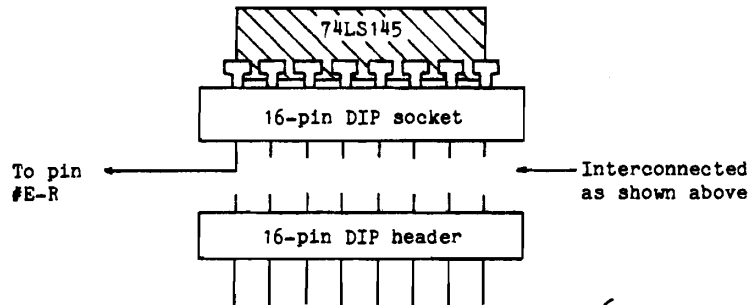
In an attempt to implement BASIC on the SYM it became apparent that the 4K of onboard RAM was insufficient for our needs. Although we have several Memory Plus boards around, the RAM on these boards is addressable in 8K byte blocks decoded at 8K boundaries, beginning at location 2000. Unfortunately, this decoding scheme leaves a 4K block of memory unimplemented. That block of memory is from address 1000 through 1FFF.

In order to overcome this shortcoming, it is desirable to decode the Memory Plus board in 8K blocks that are addressable at 4K boundaries; that is, at locations 1000, 3000, 5000, etc. With this scheme several MP boards could be added on to expand the SYM memory in a continuous fashion. There are methods available for making this change, but most of these require changes on the MP board itself. This is undesirable, especially if servicing becomes a problem. The solution lies in replacing the three high order address line decoding schemes with one that will address memory at 4K boundaries. This can be accomplished by bringing addresses A12, A13, and A14 into the inputs of the 74LS138, as opposed to the present A13, A14, and A15. With this change any position of the rotary switch which selects the RAM decoding address enables the RAM at 4K boundaries, and also only in 4K blocks.



Solder to pin #E-R on the Memory Plus Expansion Connector

Figure 1



Remove the 74LS138 from socket U4 on the MP board and replace it with the above assembly

Figure 2

If we were to OR two adjacent outputs together, we would have 4K boundaries with 8K blocks. However, because the outputs of a 74LS138 are totem-pole, ORing them must be done with additional gating and not simply by tying the outputs together, as is done with open-collector outputs.

One method of doing this is by replacing the '138 with a 74LS145 BCD-to-decimal decoder driver. This device has open collector outputs enabling them to be wire OR'ed together. However, the pin out on the '145 is radically different from that on the '138.

The way to get around this is to mount the '145 in a 16 pin dip socket which is in

turn connected to a 16 pin dip header. However, rather than matching the pins number for number, the connection diagram in Figure 1 is followed. This is most easily accomplished by using a three level wire-wrap socket and cutting short all the pins except 8 and 16. These shortened pins are then wired to the correct position on the header by soldering jumpers on. This causes the pin out connections to be changed and thus allows the '145 to operate in the socket which was previously loaded with the '138.

The 16 pin dip header is then loaded into the MP board into socket U4 as shown in Figure 2. The '145 has the advantage of having four address input lines. Thus address lines A12, A13, A14, and A15 are brought into it and fully decoded. Since address line A12 is not brought to socket U4, it must be separately wired. A convenient place to make this connection is on the MP expansion connector pin #E-R.

With these changes, the RAM select rotary switch now selects hex locations 1000-2FFF at the first two positions. At the second two positions RAM is selected at 3000-4FFF. In the third two positions RAM is selected at locations 5000-6FFF. RAM will not be selected with the selector switch in the seventh position.

With the switch in the first or second position, BASIC on the SYM can be implemented with 12K memory; the 4K onboard, plus the 8K from the MP. The addition of another MP board set up the same way with the RAM selection switch in either position 3 or 4 would yield a system with 20K of continuous memory.

6502 Based SYSTEMS

The **COMPUTERIST** offers the best in the single-board, 6502-based microcomputers. These include the Rockwell **AIM-65**, Synertek Systems **SYM-1**, Commodore **KIM-1**, and, late this fall, The **COMPUTERIST MICRO PLUS**. As you will see from this catalog, The **COMPUTERIST** is devoted to supporting this class of 6502 systems. Think of us first - for all of your 6502 needs: Systems, Expansion, Power, Software, and other items.

The **AIM 65** is a complete microcomputer system, not just a single board computer. It has many of the features of the **KIM-1** and **SYM-1**, but also has three alphanumeric type devices which make it significantly different:

Full size typewriter style keyboard - makes it easy to enter data.

Twenty character LED display with sixteen segment displays for good looking, easy-to-read alphabetic and numeric characters.

Twenty column thermal printer for alphanumeric hardcopy.

Other features include:

An **8K ROM Monitor** with a **mini-assembler/disassembler, editor**, numerous operator functions and many important subroutines for program development.

Comes with **1K RAM** expandable on-board to **4K**.

Has provision for an additional **12K of ROM** including a **4K Assembler** and an **8K BASIC**.

The expansion and application pin-outs are compatible with the **KIM** and **SYM**, making it simple to interface to existing devices.

Supports **KIM** format cassette tapes at 1 and 3 times normal speed, plus its own high speed cassette I/O. Includes two complete cassette ports with remote control facilities.

AIM 65

by Rockwell International
The Complete 6502 System

20 Column Thermal Printer

20 Character LED Display

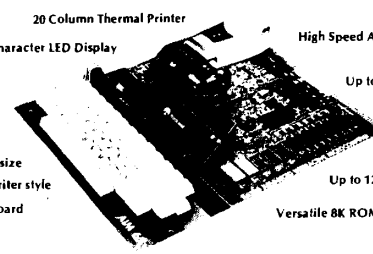
Full size Typewriter style Keyboard

High Speed Audio Cassette

Up to 4K RAM on board

Up to 12K additional ROM

Versatile 8K ROM Monitor



AIM 65: \$37500 1K RAM - \$42000 4K RAM

SYM-1

by Synertek Systems
An Expandable 6502 System

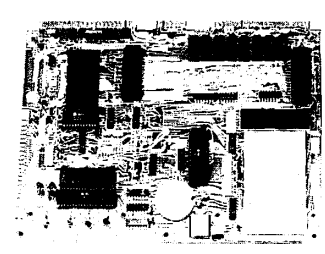
High Speed Audio Cassette I/O

4K SYM Monitor in ROM

Up to 4K RAM on board

Up to 12K additional ROM

Over 50 I/O line capability



SYM-1: \$27000 1K RAM - 31500 4K RAM

The **SYM-1** is a relatively new entry into the 6502 market by Synertek Systems. The board is the same size and shape as the **KIM-1** and uses the same connector placement and pin-outs, thereby maintaining a fair degree of compatibility with the **KIM-1**. Its main advantages are:

It comes with **1K of user RAM**, and is expandable on-board to **4K RAM**.

A larger Monitor - 4K vs the KIM 2K - with a number of useful functions.

It has room on-board for an **additional 12K ROM**. This ROM may be programs and data defined by the user or Synertek supplied programs such as an Assembler or **BASIC**.

It has much more **I/O capability** than the **KIM-1** and improved timers.

It has **KIM** compatible tape format as well as a **higher speed tape format**.

Like the **KIM**, it supports a teletype terminal, but it also supports more sophisticated terminal interfaces.

The touch-pad type of entry keypad is more reliable than the type used on the **KIM**.

If you need the added features of the **SYM-1**, especially the extra RAM and ROM provision, then this is a best buy. It currently has limited supporting software, being new to the market, but this should not be a long term problem.

The **KIM-1** is the grand-daddy of all 6502 based microcomputer systems. It was originally created by MOS Technology, the inventors of the 6502, as a way to demonstrate the power of the 6502 to the industrial community. To their surprise, the **KIM-1** became a highly successful single board computer - used in industrial control, education, hobby, and many other applications. It is still very popular today. Features of the **KIM-1** are:

Based on the 6502 microprocessor with its powerful instruction set.

Two 6530 multi-purpose chips each containing 1K ROM, 64 bytes RAM, a programmable timer and 15 I/O lines.

1K bytes of RAM, a **Hex Keypad** for entering programs and data, and a six character **LED display**.

It supports a **20mA Current Loop TTY** and **Audio Cassettes** for program/data storage. The very low price makes this an excellent buy - and the expansion bus structure is compatible with the **AIM 65** and **SYM-1** so that conversion to one of these other systems can be made with minimal hardware difficulty. There exists a large body of literature and many "ready-to-run" programs for the **KIM-1**.

KIM-1

by Commodore
The Original 6502 System

20 mA Current Loop TTY Interface

Audio Cassette Interface


15 User I/O lines

2 Interval Timers

1K + RAM

2K KIM Monitor ROM


Hex Keypad/LED Display



KIM-1: \$18000

MICRO PLUS™

The Super 6502 Single Board Computer



Features:

FLOPPY DISK CONTROLLER

Up to 16K PROM/EPROM on-board

KIM Compatible CASSETTE I/O

20MA Current Loop TTY Interface

Lots of 6522 type I/O

Up to 16K RAM on-board

Planned for Late 1979

MICRO PLUS™ is currently in the advanced design stages.

It will be a single board microcomputer featuring:

6502 Microprocessor

Floppy Disk Controller for Mini and Regular Floppy Disks

Cassette I/O including **KIM** compatibility

20 MA Current Loop TTY Interface

Up to **16K RAM** on-board

Up to **16K ROM/EPROM** on-board

Several **6522 VIAs**


Same **SIZE** and **SHAPE** and **PIN-OUTS** as **KIM-1/SYM-1**

Plus a couple of proprietary features to be announced later. Scheduled for initial delivery late 1979. Please **do not** call or write for additional info until September 1979.

SYSTEM EXPANSION

The **COMPUTERIST** makes it easy for you to expand your **KIM-1, SYM-1** or **AIM 65** based system. Four boards are offered to: increase the memory of your system, add full feature video to your system, provide a means to add your own circuits, and a means to get all of these added features working together. The design of these boards makes it possible for you to choose one vendor for all your normal system expansion requirements. The four boards are designed to work together and fit together in a system configuration which makes sense. The **PLUS** on each board represents added features that are not found on similar boards offered by other manufacturers - **PLUSES** that often dramatically enhance the capabilities of your basic system.

MEMORY PLUS[™] FOR AIM/SYM/KIM



8K STATIC RAM LOW POWER

Sockets for 8K Eprom

6522 I/O Port

ON BOARD REGULATORS

EPROM PROGRAMMER

MEMORY PLUS: \$200.00 FULLY ASSEMBLED AND TESTED

EXPAND YOUR SYSTEM WITH MEMORY PLUS[™]

MEMORY PLUS combines four of the most important system expansion capabilities on one PC board. This board uses the **standard KIM-4 Expansion Bus** and is the same size/shape as the **KIM-1/SYM-1** so it can be conveniently placed under any **AIM/SYM/KIM** system. The four functions are:

8K RAM - with low power 2102 static RAM - the most important addition for most systems.

8K EPROM - sockets and address decoding for up to 8K of Intel 2716 type EPROM.

EPROM Programmer - program your EPROMS on the board! **I/O - 6522 Versatile Interface** provides two 8 bit I/O ports, two multi-mode timers, and a serial/parallel shift register.

Other features of Memory Plus include:

On-board voltage regulators for +5V for general power and +25V for the EPROM Programmer.

Independent switch selection of the RAM and ROM starting addresses.

All IC's socketed for easy field replacement.

Fully assembled and burned in - ready to plug in and go.

Documentation includes a 60+ page manual with schematics, program listings, 2716 and 6522 data sheets, and a cassette tape with an EPROM Programming Program and a Memory Test.

Over **800 MEMORY PLUS** units are already in use with **AIMs, SYMs** and **KIMs**.

May be directly connected to your system with our cable or through our **MOTHER PLUS[™]** board.

IT'S EASY TO ADD VIDEO PLUS[™] TO YOUR SYSTEM.

VIDEO PLUS is the most powerful expansion board ever offered for 6502 based systems. It has many important video features including:

Programmable Display Format - up to 100 characters by 30 lines on a good monitor.

A **ROM Character Generator** with **UPPER and lower case ASCII** characters.

A **Programmable Character Generator** for up to 128 user defined characters which may be changed under program control. You can define **graphics, music symbols, chess pieces, foreign characters, gray scale** - and change them at will! May be used with an inexpensive TV set or an expensive monitor.

Up to **4K of Display RAM**, with **Hardware scrolling, programmable cursor**, and more.

In addition to the video features, **VIDEO PLUS** also has:

A **Keyboard Interface** which will work with any "reasonable" keyboard.

A built-in **Light Pen Interface**.

Provision for a **2K EPROM** or **ROM** for video control or other software.


All of the memory - **6K RAM** and **2K EPROM** can be used as system memory whenever it is not in use as display or programmable character generator.

VIDEO PLUS may be used directly as an expansion of an **AIM/SYM/KIM** system, or has provision for the addition of a 6502 for use as a **Stand-Alone** system or **Terminal**!

Only requires +5V and has on board voltage regulators. Since it's the same size/shape as the **KIM** or **SYM**, it may easily be placed under an **AIM/SYM/KIM** system. It uses the **KIM-4** expansion format.

Fully assembled, tested and burned in. Connect directly to your system or via the **MOTHER PLUS** board.

VIDEO PLUS[™] FOR AIM/SYM/KIM



UPPER/lower case ASCII
128 Additional User Programmable Characters: GRAPHICS-SYMBOLS-FOREIGN CHARACTERS

Programmable Screen Format up to 80 CHARACTERS - 24 LINES

KEYBOARD and LIGHT PEN Interfaces
Up to 4K DISPLAY RAM
Provision for 2K EPROM
Provision to add 6502 for STAND-ALONE SYSTEM

ASSEMBLED AND TESTED WITH 2K DISPLAY RAM

VIDEO PLUS: \$245.00

ADD YOUR OWN CIRCUITS WITH PROTO PLUS[™]

PROTO PLUS is the simple way to add special circuits to your system. It is the same size and shape as the **KIM** and **SYM**, making it extremely easy to use with these systems, and can be neatly added to the **AIM** as well. It provides about 80 square inches of work area. This area has provision for about **40 14/16 pin sockets**, about **4 24/40 pin sockets**, **3 regulators**, etc. The connections to the board are made through two sets of gold plated fingers - exactly like the **AIM/SYM/KIM**. This means that there are a total of **88 edge connections** - more than enough for most applications. This is a professional quality, double sided board with plated through holes. The layout was designed so that you can use wire wrap sockets or solder sockets - each IC pad comes out to multiple pads. There is room for voltage regulators and a number of other "non-standard" devices. The **PROTO PLUS** will plug directly into the **MOTHER PLUS** making for a handy package.

PROTO PLUS[™] FOR AIM/SYM/KIM

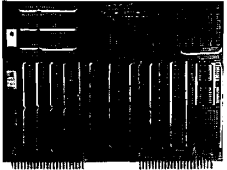
Same **SIZE** and **SHAPE** as **KIM/SYM**

Professional Quality

Double Sided, Plated through Holes

Two Sets of **GOLD Plated Dual 22. Fingers**

Designed for **WIRE WRAP** or **SOLDER** Connections



Provisions for **40 14/16 pin sockets**
4 24/40 pin sockets
3 voltage regulators

PROTO PLUS: \$40.00

PUT IT ALL TOGETHER WITH MOTHER PLUS[™].

MOTHER PLUS provides the simplest way to control and package your expanded system. **MOTHER PLUS** does three major things: 1 - provides a method of interconnecting the individual boards (**MEMORY PLUS, VIDEO PLUS, PROTO PLUS**); 2 - provides buffering for the address, data and control signals; and, 3 - acts as a traffic cop for determining which addresses are reserved for the processor and which for the expansion boards. It supports the **standard KIM-4 Expansion Bus**, so it is electrically compatible with a large number of expansion boards. It is structured so that the processor board fits into the top slots with the expansion boards mounting below. This permits a system to be neatly packaged - it doesn't have its guts hanging out all over a table top. Provision is also made for application connections through solder eyelet connectors. Specifically designed to work with **AIM/SYM/KIM** systems. Other features are: a **terminal** for bringing power into your system; phono jacks for the **Audio In/Audio Out**; phono jacks for connecting a **TTY** device; provision for a **TTY/HEX switch** for the **KIM**; a **16 pin I/O socket** for accessing the host Port A/Port B; plus two undedicated 16 pin sockets which may be used to add inverters, buffers, or whatever to your system.


MOTHER PLUS[™] FOR AIM/SYM/KIM

ADD UP TO FIVE ADDITIONAL BOARDS

AUDIO/TTY CONNECTIONS
POWER TERMINALS
APPLICATION CONNECTORS

FULLY BUFFERED
FULLY DECODED

KIM-4 Bus Structure



MOTHER PLUS: \$80.00 FULLY ASSEMBLED AND TESTED

POWER SUPPLIES

The COMPUTERIST offers a variety of power supplies to meet the varied requirements of 6502 based systems.

POWER PLUS™

ALL THE POWER A
KIM-1/SYM-1 NEEDS



POWER PLUS: \$40⁰⁰

Neat, Compact, Economical

Thousands in Use

INPUT: 115V/60Hz

OUTPUTS: Regulated +5V at 1.4A
 +12V at 1.0A
 Unregulated +8V up to 4.3A
 +16V up to 1.0A

Will Power a KIM-1/SYM-1 and one
Additional Board
Such as MEMORY PLUS or VIDEO
PLUS

We offered the first power supply built specifically for the KIM-1 and since May 1977 have delivered over a thousand units. This unit - POWER PLUS - is a simple model. It does not even have an On/Off switch or Pilot Light, but does provide the power for a KIM-1 or SYM-1 with enough to spare for an additional MEMORY PLUS or VIDEO PLUS board. For the small home system, the electronics lab, the class room, etc., where the system is not going to be greatly expanded, this is an ideal unit, and is priced very low.

For more advanced systems or more demanding environments we offer three heavy duty supplies. Each of these comes in an all metal case; includes an On/Off Switch and Pilot Light; may be run on 115V/60Hz or 230V/50Hz AC power; has a grounded three-wire power cord; and has a screw-type terminal strip for each connection.

A special supply is available for the basic AIM 65 system. This is a small, open-frame unit which may be placed inside the standard AIM Enclosure. It provides enough power for the AIM 65 including printer and one additional board.

POWER PLUS™

5 SUPER 5 5/24


All Include the Following Features:

ALL METAL HEAVY DUTY CASE

ON/OFF SWITCH and PILOT LIGHT

115/60Hz or 230/50Hz INPUT

GROUNDING THREE-WIRE
POWER CORD



POWER PLUS 5: +5V at 5A, ±12V at 1A \$75⁰⁰
POWER PLUS SUPER 5: +5V at 10A, ±12V at 1A \$95⁰⁰
POWER PLUS 5/24: +5V at 5A, +24 at 2.5A, ±12V at 1A \$95⁰⁰

POWER A PLUS™

SPECIFICALLY DESIGNED FOR THE AIM 65

Small Enough to Fit Inside the AIM Enclosure

Enough Power for the AIM 65 Fully Loaded


Plus an Additional Board

Works on 115V/60Hz or 230V/50Hz

Provides Regulated +5V at 5A and +24V at 1A

Grounded Three-Wire Power Cord

ON/OFF Switch and Pilot Light



POWER A PLUS: \$50⁰⁰

ENCLOSURES AND CASSETTE RECORDERS

AIM PLUS™

ENCLOSURE

WITH BUILT IN

POWER SUPPLY

SPECIFICATIONS:

INPUT: 110/220 VAC 50/60 Hz

OUTPUT: +5V @ 5A

+24V @ 1A

GROUNDING THREE-WIRE LINE CORD

ON/OFF SWITCH WITH PILOT LIGHT

Enclosure has room for the AIM and one
additional board: MEMORY PLUS or VIDEO PLUS



AIM PLUS: \$100⁰⁰ AIM and AIM PLUS: \$475⁰⁰

ENCLOSURE PLUS™

The Ultimate Enclosure
for the KIM-1


Protects Your KIM-1

Neat, Attractive, Professional

Full Access to the Expansion and
Application Connectors

Enhances the LED Display with a Red Lens

Room for the KIM-1 and One
Additional Board such as
MEMORY PLUS or VIDEO PLUS.



ENCLOSURE PLUS
for KIM: \$30⁰⁰

The SUPERSCOPE[®] C-190 Cassette Tape Recorder by Marantz is a very high quality audio tape recorder which has a number of features which make it particularly well suited to use with microcomputers.

Runs on 110V AC or 6V DC from a power pack or batteries. Has Tone Control and separate Volume Controls for Recording and Playback.

Has VU Meter for recording level, and has three recording modes: Automatic Record Level, Limiter or Manual. Has Tape Speed Control - Adjusts ±20%. This is especially useful when using tapes recorded on other recorders.

Tape Counter - 000 to 999.

Electronics remain ON when recording is being held OFF in Route.

An excellent unit which has been recommended by several of the microcomputer manufacturers.

CASSETTE C-190

SUPERSCOPE C-190
by Marantz

A High Quality Cassette Recorder
with all of the Features Required
for Microcomputer Systems:

VU Meter Displays Recording Level

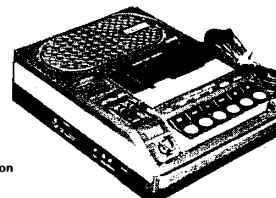
110V AC or 6VDC or Battery Operation

Tape Location Counter

Three Recording Methods

Variable Speed Control: ±20%

Remote Control Leaves Electronics ON



SUPERSCOPE C-190: \$90⁰⁰

SOFTWARE and Other Good Stuff

To make any microcomputer system useful, you need software. The COMPUTERIST has software packages available for three systems. Each of these packages come with full User/Operator Instructions, a Cassette Tape, and, with the exception of MICRO-ADE, a complete set of Source Listings so that you can more fully understand, utilize, and modify the software.

PLEASE™ is a collection of games and demonstrations. It contains a dozen programs such as a 24 Hour Clock, a High/Low number guessing game, "Shooting Stars", a Drunk Test, an Adding Machine, and so forth. PLEASE is written in a "high level language" which permits the user to make simple modifications and create his own demonstrations. It will run on an unexpanded KIM-1, or on a SYM or AIM with 2K RAM. **\$10.00**

MICROCHESS™ is the original chess player for small systems. While it does have some limitations, it does play a reasonably good game of chess. It includes a number of "canned" openings and makes a good tutor for a beginner or a brush-up challenger for the more advanced player. Includes three levels of difficulty. It will run on an unexpanded KIM-1, or on a SYM or AIM with 2K RAM. **\$15.00**

HELP™ Mailing List is a complete package for the maintenance and printing of mailing lists. It includes an Editor for entering and updating the mailing lists; a List Printer which outputs a single tabular format line per entry for analysis and updating; and a Label Printer which outputs to mailing labels. The List and Label functions include the capability of abstracting subsets of the total mailing list and of adding an extra line of information - such as "Subscription Expired" - to a subset of the mailing list. It requires program control of two cassettes and some form of printing terminal. It will run on an unexpanded KIM-1, or on a SYM or AIM with 2K RAM. **\$10.00**

Bits and Bytes

While The COMPUTERIST does not, in general, sell IC's and other small pieces of hardware, there are a few useful devices which we use in large quantity in our own products and which we can offer at good prices to our customers.

2114 Low Power Static RAM (1K by 4 bits)	2 for \$15.00 (1K bytes)
Used to expand SYM, AIM, or VIDEO PLUS	
2102 Low Power Static RAM (1K by 1 bit)	8 for \$10.00 (1K bytes)
Type used in KIM-1 and MEMORY PLUS	
6522 VIA Versatile Interface Adapter	\$7.50
Used in SYM, AIM, MEMORY PLUS and VIDEO PLUS	
Dual 22/44 Pin Connectors - Solder Tail or Solder Eyelet	
Three required for MEMORY PLUS or VIDEO PLUS	\$2.00 each
AIM/SYM/KIM to MEMORY PLUS/VIDEO PLUS CABLE	\$15.00
HELP Relay Package - everything required to control two audio cassette recorders (except the PC board)	\$10.00

HELP™ Information Retrieval is a package for creating and retrieving from a cassette based data base. The Editor portion permits the user to create files with up to six independent Data Fields plus a Flags Field which contains abstract data about the file. The Retrieval portion permits entries to be selected by the contents of any combination of Data Fields and/or by up to six independent tests on the Flags Field. The Flags Field tests include three "equal" tests, one each "not equals", "greater than" and "less than" test. The program is a good demonstration of the power of a small system. It will run on an unexpanded KIM-1, or on a SYM or AIM with 2K RAM. It also requires program control of two cassettes and some form of ASCII terminal. **\$10.00**

MICRO-ADE™ is a complete **Assembler, Disassembler, and Editor** package. The Assembler is a full scale version with six character labels, two-pass capabilities, and makes good use of the cassettes for assembling large programs. The Disassembler converts object code into user readable source code. If a symbol table is available for the code being disassembled, then a complete listing with labels may be obtained. The Editor can be used separately or in conjunction with the Assembler. It features Line Insert/Delete, can Move sections of lines, and uses the Cassettes for automatic control of large files. MICRO-ADE will run on a KIM, SYM or AIM with at least 8K RAM starting at address 2000. A version to run in 4K ROM plus 4K or more of RAM is included on the cassette tape. While MICRO-ADE can work entirely with RAM, it is most powerful when used in conjunction with two cassette recorders under computer control. Some type of ASCII terminal is required. MICRO-ADE comes with complete Operator Instructions and the Source Listing for the I/O portion of the code so that a user can adapt it to his own specific devices. Complete Source Listings may be purchased separately. **\$25.00 each**

Shipping and Handling United States

Total Order	Regular Items	Power Supply or Cassette Recorder
Up to \$15.00	\$1.00	
Up to \$50.00	\$2.00	\$3.00
Over \$50.00	\$3.00	\$5.00

Please provide Street Address for UPS.

Prepaid or COD unless credit has been established.

Mass. Residents add 5% sales tax or provide Tax Exempt Certificate.

Foreign


Add 10% of total, minimum \$3.00

Overpayment in excess of \$5.00 will be refunded.

All items AIR Parcel Post except Power Supplies

which due to their weight must go surface.

All payments must be via International Money Order.



The AIM/SYM/KIM Leader

The First Book of KIM — on a SYM

Programs presented in The First Book of KIM can be modified to run on a SYM. What's more, the techniques presented here will aid in the conversion of other KIM software.

Nicholas Vrtis
5863 Pinetree S.E.
Kentwood, MI 49508

Anyone who purchased "The First Book of KIM" with the expectation of easily modifying the programs to run on their SYM quickly found that the KIM and SYM might be hardware compatible, but the monitors are a lot different. The SYM manual has a list of SYM counterparts to the KIM routines. It also makes the disclaimer that "the routines do not perform identically." This is an over simplification! Some of the SYM routines are really only distant cousins to their KIM counterparts. The routines listed in the SYM manual are not close enough to the KIM routines to be easily substituted for the KIM entry points used in the book.

The first couple of programs I converted the hard way, with lots of relocating and some logic changes. I finally got smart and took the time to write these routines using simple address substitutions. These routines are obviously not identical to the KIM versions they replace, and definitely do not take the same number of execution cycles.

You may have to "tweak" some of the delay loop counters in the programs. Otherwise, replace the KIM addresses with these, fix up the I/O addresses (which I will also discuss later) and about 90% of your conversion is done, at least for the games.

I have not bothered to try any of the cassette programs yet. I have enough problems with the SYM standard routines. There will be some places where you may need to get a little fancy to do the conversion without relocating things. Just remember that if you can perform an equivalent function in fewer bytes you can use NOP's to avoid relocation.

Before I get down to discussing the routines and some notes about writing directly to the displays, I would like to mention that these routines require one hardware modification to the SYM board in order to work properly. The modification is to remove the jumper that enables system RAM write protect, jumper MM-45, just to the left of the crystal.

This is the first modification I made to my SYM, and I have not regretted it at all. If you are leary about permanently disabling something, as I was, you will find that a four position DIP switch does nicely. You will get the added advantage of being able to write protect user RAM. The alternative is to insert a JSR ACCESS at the start of each routine.

The first routine is the one to light the on-board displays, and actually has two

entry points. If you enter at SCAND, the byte indirectly pointed to by POINTL is moved to INH, and then the program falls through to SCANDS. This routine lights the display with the six hex values corresponding to the three bytes POINTH, POINTL, and INH, and then returns.

The SYM "equivalent" standard routines OUTBYT and SCAND are not suitable replacements. OUTBYT takes the bytes in the A register, converts them to two hex digits, and rolls them into the display from the right. Repeated calls to OUTBYT cause the characters to march from right to left across the display.

SCAND, on the other hand, lights the display with six hex digits as we want, but it assumes that the segment codes are already in the display buffer. This is further complicated by the fact that the display buffer is at \$A640, which is a two byte address instead of the single byte used by the KIM.

What I did was to pick up the data from the KIM addresses, convert it into segment codes by using each nibble as an index into the SYM segment code table, and store all six bytes of segment code in the display buffer before calling the SYM SCAND routine to light the display. Fortunately, the KIM addresses do not

conflict with important SYM addresses. Specifically, \$FA and \$FB are used by SYM as the pointer to RAM for the EXECUTE command, and \$F9 is used as a work area for the terminal I/O routines.

The SYM subroutine GETKEY superficially resembles the KIM routine of the same name. The SYM does a lot more for you, since it lights the display and waits for the key to be pressed. It also debounces the keyboard, and converts the key code to ASCII. The KIM routine, on the other hand, reads the keyboard and returns with a binary number corresponding to the key pressed. It does not wait to debounce the keyboard, nor does it light the display. This makes it easier to program the keyboard independently of the display. It is also more work, by the way.

The SYM routine LRNKEY is a closer approximation to the routine we want. It scans the keyboard once, converts the key code to ASCII, and returns. Conveniently, the value in the X register is the index that was used to get the ASCII equivalent of the key pressed. This table starts with the code for ZERO, so the value in X is neatly set 0 through F for those keys, and all we need to do is transfer it to the A register.

The SYM has more keys than the KIM, so these are set to the KIM value for "no key" on the assumption that the KIM routines wouldn't know what to do with them anyway. For the remaining keys we just use a translate table that is somewhat arbitrary since the keys are not labeled identically. See the program listing for which keys are translated to what, and note that the SYM shift key is made equivalent to the KIM "no key" value.

The KIM routine KEYIN has a very close equivalent in the SYM entry KEYQ. The main difference between them is which way the zero flag gets set if a key is down. The KIM returns a zero condition if a key is down, and the SYM returns as not zero. All this routine does is load a \$FF or \$00 into the X register to reverse the SYM zero flag setting.

The reason the X register is loaded with \$FF for a "no key" is that LRNKEY in the SYM monitor does an INX immediately before returning if entered without a key down. With X set to \$FF upon entry, this will result in a zero condition from the LRNKEY routine. Since none of the ASCII codes are zero, we can set the appropriate key value in the GETKEY routine. This way a JSR KEYIN followed by a JSR GETKEY will be consistent with the KIM routines.

```

0010:
0020:          SYM-1 VERSIONS OF VARIOUS KIM ROUTINES
0030:          BY: NICK VRTIS - LSI/CCSD      04/12/79
0040:          MODIFIED BY MICRO STAFF      06/06/79
0050:
0060:          THE PURPOSE OF THESE ROUTINES IS TO PROVIDE A CERTAIN
0070:          AMOUNT OF SOFTWARE COMPATIBILITY BETWEEN THE SYM AND
0080:          KIM MONITORS. THIS WILL MAKE IT EASIER TO CONVERT
0090:          PROGRAMS WRITTEN FOR THE KIM TO RUN ON THE SYM.
0100:
0110:          TIME DEPENDENT CODE IS NOT SIMULATED
0120:
0130:          NO ATTEMPT IS MADE TO DUPLICATE THE KIM MONITOR,
0140:          ENTRY POINT FOR ENTRY POINT. RATHER, THESE ARE
0150:          THE MAIN ROUTINES AS USED IN 'THE FIRST BOOK OF
0160:          KIM'.

0170:
0180: 0170          TRANSO *      $0137  TRANSLATE TABLE LESS OFFSET $11
0190: 0170          PZSCR *      $00FC  PAGE ZERO SCRATCH LOCATION
0200: 0170          POINTH *     $00FB  EXECUTE RAM POINTER HIGH
0210: 0170          POINTL *     $00FA  EXECUTE RAM POINTER LOW
0220: 0170          INH *        $00F9  TERMINAL CHARACTER INPUT
0230: 0170          SYMPAD *     $A400  OUTPUT PORT A ON 6532
0240: 0170          SYMPBD *     $A402  OUTPUT PORT B ON 6532
0250: 0170          SYMDIS *     $A640  DISPLAY BUFFER
0260: 0170          SYMSCA *     $8906  LED OUTPUT DISPLAY BUFFER
0270: 0170          SYMKEY *     $8923  CHECK FOR ANY KEY DOWN
0280: 0170          SYMLRN *     $892C  DETERMINE KEY PRESSED
0290: 0170          SYMSEG *     $8C29  LED SEGMENT CODES
0300:
0310: 0100          ORG $0100  OUT OF THE WAY ON STACK PAGE
0320:

0330:          *****
0340:          * SYM-1 VERSION OF KIM SCAND & SCANDS ROUTINES
0350:          *****
0360:
0370: 0100 A0 00          SCAND LDYIM $0000  ENTER HERE TO GET BYTE
0380: 0102 B1 FA          LDAIY POINTL  ADDRESSED BY POINTL
0390: 0104 85 F9          STA INH    AND MOVE IT TO INH AREA
0400:
0410: 0106 A0 00          SCANDS LDYIM $0000  ENTER HERE IF INH ALREADY STORED
0420: 0108 A5 FB          LDA POINTH  POINTH FIRST TO DISPLAY BUFFER
0430: 010A 20 1A 01       JSR SPLITP
0440: 010D A5 FA          LDA POINTL  THEN DO POINTL
0450: 010F 20 1A 01       JSR SPLITP
0460: 0112 A5 F9          LDA INH    LAST BUT NOT LEAST DO INH
0470: 0114 20 1A 01       JSR SPLITP
0480: 0117 4C 06 89       JMP SYMSCA  SET SYM MONITOR LIGHT & RETURN
0490:
0500: 011A 48          SPLITP PHA          SAVE ORIGINAL
0510: 011B 4A          LSRA             ON STACK FOR LATER
0520: 011C 4A          LSRA             SHIFT HI HALF TO LO HALF
0530: 011D 4A          LSRA
0540: 011E 4A          LSRA             WHICH IS 4 BITS DOWN
0550: 011F AA          TAX             PUT INTO X AS AN INDEX
0560: 0120 BD 29 8C       LDAX SYMSEG     GET APPROPRIATE SEGMENT CODE
0570: 0123 99 40 A6       STAY SYMDIS    AND PUT INTO DISPLAY BUFFER
0580: 0126 C8          INY            BUMP 'Y' FOR NEXT BYTE
0590: 0127 68          PLA           NOW GET ORIGINAL VALUE BACK
0600: 0128 29 0F         ANDIM $000F    KEEP ONLY LOW ORDER 4 BITS
0610: 012A AA          TAX             AND REPEAT SEGMENT PROCESS
0620: 012B BD 29 8C       LDAX SYMSEG
0630: 012E 99 40 A6       STAY SYMDIS
0640: 0131 C8          INY            INCLUDING BUMP FOR NEXT BYTE
0650: 0132 60          RTS            AND RETURN

```

Writing to the displays is, again, a little more difficult than changing a set of addresses. It is also something that gets spread through the program, so I can't write a nice software solution as I did for the other routines. Fortunately, you can usually perform the same functions on the SYM as on the KIM in either the same or a smaller number of bytes. Less is as good as the same, since one can always add NOP's to pad it out.

The first problem is to set the data direction registers on the I/O ports to output to the displays. The normal code to look for in the KIM programs would be the following:

```
LDAIM $7F
STA $1741
```

On the SYM we need to set the two direction registers at \$A401 and \$A403. In order to do this in the same number of bytes we can make use of the SYM monitor CONFIG routine as follows:

```
LDAIM $09
JSR $89A5
```

This routine sets both I/O ports to output, and additionally stores zero in both I/O registers.

Individual digit selection is also different between the two systems, but both use a multiplex concept. This means that one I/O register determines which segments get lighted, and one register determines which digit is selected. The KIM hardware selects the leftmost digit with a 9 stored into location \$1742. This is incremented by two for each digit to the right.

The SYM starts with a value of zero to location \$A402. This needs to be increased by one for each digit to the right. You may be in for a little extra for those routines that increment and then check to see if they are done. Storing a 6 to location \$A402 enables the onboard beeper, so if your routine suddenly starts beeping at you, don't be surprised. Tell everybody how great your sound effects are.

The actual segment codes are written to location \$1740 on the KIM and \$A400 on the SYM. These two addresses are one-for-one replacements. In order to convert routines that use these ports, change the address of the store instructions to the display, and find the place where the digit selector is bumped twice to get to the next digit, then simply NOP the second bump.

One final note about the timers. The KIM timer returns zero to a read before the clock has timed out, whereas the SYM returns the current clock count. This means that, in addition to changing the addresses, you will also have to change the branch after the check for clock expiration.

```
0660:
0670: *****
0680: * SYM-1 VERSION OF KIM GETKEY SUBROUTINE
0690: *****
0700:
0710: 0133 20 2C 89 GETKEY JSR SYMLRN GET SYM VERSION OF THE KEY
0720:
0730: 0136 D0 03 BNE KEYDWN BRANCH IF ANY KEY IS DOWN
0740: 0138 A9 15 GKNONE LDAIM $0015 ELSE SET TO KIM NO KEY DOWN
0750: 013A 60 RTS AND RETURN
0760: 013B 8A KEYDWN TXA X HOLDS INDEX INTO ASCII TABLE
0770: 013C C9 11 CMPIM $0011 NEED TO FUDGE KEY VALUE?
0780: 013E 90 07 BCC GKRTS 00-OF IS OK 10=AD(KIM)=CR(SYM)
0790: 0140 C9 16 CMPIM $0016 CHECK FOR OUT OF KIM RANGE
0800: 0142 B0 F4 BCS GKNONE AND TREAT AS A NO KEY
0810: 0144 BD 37 01 LDAX TRANSO ELSE TRANSLATE THROUGH TABLE
0820: 0147 60 GKRTS RTS AND RETURN
0830:
0840: 0148 12 TRANST = $12 '+'(KIM)='-/'(SYM)
0850: 0149 11 = $11 'DA'(KIM)='><'(SYM)
0860: 014A 15 = $15 SHIFT(SYM)=NO KEY (KIM)
0870: 014B 13 = $13 'G'(KIM)='GO/LP'(SYM)
0880: 014C 14 = $14 'PC'(KIM)='REG/SP'(SYM)


0890:
0900: *****
0910: * SYM-1 VERSION OF KIM KEYIN SUBROUTINE
0920: *****
0930:
0940: 014D 20 23 89 KEYIN JSR SYMKEY GET KEYBOARD STATUS
0950: 0150 D0 03 BNE KEYIN2 REVERSE ZERO FLAG
0960: 0152 A2 FF LDXIM $00FF KIM NOT ZERO - NO KEY - FF FOR LRNKEY
0970: 0154 60 RTS
0980: 0155 A2 00 KEYIN2 LDXIM $0000 AND IS ZERO IF KEY IS DOWN
0990: 0157 60 RTS
1000:

1010: *****
1020: * SYM-1 VERSION OF KIM CONVD ROUTINES $1F48 & $1F4E
1030: *****
1040:
1050: 0158 84 FC CONVD STY PZSCR SAVE Y IN SCRATCH AREA
1060: 015A A8 TAY MOVE NIBBLE OF A TO INDEX REGISTER
1070: 015B B9 29 8C LDAY SYMSEG GET HEX SEGMENT CODES FROM TABLE
1080: 015E 8E 02 A4 DISPCH STX SYMPBD SELECT THE DIGIT
1090: 0161 8D 00 A4 STA SYMPAD OUTPUT THE SEGMENT CODES
1100: 0164 A0 10 LDYIM $0010 KEEP IT LIT FOR A WHILE
1110: 0166 88 LIGHT DEY
1120: 0167 D0 FD BNE LIGHT

1130: 0169 8C 00 A4 STY SYMPAD TURN ALL SEGMENTS OFF FOR NEXT ONE
1140: 016C E8 INX BUMP X TO NEXT DIGIT
1150: 016D A4 FC LDY PZSCR RESTORE THE Y REGISTER
1160: 016F 60 RTS AND RETURN
ID=
```

-T

```
SYMBOL TABLE 2000 2096
CONVD 0158 DISPCH 015E GETKEY 0133 GKNONE 0138
GKRTS 0147 INH 00F9 KEYDWN 013B KEYIN 014D
KEYINR 0155 LIGHT 0166 POINTL 00FB
PZSCR 00FC SCAND 0100 SCANDS 0106 SPLITP 011A
SYMDIS A640 SYMKEY 8923 SYMLRN 892C SYMPAD A400
SYMPBD A402 SYMSCA 8906 SYMSEG 8C29 TRANSO 0137
TRANST 0148
```



BOX 120
ALLAMUCHY, N.J. 07820
201-362-6574

HUDSON DIGITAL ELECTRONICS INC.

JUST THINK OF IT!

YOUR KIM-1 — No longer limited to those long cassette saves and loads.

YOUR KIM-1 — Backed up by 8K static ram so conservatively designed, well manufactured and thoroughly tested, HDE includes a no-nonsense, unconditional, 6 months parts and labor warranty. (Excluding misuse).

YOUR KIM-1 — Transformed into one of the most powerful 6502 development systems available today.

HDE, INC. supports the KIM-1 with 8" and 5" single and dual drive disk systems, prototyping cards, card racks, desk top cabinets, motherboards, and the finest memory board available, anywhere, at any price.

AND THIS IS JUST FOR STARTERS . . .

Consider: A fast, 2 pass assembler; a complete line oriented editor; a comprehensive text output processing system; an efficient dynamic debugging tool; and, a memory diagnostic package so thorough it's the basis of our memory warranty.

Plus, after the sale support that you've known you deserve, but just couldn't seem to get — until now.

And, HDE products are KIM-1, KIM-4 compatible. All boards include an oversized 5 volt regulator and address selection switches, in a state-of-the-art 4.5" X 6.5" format, designed, manufactured, and tested for commercial/industrial application.

HDE products — built to be used with confidence.

AVAILABLE FROM THESE FINE DEALERS:

JOHNSON COMPUTER Box 523 Medina, Ohio 44256 216-725-4560	PLAINSMAN MICROSYSTEMS Box 1712 Auburn, Ala. 36830 800-633-8724	ARESCO P.O. Box 43 Audubon, Pa. 19407 215-631-9052	LONG ISLAND COMPUTER GENERAL STORE 103 Atlantic Avenue Lynbrook, N.Y. 11563 516-887-1500	LONE STAR ELECTRONICS Box 488 Manhaca, Texas 78652 512-282-3570
-------------------------------------------------------------------	--------------------------------------------------------------------------	-------------------------------------------------------------	------------------------------------------------------------------------------------------------------	--------------------------------------------------------------------------

AMPERSORT

A fast, machine language sort utility for the APPLE II that handles integer, floating point and character records. Because it is callable from BASIC, this sort routine is a worthwhile addition to any software library.

Alan G. Hill
12092 Deerhorn Drive
Cincinnati, OH 45240

A sort utility is usually one of the first programs needed for records management application programs. If the utility is written in BASIC and runs under an interpreter, one quickly discovers that the sort is painfully slow on a micro. The sort program presented here, written in machine language for the APPLE II with AppleSoft ROM, will certainly remedy that problem. While no speed records will be set, it will run circles around BASIC, sorting 900 integer, 700 floating point, or 300 30-character records in about 60 seconds.

Speed is not the only beauty of AMPERSORT. As its name implies, the BASIC-to-machine language interface utilizes the powerful, but not-widely-known, feature of AppleSoft — the Ampersand. What is the Ampersand and why is it so useful? Consider the following example of how a BASIC program passes sort parameters to AMPERSORT:

```
100 &SRT#(AB$,0,10,7,10,A,1,5,D)
```

This statement, when embedded in a BASIC program or entered as an immediate command, will command AMPERSORT to sort AB\$(0) through AB\$(10) in ascending order based on the 7th to 10th characters and in descending order for the 1st through 5th characters. Of course, POKEs could be used to pass parameters from other 6502 BASICs, but there's something more professionally pleasing about the Ampersand interface.

There is no user documentation from APPLE on the Ampersand feature. I first read of the feature in the October 1978 issue of *CALL APPLE*. When the AppleSoft interpreter encounters an ampersand (&) character at the beginning of a BASIC statement, it does a JSR \$3F5. If the user has placed a JMP instruction there, a link is made to the user's machine language routine. APPLE has thoughtfully provided some ampersand handling routines described in the November and December issues of *CALL APPLE*. The routines enable your machine language routine to examine and convert the characters or expressions following the ampersand. The routines used in AMPERSORT are:

CHRGET (\$00B1)

This routine will return, in the accumulator, the next character in the statement.

The first character is in the accumulator when the JSR \$3F5 occurs. The zero flag is set if the character is an end-of-line token (00) or statement terminator (\$3A). The carry flag is set if the character is non-numeric, and cleared if it is numeric. The character pointer at \$B8 and \$B9 is advanced automatically so that the next JSR \$B1 will return the next character. A JSR \$B7 will return a character without advancing the pointer.

FRMNUM (\$DD67)

This routine evaluates an expression of variables and constants in the ampersand statement from the current pointer to the next comma. The result is placed in the floating point accumulator.

GETADR (\$E752)

This routine will convert the floating point accumulator to a two-byte integer and place it in \$50 and \$51. FRMNUM and GETADR are used by AMPERSORT to retrieve the sort parameters and convert each to an integer.

GETBYT (\$E6F8)

This routine will retrieve the next expression and return it as a one-byte integer in the X-register.

It is the user's responsibility to leave the \$B8 and \$B9 pointer at the terminator.

Parameters are passed to AMPERSORT in the following form:

```
100 &SRT#(AB$,B,E,7,10,A,1,5,D)
```

where:

AB\$ is the variable name of the string array to be sorted. The general form is XX\$ for string arrays, XX% for integer arrays, and XX for floating point arrays.

B is a variable, constant or expression containing the value of the subscript element where the sort is to begin, e.g. AB\$(B).

E is a variable or constant or expression containing the value of the subscript element where the sort is to end, e.g. AB\$(E). B and

E are useful when the AB\$ array is partially filled or has been sectioned into logically separate blocks that need to be sorted independently.

7 is a variable, constant or expression specifying the beginning position of the major sort field.

10 is a variable, constant or expression specifying the ending position of the major sort field.

A is a character specifying that the major sort field is to be sorted in ascending order.

1 is a variable, constant or expression specifying the beginning position of the first minor sort field.

5 is a variable, constant or expression specifying the ending position of the first minor sort field.

D is a character specifying that the first minor sort field is to be sorted in descending order.

The &SRT command will sort character, integer or floating point arrays and can be used in either the immediate or deferred execution mode similar to other AppleSoft BASIC commands. Of course, the named array must have been previously dimensioned and initialized in either case.

A. Character Arrays

1. Equal or unequal element lengths
2. Some or all elements
3. Ascending or descending order
4. A major sort field and up to 4 minor sort fields

Examples:

```
10 DIM NA$(500)
```

```
100 &SRT#(NA$,0,500,1,5,A)
```

```
200 &SRT#(NA$,0,500,1,5,A,6,10,  
D,11,11,A)
```

```
299 F% = 0: L = 10
```

```
300 &SRT = (NA$,F%,L,10,15,D)
```

Line 100 sorts on positions 1 through 5 in ascending order for all 501 elements of NA\$(500).

Line 200 is the same as Line 100 except that minor sort fields are specified. The sort sequence on positions 1-5 is in ascending order, positions 6-10 are in descending order, and position 11 is ascending order.

Line 299 and 300 sort on positions 10-15 in descending order for NA\$(0) through NA\$(10).

AMPER-SORT Demo

- B. Integer and Floating Point Arrays
1. Some or all elements
 2. Ascending order only. (Step through the array backwards if needed in descending order.)

Examples:

```
10 DIM AB%(100),FP(100)
```

```
100 &SRT#(AB%,0,100)
```

```
299 S=50:E=100
```

```
300 &SRT#(AB%,S,E)
```

```
399 X=49
```

```
400 &SRT#(FP,0,X)
```

Line 100 sorts all 101 elements of AB%(100) in ascending order. Lines 299 and 300 sort from AB%(50) through AB%(100), while lines 399 and 400 sort from FP(0) through FP(49).

Limited editing has been included in the parameter processing code. Therefore, one must be careful to observe such rules as:

1. $0 \leq B < E \leq$ maximum number of AB\$ elements.
2. AB\$ must be a scalar array. e.g. AB\$(10), not AB\$(20,40).
3. The sort array name must be less than 16 characters only the first two count, and they must be unique.
4. The maximum number of sort fields is 5.
5. The beginning sort field position must not be greater than the ending sort field position.

Options:

1. Constants, variables, or expressions may be used for subscript bounds and sort positions.
2. The &SRT command may be used in immediate or deferred execution mode.

Some editing checks are made. You will notice this when you get a "?SYNTAX ERROR IN LINE XXX" error message. You will also get a "VARIABLE XXX NOT FOUND" message if the routine cannot find the AB\$ variable name in variable space.

The AMPER-SORT program is listed in its entirety. A BASIC demo program is also shown. Anyone desiring a cassette tape containing the latest version of the object code assembled at \$5200, a copy assembled at \$9200, and the source program text in the Microproducts APPLE II Assembler format may receive these by sending the author \$5.00 at the above address.

```
1000 GOTO 10000
1050 REM CHARACTER SORT
1060 CH$ = "ABCDWXYZ":L = LEN (CH$) - 1
1070 NZ = 8
1080 DIM AB$(NZ)
1090 FOR I = 0 TO NZ
1100 C$ = MID$(CH$, INT ( RND (1) * L) + 1,1)
1110 B$ = MID$(CH$, INT ( RND (1) * L) + 1,1)
1120 FOR J = 1 TO 3
1130 C$ = C$ + C$:B$ = B$ + B$
1140 NEXT J
1150 AB$(I) = B$ + C$
1160 NEXT I
1170 GOSUB 1240
1180 REM SORT HALF ASCENDING
1190 REM SORT HALF DESCENDING
1200 & SRT#(AB$,0,NZ,1,8,A,9,16,D)
1210 GOSUB 1260
1220 GOTO 11000
1230 REM PRINT ROUTINE
1240 PRINT " BEFORE"
1250 GOTO 1270
1260 PRINT " AFTER": PRINT "ASCEND DESCEND"
1270 FOR I = 0 TO NZ
1280 PRINT AB$(I): NEXT I: RETURN
2000 REM INTEGER SORT
2010 NZ = 8
2020 DIM INZ(NZ)
2030 FOR I = 0 TO NZ
2040 INZ(I) = 7500 - INT ( RND (1) * 15000 )
2050 NEXT I
2060 GOSUB 2120
2070 REM SORT
2080 & SRT#(INZ,0,NZ)
2090 GOSUB 2130
2100 GOTO 11000
2110 REM PRINT ROUTINE
2120 HTAB 10: PRINT "BEFORE": GOTO 2140
2130 HTAB 10: PRINT "AFTER"
2140 FOR I = 0 TO NZ
2150 PRINT INZ(I): NEXT I: RETURN
3000 REM FLOATING POINT
3010 TZ = 8
3020 DIM FP(TZ)
3030 FOR I = 0 TO 8
3040 FP(I) = 1000 * RND (1) * SIN ( I * 7.16 )
3050 NEXT I
3060 GOSUB 3120
3070 REM SORT
3080 & SRT#(FP,0,TZ)
3090 GOSUB 3130
3100 GOTO 11000
3110 REM PRINT ROUTINE
3120 HTAB 10: PRINT "BEFORE": GOTO 3140
3130 HTAB 10: PRINT "AFTER"
3140 FOR I = 0 TO TZ
3150 PRINT FP(I): NEXT I: RETURN
```

```

0010 : *****
0020 : *   AMPER-SORT   *
0030 : *       BY       *
0040 : *   ALAN G. HILL *
0050 : *   APRIL, 1979  *
0060 : * COMMERCIAL RIGHTS *
0070 : *   RESERVED     *
0080 : *****
0090 NAPT .DL 00D0
0100 NMS1 .PL 00D4
0110 ASII .DL 00D6
0120 CSII .DL 00D8
0130 ASI2 .DL 00DA
0140 CSI2 .DL 00DC
0150 IIII .DL 00DE
0160 NNNN .DL 00E0
0170 FSTR .DL 00E2
0180 FLEN .DL 00E7
0190 DISP .DL 00EC
0200 JJJJ .DL 00ED
0210 LENI .DL 00EF
0220 LENJ .DL 00F0
0230 TYPE .DL 00F1
0240 ZZ50 .DL 0050
0250 ZZ6B .DL 006B
0260 CHRG .DL 00B1
0270 GETB .DL E6F8
0280 SNER .DL DEC9
0290 FRNM .DL DD67
0300 GETA .DL E752
0310 MPLY .DL FB63
0320 COUT .DL FBED
0330      .OR 5200
0340 :
0350 : PROCESS 'A'
5200- 48      0360 SORT PHA
5201- 20 DE 54 0370      JSR SVZP
5204- 68      0380      PLA
5205- A2 00    0390      LDX 00
5207- DD 24 55 0400 SR01 CMP SRTS,X
520A- D0 46    0410      BNE ERRX
520C- 20 B1 00 0420      JSR CHRG
520F- E8      0430      INX
5210- E0 05    0440      CPX 05
5212- D0 F3    0450      BNE SR01
5214- A2 00    0460      LDX 00
5216- F0 03    0470      BEQ UNAM
5218- 20 B1 00 0480 SR04 JSR CHRG
521B- C9 2C    0490 UNAM CMP ','
521D- F0 0A    0500      BEQ SR05
521F- 9D 6A 55 0510      STA NAME,X
5222- E8      0520      INX
5223- E0 10    0530      CPX 10
5225- D0 F1    0540      BNE SR04
5227- F0 29    0550      BEQ ERRX
5229- CA      0560 SR05 DEX
522A- BD 6A 55 0570      LDA NAME,X
522D- C9 24    0580      CMP '$'
522F- F0 24    0590      BEQ CHAR
5231- C9 25    0600      CMP 'X'
5233- D0 15    0610      BNE FP00
          0620 :
          0630 : INTEGER SORT
5235- A2 01    0640 INTE LDX 01
5237- A9 80    0650 INT1 LDA 80
5239- 1D 6A 55 0660      ORA NAME,X
523C- 9D 6A 55 0670      STA NAME,X
523F- CA      0680      DEX
5240- 10 F5    0690      BPL INT1
5242- A9 02    0700      LDA 02
5244- 85 EC    0710      STA *DISP
5246- A9 01    0720      LLA 01
5248- D0 19    0730      BNE SR06
          0740 :

```

ENTER WITH FIRST CHAR
SAVE A WORK AREA IN ZERO PAGE

EDIT FOR 'SRT#'
SIGNAL 'SYNTAX ERROR'
GET NEXT CHARACTER

OK SO FAR
GET ANOTHER CHARACTER
LOOP TO GET ARRAY NAME

SAVE NAME
16 CHARACTERS IS LONG
ENOUGH FOR A NAME
SIGNAL ERROR

WHAT TYPE
CHARACTER
FLOATING POINT

INTEGER
NEG. ASCII

INITIALIZE DISPLACEMENT

```

0750 : F.P. SORT
524A- A9 05 0760 FP00 LDA 05
524C- 85 EC 0770 STA *DISP
524E- A9 02 0780 LDA 02
5250- D0 11 0790 BNE SR06
0800 :
5252- 4C A5 52 0810 ERRX JMP ERRO
0820 :
0830 : CHARACTER SORT
5255- A9 80 0840 CHAR LDA 80
5257- 0D 68 55 0850 ORA NAME+01 NEG. ASCII
525A- 8D 68 55 0860 STA NAME+01
525D- A9 03 0870 LDA 03
525F- 85 EC 0880 STA *DISP
5261- A9 00 0890 LDA 00
0900 :
0910 : ** SET UP SORT LIMITS **
5263- 85 F1 0920 SR06 STA *TYPE O=CH 1=INT 2=FP
5265- 20 B1 00 0930 JSR CHRQ NOW GET SUBSCRIPTS
5268- 20 67 DD 0940 JSR FRNM AND PUT IN F.P. ACC.
526R- 20 52 E7 0950 JSR GETA CONVERT TO INTEGER
526E- A5 50 0960 LDA *ZZ50
5270- 85 DE 0970 STA *IIII FIRST SUBSCRIPT
5272- A5 51 0980 LDA *ZZ50+01
5274- 85 DF 0990 STA *IIII+01
5276- 20 B1 00 1000 JSR CHRQ
5279- 20 67 DD 1010 JSR FRNM
527C- 20 52 E7 1020 JSR GETA
527F- A5 50 1030 LDA *ZZ50
5281- 85 D4 1040 STA *NMS1 LAST SUBSCRIPT INTO N-1
5283- 18 1050 CLC
5284- 69 01 1060 ADC 01
5286- 85 E0 1070 STA *NNNN N
5288- A5 51 1080 LDA *ZZ50+01
528A- 85 D5 1090 STA *NMS1+01
528C- 69 00 1100 ADC 00
528E- 85 E1 1110 STA *NNNN+01
5290- A5 F1 1120 LDA *TYPE
5292- D0 59 1130 BNE TERM BRANCH NOT CHARACTER SORT
5294- F0 15 1140 BEQ SR16
1150 :
1160 : *** ERROR ***
5296- A2 00 1170 ERR3 LDX 00
5298- 8D 29 55 1180 SR11 LDA MSG1,X ARRAY VARIABLE NAME
529B- 09 80 1190 ORA 80 NOT FOUND
529D- 20 ED FD 1200 JSR COUT NOTIFY USER
52A0- E8 1210 INX
52A1- E0 17 1220 CPX 17
52A3- D0 F3 1230 BNE SR11
52A5- 20 01 55 1240 ERRO JSR RSZP RESTORE ZERO PAGE AND
52A8- 4C C9 DE 1250 JMP SNER SIGNAL SYNTAX ERROR
1260 :
1270 : ** GET SORT FIELDS **
52AB- A0 00 1280 SR16 LDY 00
52AD- 8C 81 55 1290 STY SAVY
52B0- 20 B1 00 1300 SR17 JSR CHRQ GET NEXT CHARACTER
52B3- 20 F8 E6 1310 JSR GETB
52B6- CA 1320 DEX
52B7- AC 81 55 1330 LDY SAVY
52BA- 96 E2 1340 STX *FSTR,Y START COLUMN -1
52BC- 20 B1 00 1350 JSR CHRQ
52BF- 20 F8 E6 1360 JSR GETB
52C2- AC 81 55 1370 LDY SAVY
52C5- 96 E7 1380 STX *FLEN,Y END COLUMN
52C7- 20 B1 00 1390 JSR CHRQ
52CA- 90 D9 1400 BCC ERRO SHOULD BE 'A' OR 'D'
52CC- C9 44 1410 CMP 'D'
52CE- F0 04 1420 BEQ SR07 DESCENDING
52D0- A9 FF 1430 LDA 0FF ASCENDING
52D2- 30 02 1440 BMI SR09
52D4- A9 00 1450 SR07 LDA 00
52D6- 99 7A 55 1460 SR09 STA UPDN,Y SAVE SEQUENCE
52D9- C8 1470 INY

```

```

52DA- 8C 81 55 1480 STY SAVY
52DD- 20 B1 00 1490 JSR CHRQ
52E0- C9 29 1500 CMP ' )
52E2- F0 06 1510 BEQ LAST
52E4- C9 2C 1520 CMP ' ,
52E6- F0 C8 1530 BEQ SR17 LOOP FOR NEXT SORT FIELD PARMS
52E8- D0 BB 1540 BNE ERRO
52EA- 8C 80 55 1550 LAST STY PRSN NO. OF SORT FIELDS
52ED- 20 B1 00 1560 TERM JSR CHRQ MUST BE TERMINATOR
52F0- D0 B3 1570 BNE ERRO IT WASN'T
1580 :
1590 : SEARCH SORT ARRAY NAME
52F2- A0 00 1600 MC20 LDY 00
52F4- B1 6B 1610 LDA (ZZ6B),Y
52F6- CD 6A 55 1620 CMP NAME
52F9- D0 08 1630 BNE MC22
52FB- C8 1640 INY FOUND FIRST CHARACTER
52FC- B1 6B 1650 LDA (ZZ6B),Y
52FE- CD 6B 55 1660 CMP NAME+01
5301- F0 2B 1670 BEQ SETN FOUND BOTH
5303- 18 1680 MC22 CLC KEEP LOOKING
5304- A0 02 1690 LDY 02
5306- B1 6B 1700 LDA (ZZ6B),Y
5308- 65 6B 1710 ADC *ZZ6B
530A- 48 1720 PHA
530B- C8 1730 INY
530C- B1 6B 1740 LDA (ZZ6B),Y
530E- 65 6C 1750 ADC *ZZ6B+01
5310- 85 6C 1760 STA *ZZ6B+01
5312- 68 1770 PLA
5313- 85 6B 1780 STA *ZZ6B
5315- C5 6D 1790 CMP $6D
5317- A5 6C 1800 LDA *ZZ6B+01
5319- E5 6E 1810 SBC $6E
531B- B0 03 1820 BCS SR27 NO LUCK. OUT OF BOUNDS
531D- 4C F2 52 1830 JMP MC20

1840 :
1850 : ** NAME NOT FOUND **
5320- A2 02 1860 SR27 LDX 02
5322- BD 6A 55 1870 SR28 LDA NAME,X
5325- 9D 33 55 1880 STA VARI,X PUT NAME IN BUFFER
5328- CA 1890 DEX
5329- 10 F7 1900 BPL SR28
532B- 4C 96 52 1910 JMP ERR3 SEND A MESSAGE

1920 :
1930 : * INITIALIZE ARRAY POINTER *
532E- 18 1940 SETN CLC FOUND VARIABLE NAME OF
532F- A5 6B 1950 LDA *ZZ6B ARRAY TO BE SORTED.
5331- 69 07 1960 ADC 07 COMPUTE ADDRESS OF
5333- 85 52 1970 STA $52 STRING LENGTH BYTE.
5335- A5 6C 1980 LDA *ZZ6B+01
5337- 69 00 1990 ADC 00
5339- 85 53 2000 STA $53
533B- A5 DE 2010 LDA *IIII (6B.6C)+7+DISP*IIII
533D- 85 50 2020 STA *ZZ50
533F- A5 DF 2030 LDA *IIII+01
5341- 85 51 2040 STA *ZZ50+01
5343- A5 EC 2050 LDA *DISP
5345- 85 54 2060 STA $54
5347- A9 00 2070 LDA 00
5349- 85 55 2080 STA $55
534B- 20 63 FB 2090 JSR MPLY ROM MULTIPLY ROUTINE
534E- A5 50 2100 LDA *ZZ50
5350- 85 D6 2110 STA *ASII SAVE ADDRESS FOR MUCH USE
5352- A5 51 2120 LDA *ZZ50+01
5354- 85 D7 2130 STA *ASII+01
5356- 4C 66 53 2140 JMP SR22

```

```

2150 :
2160 : **** BEGIN SORT ****
2170 :
2180 : ** FOR I=II TO N-1 LOOP **
5359- 18 2190 CONI CLC
535A- A5 D6 2200 LDA *ASII
535C- 65 EC 2210 ADC *DISP NEXT I ADDRESS
535E- 85 D6 2220 STA *ASII
5360- A5 D7 2230 LDA *ASII+01
5362- 69 00 2240 ADC 00
5364- 85 D7 2250 STA *ASII+01
5366- A0 01 2260 SR22 LDY 01
5368- B1 D6 2270 LDA (ASII),Y GET ADDRESS OF THE
536A- 85 D8 2280 STA *CSII CHARACTER STRING
536C- C8 2290 INY
536D- B1 D6 2300 LDA (ASII),Y
536F- 85 D9 2310 STA *CSII+01
5371- 18 2320 CLC
5372- A5 D6 2330 LDA *ASII ALSO NEED ADDRESS OF
5374- 65 EC 2340 ADC *DISP ADJACENT ELEMENT FOR
5376- 85 DA 2350 STA *ASII2 BUBBLE SORT COMPARISON
5378- A5 D7 2360 LDA *ASII+01
537A- 69 00 2370 ADC 00
537C- 85 DB 2380 STA *ASII2+01
537E- 18 2390 CLC
537F- A5 DE 2400 LDA *IIII
5381- 69 01 2410 ADC 01
5383- 85 ED 2420 STA *JJJJ J=I+1
5385- A5 DF 2430 LDA *IIII+01
5387- 69 00 2440 ADC 00
5389- 85 EE 2450 STA *JJJJ+01
538B- 4C 9B 53 2460 JMP SR24
2470 :
2480 : ** FOR J=I+1 TO N LOOP **
538E- 18 2490 CONJ CLC
538F- A5 DA 2500 LDA *ASII2
5391- 65 EC 2510 ADC *DISP INCREMENT AB$(J) ADDRESS
5393- 85 DA 2520 STA *ASII2
5395- A5 DB 2530 LDA *ASII2+01
5397- 69 00 2540 ADC 00
5399- 85 DB 2550 STA *ASII2+01
539B- A0 01 2560 SR24 LDY 01
539D- B1 DA 2570 LDA (ASII2),Y
539F- 85 DC 2580 STA *CSII2 GET NEW STRING ADDRESS
53A1- C8 2590 INY
53A2- B1 DA 2600 LDA (ASII2),Y
53A4- 85 DD 2610 STA *CSII2+01
53A6- A5 F1 2620 LDA *TYPE
53A8- F0 03 2630 BEQ CHST CHARACTER SORT
53AA- 4C 2F 54 2640 JMP NCHH
2650 :
2660 : ** CHARACTER SORT **
53AD- A0 00 2670 CHST LDY 00
53AF- B1 D6 2680 LDA (ASII),Y STRING LENGTH
53B1- F0 52 2690 BEQ MC40 NULL STRING: SKIP
53B3- 85 EF 2700 STA *LENI SAVE LEN(AB$(I))
53B5- B1 DA 2710 LDA (ASII2),Y
53B7- F0 4C 2720 BEQ MC40
53B9- 85 F0 2730 STA *LENJ SAVE LEN(AB$(J))
53BB- A2 00 2740 LDX 00
53BD- B4 E2 2750 SR29 LDY *FSTR,X STARTING SORT COLUMN
53BF- BD 7A 55 2760 MC33 LDA UPDN,X SEQUENCE
53C2- 30 0C 2770 BMI ASND BRANCH ASCENDING
53C4- B1 DB 2780 LDA (CSII),Y CHARACTER BY CHARACTER
53C6- D1 DC 2790 CMP (CSII2),Y COMPARISON FOR DESCENDING
53C8- B0 14 2800 BGE MC26 POSSIBLE SWAP
53CA- 20 B9 54 2810 JSR SWAP DEFINITE SWAP
53CB- 4C 05 54 2820 JMP MC40 NEXT RECORD
53CD- B1 DB 2830 ASND LDA (CSII),Y ASCENDING
53D2- D1 DC 2840 CMP (CSII2),Y
53D4- 90 2F 2850 BLT MC40 NO SWAP: NEXT RECORD
53D6- F0 19 2860 BEQ MC27 POSSIBLE SWAP
53D8- 20 B9 54 2870 MC25 JSR SWAP SWAP
53DB- 4C 05 54 2880 JMP MC40 NEXT RECORD

```

53DE-	D0 25	2890	MC26 BNE MC40	NO SWAP
53E0-	C8	2900	INY	LOOK AT REMAINING CHARACTERS
53E1-	C4 EF	2910	CPY *LEN1	
53E3-	F0 06	2920	BEQ MC39	UP TO THE LIMITS OR UNTIL
53E5-	C4 F0	2930	CPY *LENJ	
53E7-	F0 16	2940	BEQ MC29	WE FIND A REASON TO SWAP
53E9-	90 0F	2950	BLT MC28	
53EB-	C4 F0	2960	MC39 CPY *LENJ	
53ED-	90 E9	2970	BLT MC25	SWAP
53EF-	F0 0E	2980	BEQ MC29	NO SWAP
53F1-	C8	2990	MC27 INY	
53F2-	C4 EF	3000	CPY *LEN1	
53F4-	F0 09	3010	BEQ MC29	
53F6-	C4 F0	3020	CPY *LENJ	
53F8-	F0 DE	3030	BEQ MC25	
53FA-	98	3040	MC28 TYA	
53FB-	D5 E7	3050	CMP *FLEN,X	END OF SORT FIELD?
53FD-	D0 C0	3060	BNE MC33	BRANCH NO
53FF-	E8	3070	MC29 INX	
5400-	EC 80 55	3080	CPX PRSN	YES. ANY MORE FIELDS?
5403-	D0 B8	3090	BNE SR29	
		3100	:	
		3110	: ** NEXT J **	
5405-	E6 ED	3120	MC40 INC *J,J,J,J	
5407-	D0 02	3130	BNE MC38	
5409-	E6 EE	3140	INC *J,J,J,J+01	J=J+1
540B-	A5 ED	3150	MC38 LDA *J,J,J,J	
540D-	C5 E0	3160	CMP *N,N,N,N	J=N?
540F-	A5 EE	3170	LDA *J,J,J,J+01	
5411-	E5 E1	3180	SBC *N,N,N,N+01	
5413-	90 14	3190	BCC JMPJ	BRANCH NO
		3200	:	
		3210	: ** NEXT I **	
5415-	E6 DE	3220	INC *I,I,I,I	
5417-	D0 02	3230	BNE MC41	
5419-	E6 DF	3240	INC *I,I,I,I+01	I=I+1
541B-	A5 DE	3250	MC41 LDA *I,I,I,I	
541D-	C5 D4	3260	CMP *N,N,S1	I=N-1?
541F-	A5 DF	3270	LDA *I,I,I,I+01	
5421-	E5 D5	3280	SBC *N,N,S1+01	
5423-	90 07	3290	BCC JMPI	BRANCH NO
		3300	:	
		3310	: **** SORT DONE ****	
5425-	20 01 55	3320	SDON JSR RSZP	RESTORE ZERO PAGE
5428-	60	3330	RTS	
5429-	4C 8E 53	3340	JMPJ JMP CONJ	
542C-	4C 59 53	3350	JMPI JMP CONI	
542F-	18	3360	NCHH CLC	NOT A CHARACTER SORT SO
5430-	6A	3370	ROR	IT MUST BE INTEGER OR F.P.
5431-	B0 03	3380	BCS INTC	IT'S INTEGER
5433-	4C 6D 54	3390	JMP FPCC	IT'S FLOATING POINT
		3400	:	
		3410	: ** INTEGER SORT **	
5436-	A0 01	3420	INTC LDY 01	
5438-	B1 D6	3430	LDA (ASII),Y	ASCENDING ORDER ONLY
543A-	D1 DA	3440	CMP (ASI2),Y	
543C-	88	3450	BEY	COMPARE IN%(I) WITH IN%(J)
543D-	B1 D6	3460	LDA (ASII),Y	
543F-	F1 DA	3470	SBC (ASI2),Y	
5441-	90 22	3480	BCC NOSP	POSSIBLE SWAP
5443-	B1 D6	3490	LDA (ASII),Y	
5445-	51 DA	3500	EOR (ASI2),Y	
5447-	30 BC	3510	BMI MC40	
		3520	:	
		3530	: ** SWAP I WITH J **	
5449-	C8	3540	SWIN INY	
544A-	B1 DA	3550	LDA (ASI2),Y	
544C-	48	3560	PHA	
544D-	88	3570	BEY	
544E-	B1 DA	3580	LDA (ASI2),Y	SWAP IN%(I) WITH IN%(J)
5450-	48	3590	PHA	
5451-	B1 D6	3600	LDA (ASII),Y	

5453-	91 DA	3610	STA (ASI2),Y	
5455-	C8	3620	INY	
5456-	B1 D6	3630	LDA (ASII),Y	
5458-	91 DA	3640	STA (ASI2),Y	
545A-	88	3650	DEY	
545B-	68	3660	PLA	
545C-	91 D6	3670	STA (ASII),Y	
545E-	C8	3680	INY	
545F-	68	3690	PLA	
5460-	91 D6	3700	STA (ASII),Y	
5462-	4C 05 54	3710	JMP MC40	NEXT RECORD
5465-	B1 D6	3720	NOSP LDA (ASII),Y	
5467-	51 DA	3730	EOR (ASI2),Y	
5469-	30 DE	3740	RMI SWIN	SWAP
546B-	10 98	3750	BPL MC40	
		3760	:	
		3770	: ** FLOATING POINT SORT **	
546D-	A0 00	3780	FPCC LDY 00	
546F-	38	3790	FP01 SEC	
5470-	B1 D6	3800	LDA (ASII),Y	
5472-	F1 DA	3810	SBC (ASI2),Y	
5474-	F0 04	3820	BEQ FP02	
5476-	10 1F	3830	BPL FPSP	
5478-	30 07	3840	BMI MBSP	THIS BIT OF CONVOLUTED LOGIC TELLS ME IF FP(I) IS GREATER THAN, EQUAL TO, OR LESS THAN FP(J).
547A-	C8	3850	FP02 INY	
547B-	C0 05	3860	CPY 05	
547D-	D0 F0	3870	RNE FP01	
547F-	F0 3E	3880	BEQ JM40	
5481-	A0 01	3890	MBSP LDY 01	
5483-	B1 D6	3900	LDA (ASII),Y	A TRUTH TABLE HELPS
5485-	31 DA	3910	AND (ASI2),Y	
5487-	11 DA	3920	ORA (ASI2),Y	
5489-	30 20	3930	BMI FP03	
548B-	88	3940	DEY	
548C-	B1 DA	3941	LDA (ASI2),Y	
548E-	D0 2F	3942	BNE JM40	
5490-	C8	3943	INY	
5491-	B1 D6	3944	LDA (ASII),Y	
5493-	10 16	3945	BPL FP03	
5495-	30 28	3946	RMI JM40	
5497-	A0 01	3950	FPSP LDY 01	
5499-	B1 D6	3960	LDA (ASII),Y	
549B-	31 DA	3970	AND (ASI2),Y	
549D-	11 D6	3980	ORA (ASII),Y	
549F-	30 1E	3990	BMI JM40	
54A1-	88	4000	DEY	
54A2-	B1 D6	4010	LDA (ASII),Y	
54A4-	D0 05	4020	BNE FP03	
54A6-	C8	4030	INY	
54A7-	B1 DA	4040	LDA (ASI2),Y	
54A9-	10 14	4050	BPL JM40	
54AB-	A0 04	4060	FP03 LDY 04	
54AD-	B1 D6	4070	FP04 LDA (ASII),Y	SAVE FP(I) IN STACK
54AF-	48	4080	PHA	
54B0-	88	4090	DEY	
54B1-	10 FA	4100	BPL FP04	
54B3-	C8	4110	FP08 INY	
54B4-	B1 DA	4120	LDA (ASI2),Y	
54B6-	91 D6	4130	STA (ASII),Y	SWAP
54B8-	68	4140	PLA	
54B9-	91 DA	4150	STA (ASI2),Y	
54BB-	C0 04	4160	CPY 04	
54BD-	D0 F4	4170	BNE FP08	
54BF-	4C 05 54	4180	JM40 JMP MC40	NEXT RECORD
54C2-	A0 00	4190	SWAP LDY 00	
54C4-	B1 D6	4200	LDA (ASII),Y	
54C6-	48	4210	PHA	ROUTINE TO SWAP THE CHARACTER POINTERS FOR CHARACTER SORT.
54C7-	C8	4220	INY	
54C8-	A5 D8	4230	LDA *CSII	
54CA-	91 DA	4240	STA (ASI2),Y	
54CC-	C8	4250	INY	
54CD-	A5 D9	4260	LDA *CSII+01	
54CF-	91 DA	4270	STA (ASI2),Y	

POWERSOFT, INC.

P. O. BOX 157
PITMAN, NEW JERSEY 08071
(609) 589-5500

products for the APPLE II

ADDRESS FILE GENERATOR

\$19.95

A professional piece of software which allows the user to create four different types of address files: a) Holiday File, b) Birthday File, c) Home Address File, and d) Commercial Address File. The program contains a menu of seven major commands: 1) Create a File, 2) Add to File, 3) Edit File, 4) Display File, 5) Search File, 6) Sort File, and 7) Reorganize File. Most of the major commands have subordinate commands which adds to the flexibility of this powerful software system. We doubt you could buy a better program for maintaining and printing address files. REQUIREMENTS: Disk II, Apple Printer Card, 32K of memory with Applesoft Rom Card or 48K of memory without Applesoft Rom Card.

SUPER CHECKBOOK

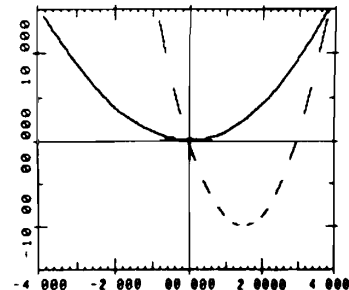
\$19.95

A totally new checkbook program with a unique option . . . Bar Graphs. These bar graphs, outputted to a printer or video screen, provide trend analysis data on code expense, income, expenses, or gain/loss on a month by month basis. The program contains a total of fourteen options: 1) Check/Deposit Entry & Modification, 2) Reconciliation of Checks or Deposits, 3) Sort by Check Number, 4) Sort by Code for Year, 5) Sort by Code for Month, 6) Output Year to Date, 7) Output Month Activity, 8-11) Printer/Video Plot Trend Analysis-Bar Graphs, 12) Account Status, 13) Reconciled Check Status, and 14) Quit. An excellent program for maintaining your checkbook, or that of a small business. REQUIREMENTS: Disk II, 32K of memory with Applesoft Rom Card or 48K of memory without Applesoft Rom Card.

FUNCTION GRAPHS AND TRANSFORMATIONS

\$14.95

This program uses the Apple II high resolution graphics capabilities to draw detailed graphs of mathematical functions which the user defines in Basic syntax. The graphs appear in a large rectangle whose edges are X and Y scales (with values labeled by up to 6 digits). Graphs can be superimposed, erased, drawn as dashed (rather than solid) curves, and transformed. The transformations available are reflection about an axis, stretching or compressing (change of scale), and sliding (translation). The user can alternate between the graphic display and a text display which lists the available commands and the more recent interactions between user and program. Expected users are engineers, mathematicians, and researchers in the natural and social sciences; in addition, teachers and students can use the program to approach topics in (for example) algebra, trigonometry, and analytic geometry in a visual, intuitive, and experimental way which complements the traditional, primarily symbolic orientation. REQUIREMENTS: 16K of memory with Applesoft Rom Card or 32K of memory without Applesoft Rom Card.



GAMES

Apple Casino	\$ 9.95
Apple Derby	9.95
Apple II Organ	19.95
Cubik	9.95
Radar Interceptor	9.95
Rocket Pilot	9.95
Saucer Invasion	9.95
Space Maze	9.95
Star War	9.95
Swarms	14.95
Wampus Hunt	9.95

APPLICATIONS

Automotive Diagnosis	\$14.95
Basic Statistics	9.95
Electrical Engineering I	9.95
Statistics I	14.95
Vector Analysis	9.95

FINANCIAL

Financial Wizard	\$ 9.95
Financial Wizard II	9.95
Financial Wizard III	9.95
Financial Wizard IV	9.95

(Programs recorded on cassette tape. Documentation included.)

SYSTEMS SOFTWARE

Memory Dump	\$ 7.45
Program Unload	7.45
File Editor	24.95
Assembler	24.95

(File Editor required for use with Assembler)

HARDWARE

Light Pen	\$34.95
-----------	---------


(Includes Demo-Software)

Call or write for our free SOFTWARE & ACCESSORIES CATALOG

DEALER INQUIRIES INVITED

POWERSOFT, INC.

P. O. BOX 157
PITMAN, NEW JERSEY 08071
(609) 589-5500



Apple II is a registered trademark of Apple Computer, Inc.

- Master Charge and VISA orders accepted.
 - Include \$1.00 for shipping and handling.
 - New Jersey residents add 5% sales Tax.
- (Prices subject to change.)

```

54D1-  A5 D0      4280      LDA *CSI2+01
54D3-  91 D6      4290      STA (ASII),Y
54D5-  85 D9      4300      STA *CSII+01
54D7-  88         4310      DEY
54D8-  A5 DC      4320      LDA *CSI2
54DA-  91 D6      4330      STA (ASII),Y
54DC-  85 D8      4340      STA *CSII
54DE-  88         4350      DEY
54DF-  B1 DA      4360      LDA (ASI2),Y
54E1-  91 D6      4370      STA (ASII),Y
54E3-  68         4380      PLA
54E4-  91 DA      4390      STA (ASI2),Y
54E6-  60         4400      RTS
54E7-  A2 00      4410      SVZP LDX 00
54E9-  B5 D0      4420      MC51 LDA *NAPT,X
54EB-  9D 49 55  4430      STA ZPSV,X
54EE-  E8         4440      INX
54EF-  E0 22      4450      CPX 22
54F1-  D0 F6      4460      BNE MC51
54F3-  A5 6B      4470      LDA *ZZ6B
54F5-  8D 71 55  4480      STA SV6B
54F8-  A5 6C      4490      LDA *ZZ6B+01
54FA-  8D 72 55  4500      STA SV6B+01
54FD-  A2 00      4510      LDX 00
54FF-  B5 50      4520      MC55 LDA *ZZ50,X
5501-  9D 6B 55  4530      STA SV50,X
5504-  E8         4540      INX
5505-  E0 06      4550      CPX 06
5507-  D0 F6      4560      BNE MC55
5509-  60         4570      RTS
550A-  A2 00      4580      RSZP LDX 00
550C-  BD 49 55  4590      MC61 LDA ZPSV,X
550F-  95 D0      4600      STA *NAPT,X
5511-  E8         4610      INX
5512-  E0 22      4620      CPX 22
5514-  D0 F6      4630      BNE MC61
5516-  AD 71 55  4640      LDA SV6B
5519-  85 6B      4650      STA *ZZ6B
551B-  AD 72 55  4660      LDA SV6B+01
551E-  85 6C      4670      STA *ZZ6B+01
5520-  A2 00      4680      LDX 00
5522-  BD 6B 55  4690      MC65 LDA SV50,X
5525-  95 50      4700      STA *ZZ50,X
5527-  E8         4710      INX
5528-  E0 06      4720      CPX 06
552A-  D0 F6      4730      BNE MC65
552C-  60         4740      RTS
4750      :
4760      SRTS .AS 'SRT#('
4770      MSG1 .HS 8D
4780      .AS 'VARIABLE '
4790      VARI .HS 202020
4800      .AS ' NOT FOUND'
4810      ZPSV .HS 0000000000000000
4820      .HS 0000000000000000
4830      .HS 0000000000000000
4840      .HS 0000000000000000
4850      .HS 0000
4860      SV50 .HS 00000000000000
4870      SV6B .HS 0000
4880      NAME .HS 0000000000000000
4890      .HS 0000000000000000
4900      UPIN .HS 0000000000
4910      INDS .HS 00
4920      PRSN .HS 00
4930      SAVY .HS 00
4940      .EN

```

SAVE SOME OF APPLESOFT'S
ZERO PAGE. SORT ROUTINE
NEEDS SOME ROOM TO WORK.

ALSO \$6B.6C

ALSO \$50.55

RESTORE ZERO PAGE DATA

```

10000 REM ** &SORT DEMO **
10010 REM SAVE ROOM FOR
10020 REM SORT ROUTINE
10030 HIMEM: 20992: REM $5200
10040 D$ = CHR$(4)
10050 PRINT D$;"BLOAD B.AMPER-SORT"
10060 REM SET UP '&' HOOK
10070 REM AT $3F5:JMP $5200
10080 POKE 1013,76: POKE 1014,0: POKE 1015,82
10090 HOME : CLEAR
10100 VTAB 8: HTAB 15: PRINT "SORT DEMO"
10110 PRINT : HTAB 15: PRINT "SELECTIONS"
10120 PRINT : HTAB 10: PRINT "1 INTEGER SORT"
10130 HTAB 10: PRINT "2 FLOATING POINT SORT"
10140 HTAB 10: PRINT "3 CHARACTER SORT"
10150 HTAB 10: PRINT "4 EXIT"
10160 VTAB 17: INPUT "SELECTION ";SEZ
10170 IF SEZ < 0 OR SEZ > 4 THEN 10090
10180 ON SEZ GOTO 2000,3000,1050,10190
10190 END
11000 PRINT "HIT ANY KEY TO RETURN TO MENU"
11010 WAIT - 16384,128
11020 POKE - 16368,0
11030 GOTO 10090

```

IRUN

SORT DEMO

SELECTIONS

- 1 INTEGER SORT
- 2 FLOATING POINT SORT
- 3 CHARACTER SORT
- 4 EXIT

SELECTION 1

BEFORE

7153
335
-1300
-4376
-6944
4948
-2914
3416
-2955

AFTER

-6944
-4376
-2955
-2914
-1300
335
3416
4948
7153

HIT ANY KEY TO RETURN TO MENU

SORT DEMO

SELECTIONS

- 1 INTEGER SORT
- 2 FLOATING POINT SORT
- 3 CHARACTER SORT
- 4 EXIT

SELECTION 2

BEFORE

0
65.0306039
831.056575
483.823094
-296.508742
-370.915344
-226.85172
-61.023044
353.768754

AFTER

-370.915344
-296.508742
-226.85172
-61.023044
0
65.0306039
353.768754
483.823094
831.056575

HIT ANY KEY TO RETURN TO MENU

SORT DEMO

SELECTIONS

- 1 INTEGER SORT
- 2 FLOATING POINT SORT
- 3 CHARACTER SORT
- 4 EXIT

SELECTION 3

BEFORE

XXXXXXXXXXXXXXXXXXXX
 AAAAAAAAAADDDDDDDDD
 DDDDDDDDBBBBBBBB
 AAAAAAAAAXXXXXXXXXX
 CCCCCCCCCAAAAAAA
 YYYYYYYYCCCCCCCC
 YYYYYYYYWWWWWWW
 BBBBBBBBWWWWWWW
 XXXXXXXXBBBBBBB

AFTER

ASCEND DESCEND
 AAAAAAAAAXXXXXXXXXX
 AAAAAAAAAADDDDDDDDD
 BBBBBBBBWWWWWWW
 CCCCCCCCCAAAAAAA
 DDDDDDDDBBBBBBBB
 XXXXXXXXCCCCCCCC
 XXXXXXXXBBBBBBB
 YYYYYYYYWWWWWWW
 YYYYYYYYCCCCCCCC

HIT ANY KEY TO RETURN TO MENU

SORT DEMO

SELECTIONS

- 1 INTEGER SORT
- 2 FLOATING POINT SORT
- 3 CHARACTER SORT
- 4 EXIT

SELECTION 11

SORT DEMO

SELECTIONS

- 1 INTEGER SORT
- 2 FLOATING POINT SORT
- 3 CHARACTER SORT
- 4 EXIT

SELECTION 1

BEFORE

-103
 -3561
 -5898
 3111
 2627
 -1089
 7465
 2340
 -5242

AFTER

-5898
 -5242
 -3561
 -1089
 -103
 2340
 2627
 3111
 7465

HIT ANY KEY TO RETURN TO MENU

SORT DEMO

SELECTIONS

- 1 INTEGER SORT
- 2 FLOATING POINT SORT
- 3 CHARACTER SORT
- 4 EXIT

SELECTION

?REENTER

SELECTION 2

BEFORE

0
 281.379543
 659.537768
 185.655704
 -186.595071
 -736.508304
 -10.1274439
 -77.9707171
 352.15675

AFTER
 -736.508304
 -186.595071
 -77.9707171
 -10.1274439
 0
 185.655704
 281.379543
 352.15675
 659.537768
 HIT ANY KEY TO RETURN TO MENU

SORT DEMO

SELECTIONS

- 1 INTEGER SORT
- 2 FLOATING POINT SORT
- 3 CHARACTER SORT
- 4 EXIT

SELECTION 1
 BEFORE

2888
 6273
 -900
 -4864
 -7349
 6889
 4183
 1853
 -4013

AFTER

-7349
 -4864
 -4013
 -900
 1853
 2888
 4183
 6273
 6889

HIT ANY KEY TO RETURN TO MENU

SELECTION 3
 BEFORE
 AAAAAAAAAADDDDDDDDD
 CCCCCCCCCAAAAAAA
 CCCCCCCCCDDDDDDDD
 WWWWWWYYYYYYYYY
 YYYYYYYYXXXXXXXXX
 BBBBBBBBCCCCCCCC
 CCCCCCCCCCCCCCCC
 CCCCCCCCCXXXXXXXXX
 AAAAAAAAWWWWWW

AFTER

ASCEND DESCEND
 AAAAAAAAWWWWWW
 AAAAAAADDDDDDD
 BBBBBBBBCCCCCCCC
 CCCCCCCCCXXXXXXXXX
 CCCCCCCCCDDDDDDDD
 CCCCCCCCCCCCCCCC
 CCCCCCCCCAAAAAAA
 WWWWWWYYYYYYYYY
 YYYYYYYYXXXXXXXXX
 HIT ANY KEY TO RETURN TO MENU

SORT DEMO

SELECTIONS

- 1 INTEGER SORT
- 2 FLOATING POINT SORT
- 3 CHARACTER SORT
- 4 EXIT

SORT DEMO

SELECTIONS

- 1 INTEGER SORT
- 2 FLOATING POINT SORT
- 3 CHARACTER SORT
- 4 EXIT

SELECTION 2
 BEFORE

0
 370.781155
 264.527624
 345.96456
 -119.00236
 -881.17073
 -302.459631
 -77.2997615
 444.30628

AFTER

-881.17073
 -302.459631
 -119.00236
 -77.2997615
 0
 264.527624
 345.96456
 370.781155
 444.30628

HIT ANY KEY TO RETURN TO MENU

SORT DEMO

SELECTIONS

- 1 INTEGER SORT
- 2 FLOATING POINT SORT
- 3 CHARACTER SORT
- 4 EXIT

SELECTION 3
BEFORE

```

WWWWWWWWWWWWWWWWWW
DDDDDDDDRRRRRRRRRR
WWWWWWWWYYYYYYYYYY
DDDDDDDDDDDDDDDDDD
DDDDDDDDOXXXXXXXXX
YYYYYYYYBBBBBBBBBB
WWWWWWWRBBBBBBBBB
BBBBBBBBYYYYYYYYYY
BBBBBBBBBBBBBBBBBB

```

AFTER

```

ASCEND DESCEND
BBBBBBBBYYYYYYYYYY
BBBBBBBBBBBBBBBBBB
DDDDDDDDOXXXXXXXXX
DDDDDDDDDDDDDDDDDD
DDDDDDDDRRRRRRRRRR
WWWWWWWWYYYYYYYYYY
WWWWWWWWWWWWWWWWWW
WWWWWWWRBBBBBBBBB
YYYYYYYYBBBBBBBBBB
HIT ANY KEY TO RETURN TO MENU

```

SORT DEMO

SELECTIONS

- 1 INTEGER SORT
- 2 FLOATING POINT SORT
- 3 CHARACTER SORT
- 4 EXIT

APPLE II SOFTWARE

Special Introductory Prices

- Tabular 4-Way Number Converter
Integer BASIC (8K min)..... **\$3.50**
- Apple PI Life (4K min)..... **\$5.00**
- Agenda (16K min)..... **\$5.00**
- HIRES Shape Encode (16K min)..... **\$5.00**
- Integer BASIC Floating Point
Interface (2K Machine Code)..... **\$6.50**

Each program completely documented.
Prices include postage and handling.
Send SASE for Software List today!
Send check or money order to:

Microspan Software
2213A Lanier Drive
Austin, TX 78758
(Texas residents add 5% sales tax)

APPLE II® OWNERS:

West Side Electronics introduces the
APPLETIME™, a Real Time Clock for the Apple II

The Appletime (Model APT-1) is a single peripheral board which plugs directly into any 1/0 slot on the Apple II. Timing is done completely in hardware (ie. NOT an interrupt driven clock). Thus, the Appletime continues to operate even when the computer is turned off. Our exclusive Three Way Power System keeps the clock running via its own AC supply, the computer's, or battery backup in case of power failure. Other features include 12/24 Hour selection, AC or crystal timebase, 50/60 Hz, and BCD or ASCII data format. Fully assembled and tested, with instructions and

APT-1 Real Time Clock..... \$79.95

Proto-board for Apple II. Over 1300 holes on 0.1 inch centers for designing your own circuits.

APB-I Prototyping Board..... \$16.95

VERBATIM 5 1/4 " DISKETTES \$34.50

Soft sector, in plastic file case. Box of 10



WEST SIDE ELECTRONICS
P.O. Box 636
CHATSWORTH, CA. 91311



We pay all shipping in Continental U.S.A.
Others add 10%; California residents add 6% tax.

OSI Fast Screen Erase under BASIC

William L. Taylor
246 Flora Road
Leavittsburg, OH 4430

When a BASIC program erases the screen by writing blanks, it can take more time to clear the display than to fill it. Speed up that slow poke with this fast machine language approach.

While working on a number of game programs written in BASIC, the need for a faster method of screen clearing for animated characters was a desirable feature that I did not have with the POKE function of BASIC. The usual method is to set the desired number of lines to be cleared and POKE the ASCII equivalent for a blank out to the screen. This gives a slow, line-by-line screen clearing effect that is not acceptable with fast games using animated characters. The screen clear routine must be ultra-fast for this type of game program.

The following subroutine will work with most BASIC programs that require a fast screen clear. The routine is written in BASIC and assembly language. The ultra-fast screen erase portion is in assembly object code and is placed in user memory. It can be used with programs written in OSI MicroSoft BASIC for the OSI computer systems.

My system is composed of the system boards sold by Ohio Scientific Instruments. The CPU board is a Model 500 with the 8K OSI BASIC by MicroSoft. The display board is a Model 440 with 4 pages of screen memory and alpha- numerics only. My system has 8K of read-write memory on two 420C memory boards, along with a 430A Super I/O board for the audio cassette interface.

The program is a subroutine that uses BASIC as a housekeeper to count the number of pages to be cleared. The actual work is done in the machine code routine that is called by the mainline BASIC program. This program can be set up as a subroutine and called from your mainline when a screen erase is required.

At line 10, the variable D contains the initial location for the machine code routine that performs the store-to-screen function. This is the location at the be-

ginning of the screen memory. The screen memory begins at hex D000, or 53213 decimal, on the 440 and the 540 OSI display boards.

Line 20 defines the USR vector and sets the vector point to hex 0F000, or 3840 decimal, where the machine code routine is located. Line 30 causes a jump to the user vector located at hex 0A, 0B, and 0C in page zero of the user memory.

The machine code routine will execute and one page of screen memory will be cleared. Line 40 updates the page count by changing the machine code routine at location 0F08, or 3848 decimal. At line 50, the page pointer is incremented by increasing variable D by 1.

Lines 60 and 70 check to see whether all pages, or all screen locations have been cleared. If they have not (variable D not equal to 213 or 217) then another loop will be forced until all pages of screen memory have been cleared. Line 70 should be a return, if called as a subroutine: 70 IF D = 213 THEN RETURN for a 440 display board, and 70 IF D = 217 THEN RETURN for a 540 display board.

The loading of machine code into user memory can be performed by storing the machine code in DATA statements. Then the user location is defined and the data is read and POKEd into user memory. An example of this method is found in the subroutine at lines 100 through 150.

A word of caution may be in order at this point. The memory size must be set when bringing up BASIC. That is, before loading your program you must set the size of memory to protect the machine code routine. Set the memory size to 3839 decimal, for this routine, to prevent BASIC from destroying your machine code.

```
10 D=208
20 POKE 11,00: POKE 12,15
30 X=USR(X)
40 POKE 3848,D
50 D=D+1
60 IF D<213 THEN 30
70 IF D=213 THEN RETURN

100 FOR R=3840 TO 3853
110 READ M: POKE R,M
120 NEXT R
130 DATA 162,0,232,169,32,234
140 DATA 157,0,208,224,255,208,245,96
150 RETURN
```

THE MICRO SOFTWARE CATALOG: X

Mike Rowe
P.O. Box 6502
Chelmsford, MA 01824

Name: **DISK TEXT EDITOR**
System: **Apple II**
Memory: **Minimum of 24K with DOS & Applesoft ROM**
Language: **Applesoft II BASIC**
Hardware: **Apple II, Disk II, optional Applesoft ROM & printer.**

Description: EDIT is a DOS Text Editor designed to facilitate changes to disk files, but also supporting input and output via cassette. The text editor will operate on fixed or variable length disk records and has 27 commands. System commands allow the user to DELETE, INSERT, CHANGE, DISPLAY, ADD, and PRINT records. String commands, such as STRING CHANGE and SEARCH, find and change a single character string or the entire file. User defined TABS, file APPEND, and CONCATENATION, file creation, and other manipulations are also provided to modify text from the keyboard or existing files.

Copies: **Just released**
Price: Cassette **\$16.95**
Diskette **\$21.95** (specify Applesoft ROM)
Shipping **\$1.25**

Includes: User manual and documentation

Author: **Robert A. Stein, Jr.**

Available from:
Services Unique, Inc.
2441 Rolling View Dr.
Dayton, Ohio 45431

Name: **AMATEUR RADIO LOG PROGRAM**
System: **APPLE II**
Memory: **8K**
Language: **Applesoft II**
Hardware: **Apple II, cassette tape recorder**
Description: This program provides a computerized record of an amateur radio operator's log book.
There are seven functions:

1. Add log entries
2. Print log entries by date.
3. Print log entries by call letters.
4. Print log entries by entering only first 3 digits of call letters and/or entering only call area or district or call sign.
5. Print all log entries.
6. Print names of places (cities, states, counties, countries, etc.) or other info that you enter.
7. Print log entries by entering only the QTH.

Data is printed in for form of:
Date: Time: Call: Freq: MODE: QSL: QTH: Name:
The program is very useful for QSO's, contests, DX, awards, QSLing, QTHs, names.

All of the above questions will be answered after you enter your data and other information.

Copies: **Just released** (at least 10 copies have been sold)
Price: **\$12.00**

Includes: Cassette, sample run and instructions to revise.

Author: **Alex Massimo**

Available from:
Alex Massimo — A F 6 W
4041 41st Street
San Diego, CA 92105

Name: **Programmer's Utility Pack**
System: **Apple II**
Memory: **4K to 6K depending on the program used**
Language: **Integer BASIC and Applesoft**
Hardware: **Apple II with cassette or disk drive**

Description: Set of 11 programs. Appends, STR\$() and VAL () are on printed documentation with the tape version. Programs include: Renumber-Integer & Applesoft, Append-Integer & Applesoft, Line Find-Integer & Applesoft, Address/Hex Converter, Screen find, Memory Move, and the STR\$() and VAL() function simulations for Integer. By using the various programs one can renumber Integer and Applesoft programs with all GOTO's, etc, being renumbered and the user alerted to unusual situations in the program. These include referenced line #'s not in the program, lines referenced by a variable or expression, and a number of others. Line Find allows the user to locate the actual address range of a line in memory so as to be able to insert CLR, HIMEM:, etc. Can also be used on occasion to recover programs garbaged by dropped bits. Address/Hex Converter converts between the Hex, Integer, and Applesoft address formats. It also provides the two byte breakdown of numbers greater than 256 for use in pointers, etc. Screen Find is used for printing directly on the screen by POKEing appropriate values into the proper locations in memory. Screen Find gives these values and locations when the characters desired and the horizontal, vertical screen positions are input. Memory Move allows one to move blocks of memory up or down any number of bytes from Integer or Applesoft. The Monitor has a routine similar to this but it cannot be used to move blocks up a small distance and it is not possible to use it directly from Applesoft. STR\$() simulates the function of this name in Applesoft for use in Integer programs. STR\$() in Applesoft converts a number to a string. VAL() is similar but converts strings to numbers.

Copies sold: **Just released**
Price: **\$16.95** Calif. residents add 6% sales tax
Includes: Two cassettes or 1 diskette plus documentation

Author: **Rober Wagner**

Available from:

Local Apple dealers or:
Southerwestern Data Systems
P.O. Box 582-MC
Santee, CA 92071
(714) 562-3670
SASE for info.

Name: **MACRO Assembler/Text Editor**

Systems: **PET, Apple II, SYM**

Memory: **16K system recommended. Program occupies 8K.**

Language: **Assembly**

Hardware: **Terminal and one or two cassette decks.**

Disk may be used in lieu of cassette decks.

Description: Combined assembler and text editor software (2000-3FFF) which has the following features: Marco and Conditional Assembly support; binary, hex and decimal constants; labels up to 10 characters; loads/records and appends from tape; string search and/or replace commands; auto line numbering; copy and more commands; linkage vectors to disks; syntax — similar to MOS Technology specs. Over 25 commands, 22 pseudo ops, and 5 conditional assembly operators.

Copies: **Just released. 25 as of April 1979**

Price: **\$35.00** plus \$2.00 shipping and handling.

Includes: Manual and either PET, Apple II, or SYM (H.S.) cassette tape. No source.

Order Info: Check or money order.

Author: **Carl Moser**

Available from:

C. W. Moser
3239 Linda Drive
Winston-Salem, N.C. 27106

Name: **Commodity File**

System: **Apple II**

Memory: **32K or more**

Language: **Applesoft II**

Hardware: **Disk II, optional printer**

Description: The program stores and retrieves virtually every commodity traded on all exchanges. A self-prompting (burned-in) program allowing the user to enter open/closed contracts. Figures profits/losses, and maintains a running cash balance. Takes into account any amending of cash balance such as new deposits or withdrawals from account. Instantaneous readouts (CRT or printer) of contracts on file, cash balances, P/L statements. Includes color bar graphs depicting cumulative and individual transactions. Also includes routine to proof-read contracts before filing.

Copies: **Just released**

Price: **\$14.95** on diskette, **\$9.95** on cassette

Includes: Program cassette or diskette, Complete documentation.

Author: **S. Goldstein**

Available from:

MIND MACHINE, Inc.
31 Woodhollow Lane
Huntington, N.Y.
11743

Name: **METRIC-CALC™**

System: **Commodore PET**

Memory: **8K**

Language: **BASIC**

Hardware: **Pet 2001-8 (or 2001-4 with 4K external memory).** Available as special order for 2001-16 or 2001-32.

Description: METRIC-CALC turns your PET into a powerful stack-operated (RPN) scientific calculator that includes metric conversions. Unlike other metric converters, this one lets you *use* the converted figures in your calculations. Unlike other stack-operated calculators, this one lets you *see* the contents of the stack . . . the top five levels are displayed during calculations, and all twenty can be reviewed at any time (as can the twenty addressable storage locations). Numbers "buried" in the stack can be copied to stack-top with a keypress. Functions include instructions, arithmetic, inversion, logarithms, trigonometry, powers . . . too many to include here. Write for flyer. Reviewed in Spring 79 issues of PET Gazette, and Best of PET Gazette.

Copies: **More than 60 sold**

Price: **\$7.95** (quantity discount available)

Includes: Cassette in Norelco style box, description and operating instructions, zip-lock protective package.

Designer: **Roy Busdiecker**

Available from: Better computer stores or directly from
Micro Software Systems
P.O. Box 1442
Woodbridge, VA 22193

Name: **MAZE GAME**

System: **PET 2001**

Memory: **8K**

Language: **PET BASIC**

Hardware: **Standard**

Description: This is a real-time game of skill which tests your co-ordination as you attempt to guide a ball through a maze that is displayed on the screen using the PET graphics. There are four levels of play which grade the speed of the ball and the number of mistakes you can make, from the slow learner speed to the ultra-fast masochist level. The maze is 19 by 11 squares and you have to go from left to right (i.e. the long way).

Copies: **Many**

Price: **\$19.95**

Author: **Jeff Law**

Available from:

Southern Software Limited
P.O. Box 8683
Auckland, New Zealand

Name: **Sales Forecasting**

System: **Apple**

Memory: **16K**

Language: **Apple II Soft**

Description: Program displays business forecast from the best fit of four curve fits. Manual operation is optional.

Copies: **30**

Price: **\$9.95** + \$1.00 postage & handling (PA residents add 6% sales tax)

Includes: Cassette with instructions

Author: **Neil D. Lipson**

Available from:

Progressive Software
P.O. Box 273
Ply. Mtg., PA 19462

Name: **Table Generator**
System: **Apple**
Memory: **16K**
Language: **Applesoft II**
Description: A program that forms shape tables with ease. Program adds in other information such as starting address, length and position. Saves all of this information into a useable location in memory.
Copies: **10**
Price: **\$9.95** & \$1.00 postage & handling (PA residents add 6% sales tax)
Includes: **Cassette with instructions**
Author: **Murray Summers**
Available from:
Progressive Software
P.O. Box 273
Ply. Mtg., PA 19462

Name: **Restaurant Evaluation**
System: **Apple II**
Memory: **16K**
Language: **Applesoft II**
Hardware: **Disk II (optional)**
Description: Evaluates potential restaurant/nite club sites and thereby reduces the margin of risk involved in purchasing a new or existing business. The program design is of a computer question, user answer nature. The author has borrowed against his many years of experience in the restaurant business and has built into the program all the necessary percentages to evaluate whether a potential site will be profitable or not. The program calculates monthly gross, computes monthly loan notes (or mortgage) and arrives at a monthly net profit/loss reported in dollar amounts and percentages.
Copies: **Just released**
Price: **\$14.95** Diskette, \$9.95 cassette + \$1.00 Shipping
Author: **M. Goldstein**
Available from:
MIND MACHINE, Inc.
31 Woodhollow Lane
Huntington, NY 11743

Name: **Personal Accounting System—PAS**
System: **PET**
Language: **BASIC**
Hardware: **Single cassette drive or COMPUTHINK disk**
Description: PAS relies heavily on the PET's file capabilities to generate and validate files containing a detailed description of your financial transactions. PAS consists of six programs including those to generate and edit data files, balance your checkbook, reconcile your bank statement, report your outstanding checks and summarize your transactions over a period of time. PAS creates files for monthly transactions, outstanding checks, and summaries.
Includes: Excellent user manual, cassette or disk
Author: **Ronald C. Smith, SMITHWARE**
Copies: **Just released**
Price: **Cassette version (8K), \$19.95; disk version, \$24.95**
Author: **Ronald C. Smith, SMITHWARE**
Available from:
PROGRAMMA INTERNATIONAL
3400 Wilshire Blvd.
Los Angeles, CA 90010

Name: **SIGNS**
System: **PET 2001**
Memory: **8K**
Language: **PET BASIC (IEEE port 5)**
Hardware: **Printer (PET or RS-232)**
Description: The signs package is intended for producing posters, headings and other signs, in several formats, to be printed on a printer. The package consists of two programs written for 8K PET systems. One program initializes data for the signs program and then the second program requests text for the sign and prints the sign out with three sizes of letter (micro, small and big); left, centre or right justified on the page, with options to specify foreground and background characters. Other options include NEWPAGE, SPACE n, and END.
Copies: **Many**
Price: **\$19.95**
Author: **Terry Teague**
Available from:
Southern Software Limited
P.O. Box 8683
Auckland, New Zealand

Name: **Othello**
System: **6502 SYM-1** bare system
Memory Required: **1K**
Language Used: **6502 Machine Language**
Hardware Required: **None**
Description: The look ahead ply depth is entered through the key board. Player or computer may move first. All sequences of moves are evaluated, with the 2,3,4,5, etc. ply game requiring 1 sec, 8 sec, 1 min, 8 min, etc. respectively per move. Every move, is checked for legality, (beeper sounds if move is invalid) and all moves and number flipped are displayed automatically. Player enters his moves through the keyboard. Ply depth is automatically incremented near the end of the game. For example, in 1 min, the computer plays the last 7 moves perfectly!
Price: **\$6.95**
Includes: **Cassette (KIM format) and instructions**
Author: **David B. Schaechter**
Available from:
David B. Schaechter
4343 Ocean View Blvd. Apt. 261
Montrose, CA 91020

Name: **ALGEBRA**
System: **APPLE II**
Memory: **16K**
Language: **Integer BASIC and Machine Language**
Description: School tested enjoyable algebra programs, using missing words, this interactive program starts the student learning algebra on the high school level.
Copies: **Just released**
Price: **\$9.95** for cassette with 2 lessons
Includes: **Cassette and loading instructions**
Author: **George Earl**
Available from:
George Earl
1302 S. Gen. McMullen
San Antonio, TX 78237

To Tape or Not to Tape: What is the Question?

Noel G. Biles
P.O. Box 1111
San Andreas, CA 95249

Dust off that oscilloscope and clear up some of the mystery behind digital data recording on audio cassette.

These lines are penned in an attempt to clear up some of the mysteries of doing the impossible, and to explain some of the apparent idiosyncrasies of electronics. Some microcomputer operators are neophytes in basic electronics, and so, this little lesson will endeavor to explain what each part is, how it works, and why it is used in a given circuit. I would suggest you try the experiments shown in Figure 3 for a better understanding of the circuit theory.

Those who don't own an oscilloscope, could make one of your club meetings into an evening away from talking about the merits of software or peripherals, and try to understand what you are paying for when you lay out that long green. Of course, remember to invite someone who owns an oscilloscope.

As the title of this episode suggests, we will investigate why such a simple thing as making a tape recording can cause so much discussion. Most computerists have seen a drawing of the electrical signal put out from a Teletype keyboard and have noted the similarity to drawings of an ASCII signal; let's face it, we've got to learn how to handle these fast changes of DC voltage called square waves, obviously a misnomer because we all know that waves are rhythmic undulations of matter and therefore can never really be square.

We are told that a square wave is an "instantaneous" change of voltage from one level to another, with both levels maintained without variation until the next change of state. For TTL circuits these levels are approximately plus 4.8V for level 2 and plus 0.2V for level 1, usually just called 5V for a "1" and zero V for a "0".

I hinted that I was going to talk about the tape recording of digital signals, and I will. First of all, as Dr. DeJong might say, Earthpeople have not yet invented an audio tape recorder that will record or playback digital signals composed of the classical description of the same, namely, "A series of square waves varying only in frequency or timing but unvarying in amplitude." A Teletype punched paper tape comes very close to the ideal way of making a permanent recording of digital signals and, when played back, will produce digital signals very close to the original; however, the expense of one of these machines puts it beyond the budget of most of us. And besides, where do you store all that paper tape?

Them fellers in Kansas City are pretty smart for flatlanders 'cause they figured out a way to fool a computer into thinking it is receiving square waves when it really ain't, and that's the gist of my story. All your computer wants to receive on the "from tape recorder" line is data to say that this frequency of tone means a "one" and this frequency of tone means a "zero". "Sounds so darn simple" you say, "How come one of us mountain folk never thought of that?" Now if we can just make our computer generate those two tones and put them on the "to tape recorder" line in the correct sequence and time, we will have a system like the boys from Kansas City envisioned.

As we said before, even the best tape recorder cannot record square waves, but that is all our computer can generate, so we must modify these square waves to fool the tape recorder into thinking they are distorted sine

waves. Then, when they are played back to the computer, it will modify these distorted sine waves back to square waves which our computer can digest.

Figure 1 shows the "tape out" circuitry of the Synertek VIM-1 microcomputer. Because the tape recorder requires only a few millivolts on its input line, the 5 volt square wave from pin 9 must be reduced to usable proportions by the voltage divider formed by R90, R89, and R88. R90 does double duty in conjunction with C14; it forms a low pass filter which has the effect of slowing down the rise time of the square wave signal from pin 9 to a modified square wave with rounded corners as shown on the schematic, and if the "LO" terminal on this machine is used, some additional "rounding off" of the signal will be accomplished by the added cable capacitance in conjunction with R89.

Now, one important thing is that the recorder input level control must be set so that no overloading of the amplifier stages in the recorder occur (because that drives the transistors in there crazy) but so that a sufficient level is maintained for operating the tape head. Recorders with automatic level control (ALC) are great for this type of service because they don't have any recording level control to adjust.

"Aha!" you say, "My tape recorder is a hi fi unit and will reproduce these distorted sine waves just as recorded, and that is not what my computer wants to see." This is true, but the computer is expecting this type of a signal and is prepared for it, as in Figure 2. The output signals

from most cassette tape recorders would be a little further distorted from the passage of semi-square waves through the output transformer, which no longer sees the correct load because we have disconnected the 8 ohm loudspeaker. It reflects this change of load impedance back to the primary, in turn destroying the fidelity of the output stage.

Looking at Figure 2, the schematic of the tape recorder input of the Synertek VIM 1, the recorder will see a load of approximately 270 ohms formed by the series impedance of R128 (100 ohms), C15 (170 ohms @ 2,000 Hz), and CR36,37 (approximately 100 ohms) to ground, less the parallel resistance of C16, R92, and diodes CR28, CR29 through R94 to ground, for a total of 264 ohms. The 0.5 watt or more available from the output of the recorder is capable of driving this load to better than 11 volts, which is now divided down to the correct voltage to drive the op amp "sine to square converter" U26.

This division is accomplished via the impedance of C16 (8,000 ohms @ 2,000 Hz) plus R92 (1,000 ohms) through CR28, CR29 (100 ohms) and R94 (3.3K ohms) to ground. So if we adjust the recorder gain control for approximately 8 volts at the input terminal we should have about 2V of signal at op amp pin 3.

This voltage is more than enough to cause diodes CR28 and 29 to clip the voltage peaks at 1.5V and limit the input to the op amp. With the amplified inverse voltage from pin 7 fed to pin 2 through R96, the signal at pin X on the expansion connector will be a nice clean replica of the near perfect, zero to 5 volt square wave we first generated from U37 in Figure 1. R128, C15 and diode CR37 form an audio voltmeter, while diode CR36 is a recording level indicator illuminated by the rectified voltage from CR37.

Now that we thoroughly understand all of the above, let's prove that this really works. Refer to Figure 3 and construct a simple square wave generator on a Proto board with an oscillator operating at approximately 2,000 Hz and an inverting buffer to simulate the internal generator in the computer. We will need a 4011 Quad Dual Gate Integrated Circuit, 5 resistors, and 2 capacitors to build the generator and divider chain. In addition, we will also require a 5V power supply to operate the unit.

Hook up the power supply and, if there is no smoke, start by connecting the oscilloscope to point X in Figure 3. It should reveal a fairly good square wave approximately 5V in amplitude. With C1 temporarily disconnected, point Y will show the same square wave at approximately 1.5V of amplitude, while point Z shows .036V of square wave.

Reconnect C1 to point Y and note the distortion at this point on the rise and

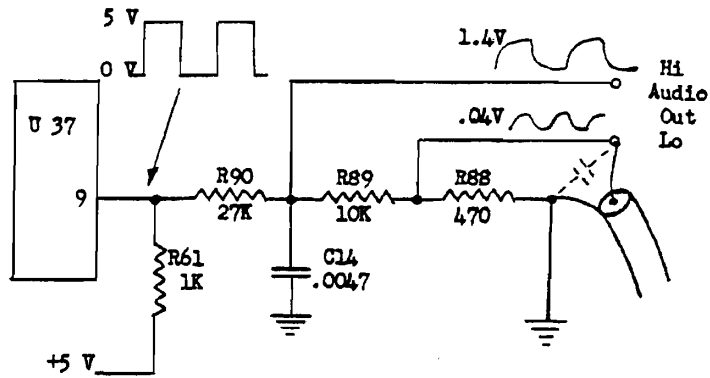


Figure 1

fall times, but not on the amplitude of the square waves. Point Z will be a reduced voltage version of this distorted square wave. Or is it a distorted sine wave?

The frequency chosen for this experiment (2,000 Hz is the center of the two frequencies used on the VIM or SYM microcomputers) will have a direct bearing on the values chosen for R1 and C1. Too large a value for either would reduce the amplitude and shape of the wave we are looking for. Too little value would reduce the rounding off of the rise time.

Try it: add 0.022 mf in parallel with C1 and note the added distortion and reduction in signal strength to near triangular wave at one-half the voltage.

Remove this added capacitor and construct Figure 4 on the Proto board, keeping Figure 3 intact. Now jumper point Y on Figure 3 to "IN" on Figure 4, as per the dotted line. Because the signal at point Y is only 1.2V, diodes CR36 and CR37 cannot conduct, effectively disconnecting R6 and C4 and lightening the load so that point Y does not distort much beyond the original shape prior to addition of the jumper. Checking

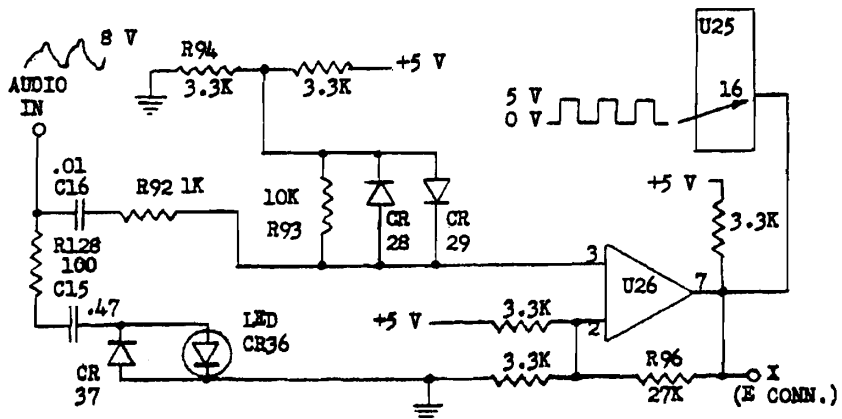


Figure 2

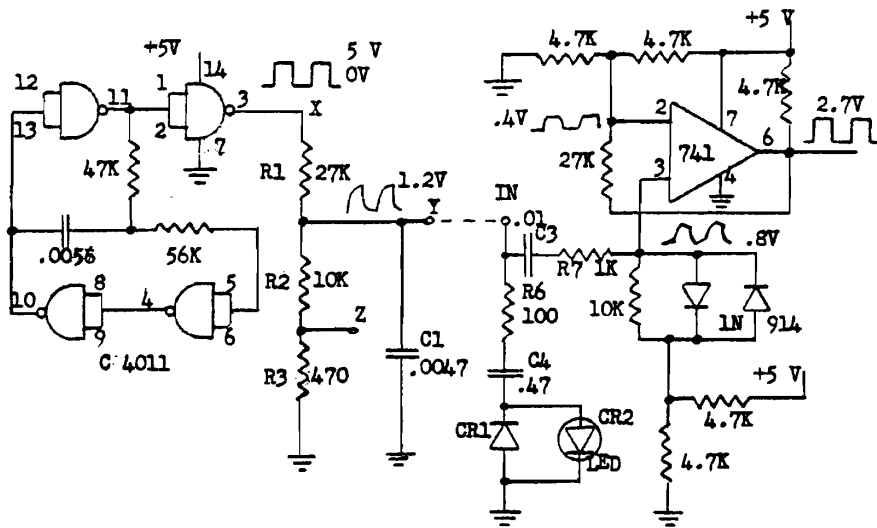


Figure 3


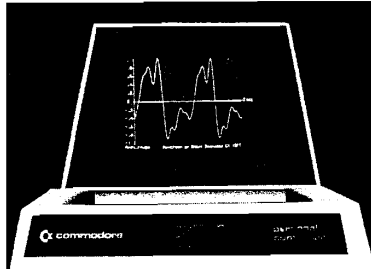

now at pins 2, 3, and 6 should yield signals approximating those shown on the schematic.

Disconnect the jumper from point Y to "IN" and prepare for the big test. Referring to your tape recorder instruction manual, connect a shielded lead from point Z or Y to the mike or auxiliary input and make a five minute recording of the 2,000 Hz signal. Rewind the tape and connect the IN terminal of Figure 4, again with a shielded line, to the monitor or earphone jack on the recorder. Press the PLAY button and adjust the volume control to obtain 6 to 8 volts of signal at the IN terminal. With the oscilloscope connected to pin 6 of the op amp, you should see a fair replica of the square wave you first saw at pin 3 of the 4011 oscillator buffer.

Your scope should have a 10 MHz bandwidth, to observe fast square waves, but any scope will do for these experiments, and that's why I said a "fair replica" of the signal.

All things considered, the design of the VIM 1 cassette interface is more than adequate. When I first fired up my VIM, the only tape I could lay my hands on immediately was a 39 cent, 200 times erasure/rewind tape that my daughter had used to bring home her French language home work. I used this tape to make a Sync tape and record the first few short programs. It still loads every digit without dropouts.

KIM/SYM/AIM ACCESSORIES BY MTU



REAL GRAPHICS FROM OUR VISIBLE MEMORY

Over the last year and a half we have delivered hundreds of our Visible Memory graphic display boards and customers are still finding novel uses for them. The Visible Memory is an 8K byte memory board that is directly compatible with the KIM/SYM/AIM computers and functions just like an 8K memory expansion. Its content however is also displayed on a standard video monitor as a 320 by 200 dot array with each dot corresponding to a bit in memory. Since each dot is individually controllable, any kind of image, even text (22 lines, 53 characters) with subscripts/superscripts is possible. Our assembly language graphics/text software package makes programming the Visible Memory easy. Microsoft 9-digit BASIC users now have access to the graphics and text routines through our just released BASIC Patches Package. In fact, the images above were created entirely with SIMPLE BASIC programs.

K-1008A VISIBLE MEMORY \$240.00 OTHER ITEMS

KIM Power supply \$35.00 AIM Power supply \$80.00
Enclosed card file for 4 boards KIM \$75 SYM \$80 AIM \$95
8-bit audio system DAC-Filter-Amp. KIM/SYM/AIM \$40 PET \$50
PET to MTU style KIM/SYM/AIM bus adaptor \$79
Prototyping board, fits in card file, 2 regulators \$42
We have sophisticated music and graphics software too!

PLEASE REQUEST OUR NEW, EXPANDED SPRING 1979 CATALOG

MICRO TECHNOLOGY UNLIMITED, 841 Galaxy Way, Box 4596, Manchester, NH 03103 (603) 627-1464

16K LOW POWER MEMORY

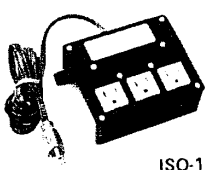
Do you want more memory for your KIM/SYM/AIM but don't have a 5 amp power supply or fan to cool it? Our 16K low power dynamic RAM board is **designed** for these processors and draws a mere 200MA from 8 volts unregulated and 200MA max (75 MA typical) from +16 volts unregulated. Our little K-1000 power supply can in fact run 64K of these boards plus a KIM easily.

K-1016A 16K RAM \$340.00


We now have available a multifunction system board for the KIM/SYM/AIM processors. It has a PROM capacity of 12K using the industry **standard** 2708 PROM or 14K using the readily available TI 2716. Also included is a 2708/2716 PROM programmer, 4 parallel ports, and a bidirectional serial port. Low power: +8 at 350MA, +16 250MA.

K-1012A PROM/10 \$237.00

**DISK DRIVE WOES? PRINTER INTERACTION?
MEMORY LOSS? ERRATIC OPERATION?
DON'T BLAME THE SOFTWARE!**



ISO-1



ISO-2

Power Line Spikes, Surges & Hash could be the culprit! Floppies, printers, memory & processor often interact! Our unique ISOLATORS eliminate equipment interaction AND curb damaging Power Line Spikes, Surges and Hash.

- *ISOLATOR (ISO-1A) 3 filter isolated 3-prong sockets; integral Surge/Spike Suppression; 1875 W Maximum load, 1 KW load any socket \$49.95
- *ISOLATOR (ISO-2) 2 filter isolated 3-prong socket banks; (6 sockets total); integral Spike/Surge Suppression; 1875 W Max load, 1 KW either bank \$49.95
- *ISOLATOR (ISO-ICB/-2CB) 15 A Circuit Brkr \$57.95
- *ISOLATOR (ISO-ICBS/-2CBS) Brkr-switch/lite \$62.95
- *SUPPRESSOR/FILTER (SFK-33) three 3-prong sockets, 1250 Watt Maximum load \$32.50
- *SUPPRESSOR/FILTER (SFK-31) 3-prong socket; KW \$24.50

PHONE ORDERS 1-617-655-1532
Dept. m1

Electronic Specialists, Inc.
171 South Main Street, Natick, Mass. 01760

- KIM • One magazine publishes more information about 6502 based systems, products and programs than all of the others combined:
- APPLE
- PET
- OSI

MICRO™
P.O. Box 6502
Chelmsford, MA 01824

Are you tired of searching through computer magazines to find articles that relate to your 6502 system? MICRO magazine is devoted exclusively to 6502 systems. Each month, MICRO publishes application notes, hardware and software tutorials, interfacing information and program descriptions with complete source listings. MICRO is not just fun and games. It is the complete reference source for all 6502 enthusiasts.

You can order twelve issues of MICRO for \$15.00, or for \$18.00 outside the United States. Air mail subscriptions cost \$27.00 in Central America, \$33.00 in Europe and South America, and \$39.00 in all other countries.

MICRO has been published regularly since October, 1977. Articles that appeared in the earlier issues of MICRO may be obtained in two bound anthologies, BEST OF MICRO Volume 1 and the companion collection ALL OF MICRO Volume 2, both available at computer stores or from the magazine.

MORE INNOVATIONS!

FROM
P.S. SOFTWARE HOUSE
FORMERLY PETSHACK
PET™ INTERFACES

- NEW!
- PET TO CENTRONICS INTERFACE \$98.00
 - PET TO PARALLEL INTERFACE with 5V .8A power supply \$74.95
 - PET TO 2nd CASSETTE INTERFACE \$49.95

PET™ SCHEMATICS

FOR ONLY \$24.95 YOU GET:
24" X 30" schematic of the CPU board, plus oversized schematics of the Video Monitor and Tape Recorder, plus complete Parts layout - all accurately and painstakingly drawn to the minutest detail.

PET™ ROM ROUTINES

FOR ONLY \$19.95 YOU GET:
Complete Disassembly listings of all 7 ROMs, plus identified subroutine entry points; Video Monitor, Keyboard routine, Tape Record and Playback routine, Real Time Clock, etc. To entice you we are also including our own Machine Language Monitor program for your PET using the keyboard and video display. You can have the Monitor program on cassette for only \$9.95 extra.

SOFTWARE:

- 6502 DISASSEMBLER \$12.95
- MAILING LIST - For personal or business applications \$9.95
- MACHINE LANGUAGE MONITOR - Write Machine Code. Save on tape \$9.95
- BUDGET - NEW - Keep-track of Bills and Checks. Update as needed \$14.95
- STARTREK - All-time favorite written for the PET's special Graphics \$7.95

Send for our free SOFTWARE BROCHURE. Dealer inquiries welcome.

P.S. SOFTWARE HOUSE

P.O. Box 966 Mishawaka, IN 46544



Tel: (219) 255-3408



EA WILLIAM ASSOCIATES
24000 Bessemer Street
Woodland Hills, Ca. 91367

**SHORTY
C-10 CASSETTES**



- Tarbell Quality
- "SCOTCH" brand high output/low noise "POSI-TRAK" back treated tape
- Spring loaded pressure pad
- 5 screw take-apart shell
- Exclusive EA label

Stock No. EAC-10 \$13.50/10 \$26.00/20

CASSETTE LABELS

5626-B	Blank	Fanfold	6 Lines/Inch	\$5.90/100
5626-B	Blank	Fanfold	8 Lines/Inch	5.90/100
CLB-R	Blank	Sheet	15/Sheet	6.20/ 90
5626-B	Blank	Pack		4.00/100
EA-EBEA	Printed	Pack	EA Label	5.50/100
CLP-R	Printed	Sheet	15/Sheet	7.50/ 90

MAILING LABELS

4815-1	2 1/2 x 15/16	Fanfold	\$4.40/1000
5615-1	3 1/2 x 15/16	Fanfold	4.40/1000

VOLUME AND DEALER DISCOUNTS AVAILABLE

STOCK NO.	QUANTITY	PRICE	TOTAL

Name _____ Cal. Tax 6% _____
 Address _____
 City _____ State _____ Zip _____
 Exp. Date _____ Bank No. _____
 Card No. _____
 Signature _____
PREPAID ORDERS SHIPPED POSTPAID

6502 Bibliography: Part XI

Dr. William R. Dial
438 Roslyn Avenue
Akron, OH 44320

438. Kilobaud No. 27 (Mar., 1979)

Lindsay, Len "PETpourri", pg. 9-14
PET accessories, Software worth mentioning (renumber, Extended graphics, basic utilities, cassette magazines, etc) cassette maintenance, programming hints.

McFarland, Dr. Ward J. Jr. "The 'El Cheapo' EPROM Programmer", pg. 46-50.
An inexpensive EPROM programmer with software for the 6502.

Ruckdeschel, F.R. "The OSI Model 500", pg. 130-132.
The author concludes that OSI's Model 500 comprises a compromise between completeness and cost.

Carpenter, C.R. (Chuck), "Telpar Thermal Printer", pg. 138-139.
The Apple II is interfaced with a TELPAR PS-40 printer; with software.

439. PET User Notes 1 Iss 6 (Sept./Oct., 1978)

Butterfield, Jim "FOR-NEXT and GOSUB-RETURN Structures", pg. 2.
Clarification of these important commands for PET.

Paul, Grant "Head Alignment for the PET", pg. 2.
Instructions for a simple method of aligning the PET cassette recorder head.

Butterfield, Jim "Disabling the PET Stop Key", pg. 6.
Provides PET with a non-stop feature.

Wilcox, David H. "Index", pg. 7.
A program for PET to find a given program on tape.

Butterfield, Jim "View"
A program for placing an image of one given page of memory onto the screen of PET

Louder, Mike "Dynamic Keyboard Rvisited", pg. 11.
A technique for adding GOTO and GOSUB expressions while a program is running on the PET.

Butterfield, Jim "Cassette File Usage Summary", pg. 14.
Opening files, writing tapes with increased spacing, Closing files, etc.

Group, PET User "Machine Language from Basic", pg. 14.

Anon. "Non-Zero PIVOT ELEMENTS STRATEGY", back cover.
The program finds the inverse of the left hand coeff. matrix and solves for the roots of the linear equation system.

440. Rainbow 1 Iss 1 (Jan., 1979)

Anon. "Basic Music and Sound Effects", pg. 16-17.
Music for the Apple II incorporating Gary Shannon's routines.

441. Southeastern Software Issue 6 (Feb., 1979)

Staff, "Apple Diskettes", pg. 2.
Note on the use of the reverse side of diskettes to provide twice the storage space.

Staff, "Tape Save", pg. 2.
How to use a program TAPE SAVE with the Guil Banks EXEC GEN program from Issue 5. Provides Tape backup for your DISKS.

Staff, "Abbreviated Commands for the Apple DOS", pg. 35.
Change "Catalog" to "C", etc.

Staff, "How to Edit Print Commands Without Introducing Spaces", pg. 5-6.
A great editing aid.

Staff, "All about Call-868 and Call-958", pg. 6.
Explanation and examples.

442. Call - Apple 2 No. 1 (Jan., 1979)

Aldrich, Ron "Disk to Disk Transfer", pg. 3.
Integer Basic program for Apple to transfer programs disk to disk.

Wigginton, R. "Applesoft Chain", pg. 3-6.
A method whereby user programs in Applesoft can chain between programs and retain all variable values.

Finn, Jeffrey K. "Apple Sharing", pg. 8-10.
Standard format options for electronic data transfer, how to modify default settings on the Apple Communications Interface Card, etc.

Golding, Val "High Crimes and How to Commit Them", pg. 12.
How to set HIMEM: within a program; How to create illegal line numbers such as 65535 in Integer Basic. How to execute other illegal commands from within a program such as LOAD, Save, Run, DEL, NEW, etc.

Thyng, Michael "Apple Wash", pg. 12.
How to use the Apple II disk... variables, records and files

Schwartz, Marc "Avoiding End of Disk Error", pg. 18.
Involves use of ONERRGOTO command.

Aldrich, Ron "Disk to Tape transfer Program", pg. 19-20.
An integer basic program.

Aldrich, Ron "Split Catalog", pg. 20-21.
Use this program for your init program and your catalog will list out in two columns on booting disk.

Staff, "Tone Routine", pg. 22.
Routine demonstrates tones by setting variables P and D to A for next loop. Also demonstrates use of &.

443. Applecore Newsletter 1 No 5, (Aug., 1978)

Hertzfeld, Andy "Disk II review", pg. 1.
Transfers data at a rate of 156K bits per second, about 100 times as fast as the cassette interface.

Avelar, Ed "Apple II Multi-Cassette Dumper", pg. 3.
An easy project to save programs from Apple to six or more cassette recorders simultaneously.


Staff, "Apple Beeps Translated", pg. 4.
How to use the Tape beeps to tell how long a program is.

Wyman, Paul "Integer Basic Subroutine for Multiplying Whole Numbers Time a Fraction", pg. 5.
How to use a fraction with Integer basic, on the Apple.

Doty, Jim "String Arrays in Integer Basic", pg. 6.
A simple way to get around the lack of String array capability in Integer Basic in the Apple. Pack two characters into one integer value.




- Wyman, Paul "Tale of a Klutzy Tape-Recorder Nurd", pg. 6.
How to recover parts of a program on a damaged tape.
- Rainbow 1 No 2 (Feb., 1979)**
Simpson, Rick "Introduction to Using HIRES Graphics in Integer Basic", pg. 5-11.
Welcome assistance in understanding HIRES Graphics.
- Ellmers, Judd B. "Aligning the READ/WRITE Heads on the Panasonic RQ-309 DS Cassette Recorder", pg. 12-13.
How-to instructions using simple tools.
- Staff, "Using the Apple II Mini-Assembler", pg. 19-21.
The Mini-assembler is essentially a programming aid in converting a handwritten program to object code.
- 445. Applecore Newsletter 1 No 8 (Nov., 1978)**
Hertzfeld, Andy "DOS—The Name Game", pg. 4.
How to use your own names for DOS commands; output and input "hooks" for the DOS; the advantages of typing 9DB9G from monitor to re-initialize the DOS—said to be safer than the 3DOG technique.
- Kamins, Scot "MENU", pg. 5.
An effectual program to allow program choice by number from a disk catalog on the Apple II.
- Wells, Arthur "No More 'Catalog' ", pg. 5.
How to make the catalog come up automatically on booting DOS.
- Hughes, Tony "Applecore Disk of the Month", pg. 3.
The catalog of the first disk looks very impressive.
- Hertzfeld, Tony "Volume MISMATCH matched", pg. 10.
A patch to disable the volume check on the Apple Disk.
- Danielson, Larry "Pioneer Hardware Mod", pg. 12.
A modification for those who bought Apples before the color killer modification was put in.
- 446. Call Apple 2 No 2 (Feb., 1979)**
Thyng, Mike "Volume Mismatch", pg. 6.
How to avoid volume mismatch on the Apple DOS.
- Aldrich, Darrell "Programming Algorithm", pg. 6.
This is a program for linking routines in the COUT or the KEYIN EXIT when disk is in use on an Apple.
- Golding, Val J. "Debugging as a Learning Aid", pg. 10.
Debugging with examples...6502 registers, TRACE, Control D before DOS commands, DSP, etc.
- Aldrich, Ron "Disk-Disk Transfer Program", pg. 12.
This program will transfer Integer, Applesoft or Binary listings.
- Golding, Val J. "Integer Basic Entry Points", pg. 14.
A program for Integer basic Command Entry Points formatted for Printer or screen.
- Golding, Val and Huelsdonk, Bob "Applesoft Program Tokens", pg. 18.
A routine is given to display Applesoft program Tokens.
- Golding, Val J. "Convert Catalog to 'C' ", pg. 18.
A routine is given to automatically change DOS commands on the Apple.
- Thyng, Mike "Apple Mash", pg. 19.
Discussion of Volume mismatch error, the problem about the Apple DOS not reading or writing to disk if line number is over 255, etc.
- Anon, "Apple Source", pg. 20.
DOS Version 3.2 can be expected to be available in March together with a new DOS manual! An UPDATE program will be made available to modify older disks. Pascal on disk and a RAM card will give the Apple 60K of Ram available.
- Aldrich, Darrell "Disk Free Space", pg. 20.
A routine to print no of sectors and bytes free on your Apple disk.
- 447. 6502 User Notes No 13 (Jan., 1979)**
Leedom, Robert C. "Kim Hexpaw", pg. 1-5.
Can be played on a 1 K KIM-1.
- Butterfield, Jim "6502 OP CODES", pg. 6.
The author has grouped the codes logically so you can see how the codes are classified and decoded.
- Tepperman, Dr. Barry "Tape Verify (II)", pg. 7.
Program is located in Kims page two rather than in the VEB as in the case of the earlier version of Verify.
- Swank, Joel "Tape File Recovery Routine", pg. 8-9.
How to recover a tape with a dropout. Program for KIM.
- Staff, "Language Lab: FOCAL", pg. 10.
Focal for the KIM
- Staff, Micro-Z Co "KIM Basic Hint", pg. 11.
Fixes and Modifications for KIM Basic.
- Herman, Harvey "Basic Renumber Program", pg. 12.
For those who use Microsoft Basic on KIM.
- Day, Michael E. "Two Tiny Basic Mods", pg. 13.
Bugs and Fixes for Tiny Basic.
- Rehnke, Eric "Forth", pg. 14.
All about Forth manuals, different types of Forth, etc.
- Oliver, John P. "Forth Comments and Example", pg. 14.
Use of Forth on a PET in a telescope pointing program.
- Rehnke, Eric C. "A 6522 I/O Board", pg. 16-17.
Room for four of the versatile 6522 PIA's.
- Rehnke, Eric "KIM-4 Bus PINOUT", pg. 18.
Definition of the 44pin Standard KIMBUS.
- Rehnke, Eric "Video Displays", pg. 19.
Standalone versus Memory Mapped displays are discussed.
- Rehnke, Eric "Polymorphic Video Board Mods", pg. 20.
Some modifications before adding this board to the KIM system.
- Leedom, Bob "Random comments about KIM and SYM", pg. 22.
Addition of an outboard resistor and A/D assists KIM in games such as ASTEROID. Some Mods are necessary in using KIM programs on the SYM.
- Butterfield, Jim "Multi-Mode Adder", pg. 23.
This program adds and subtracts in either decimal or hex.
- Zuber, Jim "ASCII Dump Program", pg. 24.
This program will dump ASCII data from memory of KIM to a printer.
- Rubens, Thomas J. "Keyboard Debounce Routine", pg. 25.
A fix for noisy KIM keyboards.
- Lyon, Douglas "Melodies for the Music Box", pg. 25.
Six new tunes for this popular music program.
- Firth, Mike "Camera Speed Tester", pg. 26.
With a minimum of hardware and software timing KIM can time the shutter.
- Hawkins, Geo. W. "Power-On Reset", pg. 27.
Very simple hardware for this task.
- Rehnke, Eric "The Outside World Connection", pg. 27.
Use of OPTO-Isolators in interfaces to the outside world (KIM).
- Egbert, Dwight D. "More on the OPTO-Isolator", pg. 27.
KIM-1 to RS232 using opto-isolators.
- 448. Dr Dobb's Journal 3 Iss 3 No 33 (March 1979)**
Swank, HJoel "PIA's for KIM", pg. 41-42.
Connect a Motorola 6820 PIA to your KIM.

Introducing SEAWELL's



Little Buffered Mother

The ultimate Motherboard for any KIM-1, SYM-1, or AIM-65 system



Features:


- 4K Static RAM on board
- +5V, +12V, and -12V regulators on board
- 4 + 1 buffered expansion slots
- Accepts KIM-4 compatible boards
- Full access to application & expansion connector
- LED indicators for IRQ, NMI, and power-on
- Also compatible with SEA-1, SEA-16, the PROMMER, SEA-PROTO, SEA-ISDC, and more
- Onboard hardware for optional use of a 17 (128K addressing limit)
- Mounts like KIM-4 or with CPU board standing up
- 10 slot Motherboard expansion available - SEAWELL's Maxi Mother

Introduction price \$99.
Regular price \$119.
with 4K Static RAM installed \$169.
Assembled — 3 month warranty

For further information contact:

SEAWELL Marketing Inc.
P.O. Box 17006
Seattle, WA 98107

SEAWELL Marketing Inc.
315 N.W. 85th
Seattle, WA 98117
(206) 782-9480




14052 EAST FIRESTONE BOULEVARD
 SANTA FE SPRINGS, CALIFORNIA 90670
 (213) 921-2111 · (714) 739-0711

- BUSINESS
- EDUCATIONAL
- PERSONAL

APPLE SPECIAL INTEREST GROUP

If you have a special interest in using the Apple send us your Name, Address, Phone No. and what your special interest is. We will put you on our special interest mailing list. Each time the list gains enough new members for your special interest, we will send a copy to everyone on the list. This way you will be in contact with others that have the same Apple interest as yourself.


Your special interest could be dress pattern making, RTTY application, NC (numerical control) or anything else that you may want to hear about from others.



List Price	Sale Price
16K \$1195.00	\$1095.00
32K \$1345.00	\$1195.00
48K \$1495.00	\$1295.00
Modulator to connect to color T.V.	\$ 29.95



\$34.95



\$49.95

Apple II EPROM

Expand Your ROM Software

Add capability to your system monitor or BASIC for business or other applications. Add commands to the operating system. New operating systems can be put into EPROM memory with our EPROM programmer and plugged directly into your APPLE II logic with our EPROM socket adaptor. The MICROPRODUCTS EPROM Programmer will program INTEL 2716 and other 5-watt replacements for 2716.

Use to replace existing APPLE II ROM software with operating systems of your own design. Other software systems similar to PASCAL, FORTRAN, LISP, APL, FORTRAN, COBOL, ALGOL, other BASICs etc. may be incorporated into your APPLE II ROM sockets.


The EPROM Programmer only uses 16k memory in the computer and can be configured to program memory locations from 0000 to FFFF for a total of 32K bytes. This means that the EPROMs can be used in computer applications other than the APPLE II, i.e. the MICROPRODUCTS Spectrum etc. This turns your APPLE II into a very low cost powerful software development system.



- | | |
|--------------------------------------------------------------------------------------------------------------------------------------------------------------------------------------------------------------------------------------------------------------------------------------------------------------------------------------------------------------------------------------------------------------------------------|------------------------------------------------------------------------------------------------------------------------------------------------------------------------------------------------------------------------------------------------------------------------------------------------------------------------------------------------------------------------------------------------------------------------------------------------|
| FEATURES: | ADVANTAGES: |
| <ul style="list-style-type: none"> • Fully automatic • Completely self-contained • Tactile Zero insertion force socket for EPROMs • Onboard 25 volt power supply • Double sided board through holes • 16 layer glass PC board • Solder plated edge connector • Fully isolated • Labeled low-power Schottky IC's • Serial lines | <ul style="list-style-type: none"> • Full memory in two empty ROM slots in APPLE II • Reduce memory in existing APPLE II ROM sockets • Add new operating systems to APPLE II • Program INTEL 2716, 2716 PC, 2716 EPROMs, 2732 1k byte EPROMs and other compatible 5-watt EPROMs • Full peripheral drivers in permanent memory • Use APPLE II to program EPROMs for other computers |


\$94.95

SUPER CHIP



- Full ASCII character set (lower case)
 - 31 other, useful non-ASCII characters
 - User-defined characters with our Character Edit Cassette
 - Enhanced editing capabilities for program and data modification
- And, it works with your existing APPLE programs—Integer BASIC and Applesoft.


\$94.95




List ... \$200.00



\$359.00



List ... \$180.00



List ... \$225.00

NAME _____			
ADDRESS _____			
CITY _____		STATE _____	
ZIP _____		PHONE _____	
DESCRIPTION	PRICE	QUANTITY	AMOUNT
<input type="checkbox"/> 16 of A Card <input type="checkbox"/> MasterCard			Subtotal _____
Expiration Date _____ Card # _____ Signature _____			Calif. Residents 6% tax _____ Shipping _____ TOTAL AMOUNT ENCLOSED _____

RUN THIS PROGRAM
10 Enter data in form below
20 Goto mailbox
30 Mail form
40 Recieve the Personal
Computer Catalog
50 End
Well Done!

Follow this simple program and you will receive
 The Personal Computer Catalog. The one refer-
 ence book to fine quality personal computers,
 software, supplies and accessories.
 This valuable catalog is FREE so mail your order
 today.




Name _____
 Address _____
 City _____ State _____ Zip _____
 Do you own a computer? _____ What type? _____
 Do you use your computer for: _____ Business? _____
 Personal? _____ Education? _____ Other? _____

Mail this form to:

Weldon Electronics
 SERVING THE PERSONAL COMPUTER INDUSTRY
 Or phone: (612) 884-1475
 Weldon Electronics
 4150 Hillcrest Road
 Wayzata, MN 55391

AIM 65 BY ROCKWELL INTERNATIONAL



AIM 65 is fully assembled, tested and warranted. With the addition of a low cost, readily available power supply, it's ready to start working for you.

AIM 65 features on-board thermal printer and alphanumeric display, and a terminal-style keyboard. It has an addressing capability up to 65K bytes, and comes with a user-dedicated 1K or 4K RAM. Two installed 4K ROMs hold a powerful Advanced Interface Monitor program, and three spare sockets are included to expand on-board ROM or PROM up to 20K bytes.

An Application Connector provides for attaching a TTY and one or two audio cassette recorders, and gives external access to the user-dedicated general purpose I/O lines.

Also included as standard are a comprehensive AIM 65 User's Manual, a handy pocket reference card, an R6500 Hardware Manual, an R6500 Programming Manual and an AIM 65 schematic.

AIM 65 is packaged on two compact modules. The circuit module is 12 inches wide and 10 inches long, the keyboard module is 12 inches wide and 4 inches long. They are connected by a detachable cable.

THERMAL PRINTER

Most desired feature on low-cost microcomputer systems . . .

- Wide 20-column printout
- Versatile 5 x 7 dot matrix format
- Complete 64-character ASCII alphanumeric format
- Fast 120 lines per minute
- Quite thermal operation
- Proven reliability

FULL-SIZE ALPHANUMERIC KEYBOARD

Provides compatibility with system terminals . . .

- Standard 54 key, terminal-style layout
- 26 alphabetic characters
- 10 numeric characters
- 22 special characters
- 9 control functions
- 3 user-defined functions

TRUE ALPHANUMERIC DISPLAY

Provides legible and lengthy display . . .

- 20 characters wide
- 16-segment characters
- High contrast monolithic characters
- Complete 64-character ASCII alphanumeric format

PROVEN R6500 MICROCOMPUTER SYSTEM DEVICES

Reliable, high performance NMOS technology . . .

- R6502 Central Processing Unit (CPU), operating at 1 MHz. Has 65K address capability, 13 addressing modes and true index capability. Simple but powerful 56 instructions.
- Read/Write Memory, using R2114 Static RAM devices. Available in 1K byte and 4K byte versions.
- 8K Monitor Program Memory, using R2332 Static ROM devices. Has sockets to accept additional 2332 ROM or 2532 PROM devices, to expand on-board Program memory up to 20K bytes.
- R6532 RAM-Input/Output-Timer (RIOT) combination device. Multipurpose circuit for AIM 65 Monitor functions.
- Two R6522 Versatile Interface Adapter (VIA) devices, which support AIM 65 and user functions. Each VIA has two parallel and one serial 8-bit, bidirectional I/O ports, two 2-bit peripheral handshake control lines and two fully-programmable 16-bit interval timer/event counters.

BUILT-IN EXPANSION CAPABILITY

- 44-Pin Application Connector for peripheral add-ons
- 44-Pin Expansion Connector has full system bus
- Both connectors are KIM-1 compatible

TTY AND AUDIO CASSETTE INTERFACES

Standard interface to low-cost peripherals . . .

- 20 ma. current loop TTY interface
- Interface for two audio cassette recorders
- Two audio cassette formats: ASCII KIM-1 compatible and binary, blocked file assembler compatible

ROM RESIDENT ADVANCED INTERACTIVE MONITOR

Advanced features found only on larger systems . . .

- Monitor-generated prompts
- Single keystroke commands
- Address independent data entry
- Debug aids
- Error messages
- Option and user interface linkage

ADVANCED INTERACTIVE MONITOR COMMANDS

- Major Function Entry
- Instruction Entry and Disassembly
- Display/Alter Registers and Memory
- Manipulate Breakpoints
- Control Instruction/Trace
- Control Peripheral Devices
- Call User-Defined Functions
- Comprehensive Text Editor

LOW COST PLUG-IN ROM OPTIONS

- 4K Assembler—symbolic, two-pass
- 8K BASIC Interpreter

POWER SUPPLY SPECIFICATIONS

- +5 VDC \pm 5% regulated @ 2.0 amps (max)
- +24 VDC \pm 15% unregulated @ 2.5 amps (peak)
0.5 amps average

PRICE: \$375.00 (1K RAM)

Plus \$4.00 UPS (shipped in U.S. must give *street* address), \$10 parcel post to APO's, FPO's, Alaska, Hawaii, Canada, \$25 air mail to all other countries

We manufacture a complete line of high quality expansion boards. Use reader service card to be added to our mailing list, or U.S. residents send \$1.00 (International send \$3.00 U.S.) for airmail delivery of our complete catalog.

 **ENTERPRISES**
INCORPORATED

2967 W. Fairmount Avenue
Phoenix AZ 85017
(602)265-7564

