

HISTORY INFORMATION FOR THE FOLLOWING MANUAL:

SERVICE MANUAL

LA-4 CHASSIS

<u>MODEL NAME</u>	<u>REMOTE COMMANDER</u>	<u>DESTINATION</u>
KDF-46E2000	RM-YD010	US/CND
KDF-46E2010	RM-YD010	MEXICO
KDF-50E2000	RM-YD010	US/CND
KDF-50E2010	RM-YD010	MEXICO
KDF-55E2000	RM-YD010	US/CND
KDF-55E2010	RM-YD010	MEXICO

ORIGINAL MANUAL ISSUE DATE: 5/2006

 :UPDATED ITEM

<u>REVISION DATE</u>	<u>SUBJECT</u>
5/2006	No revisions or updates are applicable at this time.
6/2006	Replaced Pages 70, 72, & 73 to include Power supply note.
11/2006	Added PN for Holder, Connector (For T2 Board), Updated PN for Power Supply. Replaced pages 96 & 134.
1/2007	Corrected PN for Lamp Door. Replaced pages 94.
9/2007	Added PN for Bracket, HC (46) and Bracket, HC (55). Replaced Page 94 Added PN for Holder, Mirror (50U) and Holder, Mirror (50S). Replaced Page 94.

LCD PROJECTION TELEVISION

SONY[®]

SERVICE MANUAL

LA-4 CHASSIS

<u>MODEL NAME</u>	<u>REMOTE COMMANDER</u>	<u>DESTINATION</u>
KDF-46E2000	RM-YD010	US/CND
KDF-46E2010	RM-YD010	MEXICO
KDF-50E2000	RM-YD010	US/CND
KDF-50E2010	RM-YD010	MEXICO
KDF-55E2000	RM-YD010	US/CND
KDF-55E2010	RM-YD010	MEXICO



KDF-50E2010



RM-YD010

LCD PROJECTION TELEVISION

SONY®

TABLE OF CONTENTS

SECTION TITLE	PAGE	SECTION TITLE	PAGE
Specifications	4	SECTION 3: DIAGRAMS.....	53
Warnings and Cautions	6	3-1. Circuit Boards Location	53
Safety Check-Out	7	3-2. Printed Wiring Boards and Schematic Diagrams Information	53
Self-Diagnostic Function.....	8	3-3. Signal Flow Block Diagram	55
SECTION 1: DISASSEMBLY.....	14	3-4. Schematics and Supporting Information	56
1-1. Overview	14	A Board Schematic Diagram	56
1-2. Rear Cover Removal.....	15	B Board Schematic Diagram (1 of 11).....	58
1-3. Chassis Removal and Service Position	16	B Board Schematic Diagram (2 of 11).....	59
1-4. G Board Removal.....	16	B Board Schematic Diagram (3 of 11).....	60
1-5. B Block Assembly, A Block Assembly, Antenna, U Board and K Board Removal.....	17	B Board Schematic Diagram (4 of 11).....	61
1-6. Lamp Block Assembly and Optical Block Removal.....	18	B Board Schematic Diagram (5 of 11).....	62
1-6-1. Lamp Connector and T2 Board Removal	19	B Board Schematic Diagram (6 of 11).....	63
1-6-2. Lamp Driver Fan Removal.....	20	B Board Schematic Diagram (7 of 11).....	64
1-7. HC Board Removal	21	B Board Schematic Diagram (8 of 11).....	65
1-8. HA Board and HB Board Removal	21	B Board Schematic Diagram (9 of 11).....	66
1-9. Screen Frame Assembly and Speaker Removal	22	B Board Schematic Diagram (10 of 11).....	67
1-10. Mirror Assembly and Mirror Cover Assembly Removal.....	23	B Board Schematic Diagram (11 of 11).....	68
Wire Dressing.....	24	G Board Schematic Diagram (1 of 2).....	70
Caution Points.....	42	G Board Schematic Diagram (2 of 2).....	71
SECTION 2: CIRCUIT ADJUSTMENTS.....	49	HA Board Schematic Diagram	74
2-1. Using the Remote Commander for Electrical Adjustments ..	49	HB Board Schematic Diagram	76
2-2. Accessing Service Adjustment Mode	49	HC Board Schematic Diagram	78
2-3. Viewing the Service Menus.....	49	K Board Schematic Diagram.....	80
2-4. Using the Remote Commander to Change Service Data	50	S2 Board Schematic Diagram.....	83
2-4-1. Exiting Service Mode	51	T1 Board Schematic Diagram	86
2-5. Verifying Service Data Changes	51	T2 Board Schematic Diagram	86
2-6. Resetting Wega (User) Menu to Factory Defaults	51	U Board Schematic Diagram.....	91
2-7. H/V Center Confirmation and Adjustments	52	3-5. Semiconductors	93
2-8. IRIS Adjustments.....	52	SECTION 4: EXPLODED VIEWS	94
		4-1. Covers.....	94
		4-2. Chassis	95
		4-3. Optics Unit Block Assembly and Lamp Assembly	96
		SECTION 5: ELECTRICAL PARTS LIST	97
		APPENDIX A: REPLACING THE LAMP	A-1

SPECIFICATIONS

Power Requirements	120V AC, 60Hz		
Power Consumption (W)			
In Use (Max)	200W		
In Standby	Less than 0.8W		
Inputs/Outputs	HDMI IN	Component Video Input	
	2 Video - 1080i, 720p, 480p, 480i	3 (Y, P _B /C _B) (1 on Side Panel)	
	1 Audio - Two channel linear PCM 32, 44.1 and 48 kHz, 16, 20, and 24 bit	Y: 1.0 Vp-p, 75 ohms unbalanced, sync negative	
		P _B : 0.7 Vp-p, 75 ohms;	
		P _R : 0.7 Vp-p, 75 ohms	
	Video (IN)	Audio (VAR/FIX) Out	
	3 total (1 on side panel)	1 total	
	1Vp-p, 75ohms unbalanced, sync negative	500 mVrms at the maximum volume setting	
		(Variable)	
	S Video (IN)	500 mVrms (Fixed)	
	1 total	Impedance (Output):2 kilo ohm	
	Y: 1Vp-p, 75ohms unbalanced, sync negative		
	C: 0.286Vp-p (Burst signal), 75ohms		
	Audio (IN)	RF Input	
	5 total (1 on side panel)	2 total	
	500 mVrms (100% modulation)		
	Impedance:47 kilo ohms	Digital Audio Optical Output (PCM/Dolby Digital)	
		1 total	
		Optical Rectangular	

	KDF-46E2000 KDF-46E2010	KDF-50E2000 KDF-50E2010	KDF-55E2000 KDF-55E2010
Speaker Output (W)		12W (L), 12W (R)	
Dimensions (W x H x D)			
mm	1096 x 766 x 382 mm	1184 x 827 x 408 mm	1301 x 907 x 442 mm
in	43 ^{1/4} x 30 ^{1/4} x 15 ^{1/8} in	46 ^{5/8} x 32 ^{5/8} x 16 ^{1/8} in	51 ^{1/4} x 35 ^{3/4} x 17 ^{1/2} in
Mass			
kg	27 kg	29.3 kg	34 kg
lbs	59 lbs 5 oz	64 lbs 7 oz	75 lbs

Trademark Information



As an ENERGY STAR® Partner, Sony Corporation has determined that this product meets the ENERGY STAR® guidelines for energy efficiency.

ENERGY STAR® is a U.S. registered mark.

TruSurround XT, SRS and the (●)® symbol are trademarks of SRS Labs, Inc. TruSurround XT technology is incorporated under license from SRS Labs, Inc.



This TV is manufactured under license from Dolby Laboratories. "Dolby" and the double-D symbol are trademarks of Dolby Laboratories.

KDF-46E2000/50E2000/55E2000

WEGA, Grand WEGA, WEGA GATE, Steady Sound, Digital Reality Creation and CineMotion are registered trademarks of Sony Corporation.

BBE and BBE Symbol are trademarks of BBE Sound, Inc. and are licensed by BBE Sound, Inc. under U.S. Patent No. 4,638,258 and 4,482,866.

HDMI

This TV incorporates High-Definition Multimedia Interface (HDMI™) technology. HDMI, the HDMI logo and High-Definition Multimedia Interface are trademarks or registered trademarks of HDMI Licensing LLC.

Macintosh is a trademark licensed to Apple Computer, Inc., registered in the U.S.A and other countries.

KDF-46E2010/50E2010/55E2010

"BRAVIA" and BRAVIA are trademarks of Sony Corporation.

Design and specifications are subject to change without notice.

Television system

American TV standard, NTSC
ATSC Compliant 8VSB, ATSC (8VSB terrestrial)
ANSI/SCTE 07 2000, QAM on cable

Channel coverage

Terrestrial 2-69/ Cable TV: 2-125 (analog)
Terrestrial 2-69/ Cable TV: 2-135 (digital)

Screen Size (measured diagonally)

46 inches (KDF-46E2000/46E2010 Only)
50 inches (KDF-50E2000/50E2010 Only)
55 inches (KDF-55E2000/55E2010 Only)

Antenna

75-ohm external antenna terminal for VHF/UHF

Projection System

3 LCD Panels, 1 lens projection system

LCD Panel

0.73 inch TFT LCD panel
(1,280 x 720 pixels)

Projection Lens

High Performance, large diameter hybrid lens F2.4

Lamp

100W, XL-2400 Ultra High Pressure Lamp

Supplied Accessories

Remote Commander RM-YD010
Two Size AA (R6) Batteries
Operating Instructions
Quick Setup Guide
Warranty Card
Product Registration Card

Optional Accessories

HDMI Cable
HDMI-to-DVI Cable
Component Video Cable
S VIDEO Cable
A/V Cable
Audio Cable
TV Stand:
SU-RG12S (KDF-46E2000/46E2010 Only)
SU-RG12L (KDF-50E2000/50E2010/55E2000/55E2010 Only)

WARNINGS AND CAUTIONS


CAUTION

These servicing instructions are for use by qualified service personnel only. To reduce the risk of electric shock, do not perform any servicing other than that contained in the operating instructions unless you are qualified to do so.

WARNING!!

An isolation transformer should be used during any service to avoid possible shock hazard, because of live chassis. The chassis of this receiver is directly connected to the AC power line.

SAFETY-RELATED COMPONENT WARNING!!


Components identified by shading and  mark on the schematic diagrams, exploded views, and in the parts list are critical for safe operation. Replace these components with Sony parts whose part numbers appear as shown in this manual or in supplements published by Sony. Circuit adjustments that are critical for safe operation are identified in this manual. Follow these procedures whenever critical components are replaced or improper operation is suspected.

ATTENTION!!

Ces instructions de service sont à l'usage du personnel de service qualifié seulement. Pour prévenir le risque de choc électrique, ne pas faire l'entretien autre que celui contenu dans le Mode d'emploi à moins que vous soyez qualifié faire ainsi.

Afin d'éviter tout risque d'électrocution provenant d'un châssis sous tension, un transformateur d'isolement doit être utilisé lors de tout dépannage. Le châssis de ce récepteur est directement raccordé à l'alimentation du secteur.

ATTENTION AUX COMPOSANTS RELATIFS A LA SECURITE!!

Les composants identifiés par une trame et par une marque  sur les schémas de principe, les vues explosées et les listes de pièces sont d'une importance critique pour la sécurité du fonctionnement. Ne les remplacer que par des composants Sony dont le numéro de pièce est indiqué dans le présent manuel ou dans des suppléments publiés par Sony. Les réglages de circuit dont l'importance est critique pour la sécurité du fonctionnement sont identifiés dans le présent manuel. Suivre ces procédures lors de chaque remplacement de composants critiques, ou lorsqu'un mauvais fonctionnement suspecte.

SAFETY CHECK-OUT

After correcting the original service problem, perform the following safety checks before releasing the set to the customer:

1. Check the area of your repair for unsoldered or poorly soldered connections. Check the entire board surface for solder splashes and bridges.
2. Check the interboard wiring to ensure that no wires are "pinched" or touching high-wattage resistors.
3. Check that all control knobs, shields, covers, ground straps, and mounting hardware have been replaced. Be absolutely certain that you have replaced all the insulators.
4. Look for unauthorized replacement parts, particularly transistors, that were installed during a previous repair. Point them out to the customer and recommend their replacement.
5. Look for parts which, though functioning, show obvious signs of deterioration. Point them out to the customer and recommend their replacement.
6. Check the line cords for cracks and abrasion. Recommend the replacement of any such line cord to the customer.
7. Check the B+ and HV to see if they are specified values. Make sure your instruments are accurate; be suspicious of your HV meter if sets always have low HV.
8. Check the antenna terminals, metal trim, "metallized" knobs, screws, and all other exposed metal parts for AC leakage. Check leakage as described below.

Leakage Test

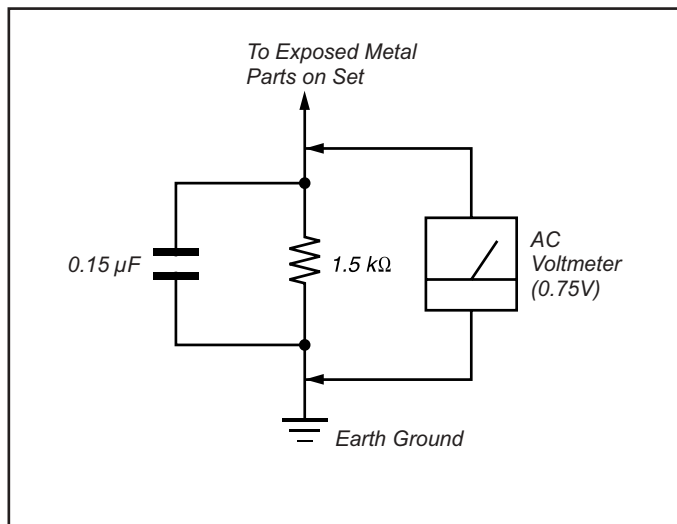


Figure A. Using an AC voltmeter to check AC leakage.

The AC leakage from any exposed metal part to earth ground and from all exposed metal parts to any exposed metal part having a return to chassis, must not exceed 0.5 mA (500 microamperes). Leakage current can be measured by any one of three methods.

1. A commercial leakage tester, such as the Simpson 229 or RCA WT-540A. Follow the manufacturers' instructions to use these instructions.
2. A battery-operated AC milliammeter. The Data Precision 245 digital multimeter is suitable for this job.
3. Measuring the voltage drop across a resistor by means of a VOM or battery-operated AC voltmeter. The "limit" indication is 0.75 V, so analog meters must have an accurate low voltage scale. The Simpson's 250 and Sanwa SH-63TRD are examples of passive VOMs that are suitable. Nearly all battery-operated digital multimeters that have a 2 VAC range are suitable (see Figure A).

How to Find a Good Earth Ground

A cold-water pipe is a guaranteed earth ground; the cover-plate retaining screw on most AC outlet boxes is also at earth ground. If the retaining screw is to be used as your earth ground, verify that it is at ground by measuring the resistance between it and a cold-water pipe with an ohmmeter. The reading should be zero ohms.

If a cold-water pipe is not accessible, connect a 60- to 100-watt trouble-light (not a neon lamp) between the hot side of the receptacle and the retaining screw. Try both slots, if necessary, to locate the hot side on the line; the lamp should light at normal brilliance if the screw is at ground potential (see Figure B).

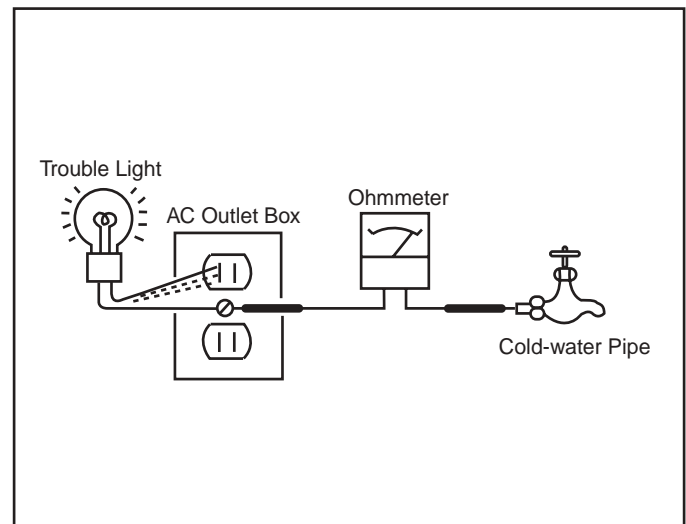


Figure B. Checking for earth ground.

SELF-DIAGNOSTIC FUNCTION



The units in this manual contain a self-diagnostic function. If an error occurs, the POWER/STANDBY will automatically begin to flash. The number of times the LED flashes translates to a probable source of the problem. A definition of the POWER/STANDBY flash indicators is listed in the instruction manual for the user's knowledge and reference. If an error symptom is difficult to reproduced use the Remote Commander to display the record that is stored at the internal NVM to specify the cause of the failure.

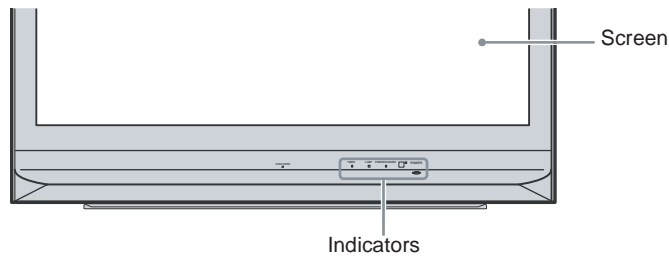
Diagnostic Test Indicators

When an error occurs, the POWER/STANDBY will flash a set number of times to indicate the possible cause of the problem. If there is more than one error, the POWER/STANDBY will identify the first of the problem areas. If the errors occur simultaneously, the one that corresponds to the fewest flashes is identified first.

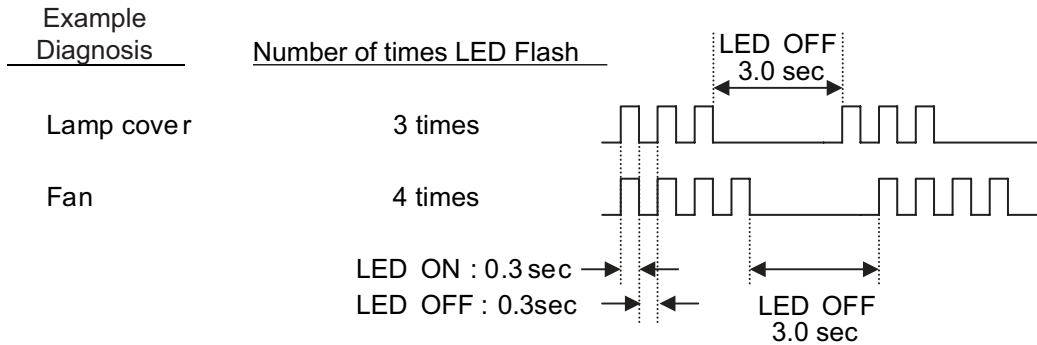
Results for all of the following diagnostic items are displayed on screen. (No error has occurred if the screen displays a "0".)

Diagnosis Item	Number of times POWER/STANDBY indicator blinks	Probable Cause/ Location	Detected symptoms
Temp error	2 times	- Set temperture is high. - Temp sensor connector is not attached securely. (CN110 on HB board, CN160 on S2 board)	- No Picture/No sound
Lamp cover / Lamp position error	3 times	- Lamp cover is not securely attached (T1 Bd) -Lamp is not inserted properly (T2 Bd)	- No Picture/No sound
Fan error	4 times	- Fan 1-4 power is not supplied. (B board) - Fan connector is not securely attached . -Fan caught wires or harnesses.	- No Picture/No sound
Lamp driver error	5 times	- Lamp driver is faulty.	- No Picture/No sound
LowB LVP Thermal Fuse Open	6 times	- Check 10.5V audio IC (B Board)	- Relay click on/off
LowB OVP	8 times	-B -10.5V is over voltage. (B board)	- No Picture/No sound
Lamp Error	LAMP-LED flashes	- Lamp is burnt out.	- No Picture/No sound

DISPLAY OF POWER/STANDBY OR LAMP LED FLASH COUNT



- One flash is not used for self-diagnosis.



RELEASING THE POWER/STANDBY LED FLASH

Unplug the power cord from the outlet to temporarily stop the POWER/STANDBY lamp from flashing.

Self-Diagnostic Screen Display

For failures that are difficult to reproduce, or accompany occasional power off and/or picture mute, the Self-Diagnostic screen display is useful to specify the cause.

VIEWING THE SELF-DIAGNOSTIC SCREEN

- TV must be in standby mode. (Power off).
- Press the following buttons on the Remote Commander within a second of each other:

DISPLAY → Channel **5** → Volume **4** → **POWER**

NOTE: This differs from the method of accessing service mode which is Volume **+**

Sample Self-Diagnostic Screen Display

SELF CHECK		
1 :	LAMP_ERR	0
2 :	Lamp Temp Over	0
3 :	LAMP_COVER	0
4 :	FAN_ERR	1
5 :	LAMP_DRIVER	0
6 :	LowB-ERROR	0
8 :	D_OVP	0
101 :	WDT	0
Name: KDF-50E2000		
Serial: XXXXXXXX		

"1" is displayed when an error is detected one or more times
"0" is displayed when no error has been detected

NOTE: To refresh the Self Check menu when all the items are not displayed, press **JUMP** on the Remote Commander.

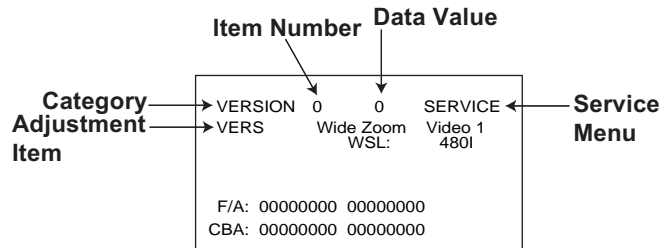
- Proceed to Viewing the Self-Diagnostic Errors.

VIEWING THE SELF-DIAGNOSTIC ERRORS

The TV MICRO service menu contains a Log category that stores the errors. To view the first error detected, display the SHUTDOWN_LOG1 Adjustment Item of the STATUS category. If other errors are detected, they are stored in the SHUTDOWN_LOG2 Adjustment Item of the STATUS category.

1. TV must be in standby mode. (Power off).
2. Press the following buttons on the Remote Commander within a second of each other:

DISPLAY → Channel **5** → Volume **+** → **POWER**.



3. Do one of the following:
 - a. If the TV MICRO Service Menu is displayed, proceed to the next step.
 - b. If the TV Micro Service Menu is not displayed, press **JUMP** on the Remote Commander until the TV MICRO service menu is displayed.
4. Do one of the following:
 - a. If the STATUS Category is displayed, proceed to the next step.
 - b. If the STATUS Category is not displayed, press **2** or **5** on the Remote Comman until the STATUS Category is displayed.
5. The SHUTDOWN_LOG1 Adjustment Item is the first item of the STATUS Category and contains the first error the set detected.
6. To view additional errors, press **1** until the SHUTDOWN_LOG2 Adjustment Item is displayed
7. After repairing the errors, proceed to Clearing the Self-Diagnostic Screen.

CLEARING THE SELF-DIAGNOSTIC SCREEN

The self-diagnostic results displayed on the screen are not cleared automatically, therefore you should always check the self-diagnostic screen during repairs. When you have completed the repairs, clear the self-diagnostic screen to reset the results to "0".

Note: The self-diagnostic function will not be able to detect any subsequent faults after completion of the repairs unless the Self-Diagnostic result display is cleared to reset the results to "0".

1. If the Self-Diagnostic screen is already displayed, proceed to step 3. If not, Power off (Set to Standby mode).
2. Press **DISPLAY** → Channel **5** → Sound Volume **+** → **POWER**
3. Press Channel **8** → **ENT**

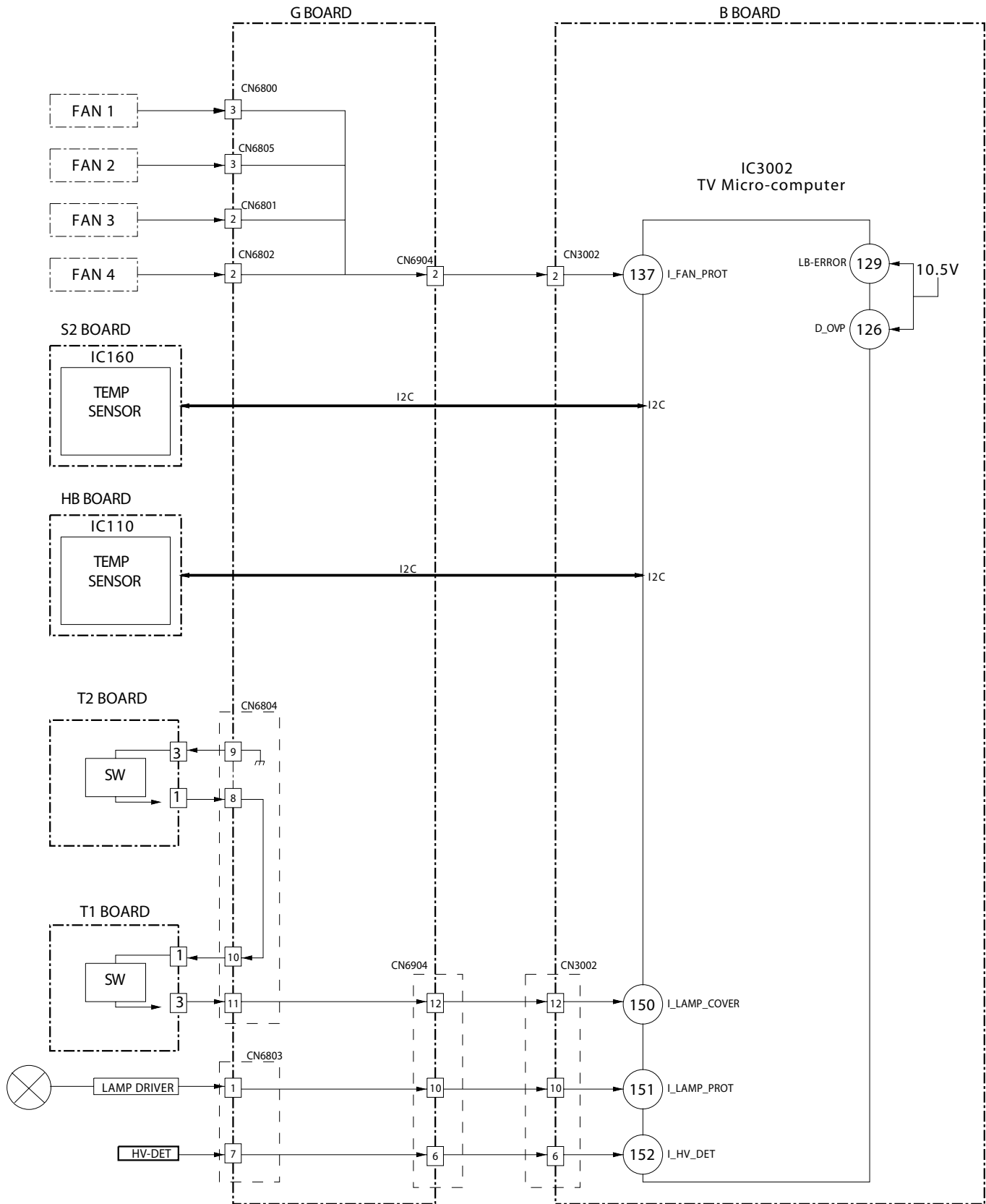
The status in the upper right corner changes to "WRITE". When the operation is complete, the status returns to "SERVICE" and the Self-Diagnostic screen is reset.

4. To exit the Self-Diagnostic screen, turn the power off.

SELF-DIAGNOSTIC FUNCTION OPERATION

- | | | |
|------|--------------------------------|---|
| 2 | : Temp | When the temperature sensor on the S2 board detects high temperature, or I2C line connector (CN6804:G board, CN160:S2 board) is not seated securely, the TV-micro turns off the lamp. When the temperature sensor on the HB board detects high temperature, or I2C line connector (CN3008:B board, CN110:HB board) is not seated securely, the TV-micro turns off the lamp. |
| 3 | : Lamp Cover/
Lamp Position | The rib at the back of the lamp cover closes the SW on the T1 board. The lamp closes the SW on the T2 board. It is monitored by the TV micro (pin150 of IC3002) and turns off the lamp when it is opened. |
| 4 | : Fan Error | Fan rotation is detected by "FAN-PROT" and the TV-micro (pin137 of IC3002) turns off the lamp when it is "high". |
| 5 | : Lamp driver | When the "LAMP-PROT" (pin151 IC3002) is high, the lamp is not turned on. If the "LAMP-HV-DET" (pin152 IC3002) is low at the same time, it is classified as no high voltage of the lamp driver. |
| 6 | : Low B LVP | When no "B_10.5V" is detected, pin129 of TV-micro is low and it turns off the main power. |
| 8 | : Low B OVP | When overvoltage of "B_10.5V" is detected, pin126 of the TV-micro is low and it turns off the main power. |
| LAMP | : Lamp | When the "LAMP-PROT" (pin151 of IC3002) (normally at 0V) is high (5V), the Self Diagnosis detects the problem and puts the set into Lamp protect mode and turns the lamp off.
If the "LAMP-HV-DET" (pin152 of IC3002) is high at the same time, it is classified as no lamp or a burned out lamp. |

SELF-DIAGNOSTIC BLOCK DIAGRAM



READING LAMP AND PANEL TIME

The TV_Micro menu of the Service Menu displays the current lamp and panel time of a set. The Lamp Hours and Panel Hours are shown in hexadecimal format.

1. TV must be in standby mode. (Power off).
2. Press the following buttons on the Remote Commander within a second of each other:

DISPLAY → Channel **5** → Volume **+** → **POWER**.

One of the three Service Menu displays. (For more information regarding the Service Menus, see 2-2. Accessing Service Adjustment Mode.)

VERSION	0 0	SERVICE	
VERS	Wide Zoom	Video 1	
WSL:	480I		

3. To read the Lamp time, press **4** to display the **TIME** category and the **LMPH** item.

The screen displays:

TIME	0 0	SERVICE	
LMPH	Wide Zoom	TV	
LMPH:	01H	LMPL:	A0H

Total hours 256 Total hours 160
Total LAMP TIME is **416** hours

4. To read the Panel time, press **4** to display the **PHLH** item.

The screen displays:

TIME	0 0	SERVICE	
PNLH	Wide Zoom	TV	
PNLH:	01H	PNLL:	A0H

Total hours 256 Total hours 160
Total PANEL TIME is **416** hours

5. Do one of the following:
 - a. If you have replaced the lamp, proceed to step 4 of "Resetting the Lamp Time".
 - b. If you have not replaced the lamp, turn off the set by pressing **POWER**.

RESETTING THE LAMP TIME

When replacing the lamp, use the following to reset the lamp time.

1. If the Self-Diagnostic screen is already displayed, proceed to step 4. If not, Power off (Set to Standby mode).
2. Press **DISPLAY** → Channel **5** → Sound Volume **-** → **POWER**.
3. To access the Lamp reset, press **5** until the **TIME** category displays.
4. Press **1** until the **RSET** item displays.

TIME	0 0	SERVICE	
RSET	Wide Zoom	TV	

5. To reset the Lamp time, press **3** to change the data value to 1.

TIME	0 1	SERVICE	
RSET	Wide Zoom	TV	

6. Press **MUTING** → **ENT** to write the change into memory.

TIME	0 1	WRITE	
RSET	Wide Zoom	TV	

6. To verify the Lamp has been reset press **5** until the **TIME** category displays, and then press **1** until the **LMPH** item displays.

NOTE: You cannot reset the Panel time with the Service menu.

EXITING SERVICE MODE

After completing the changes, exit service mode by turning off the set using the Remote Commander or the power switch.

NOTE: After exiting service mode wait 2 minutes before restarting the set to allow the fans to shut down properly.

SECTION 1: DISASSEMBLY

1-1. OVERVIEW

TOOLS NEEDED


Long Phillips Screwdriver

Needle Nose Pliers

Small Flathead Screwdriver or Jewelers Screwdriver

The connectors in the MIX5 chassis have been redesigned to ensure they are securely fasten to the boards. Please review the illustrations below.


Use caution not to rock the Type 2 or Type 3 connectors when removing or reinstalling to avoid breaking the solder leads off the Printed Circuit Boards.




TYPE 1




TYPE 2




TYPE 3




LIFT ONE SIDE AT A TIME
BY PUSHING TAB IN WITH
SMALL SCREWDRIVER



SQUEEZE DOWN ON
TAB TO RELEASE





SQUEEZE LOCKING TAB
TOWARDS CONNECTOR
BEFORE PULLING FREE



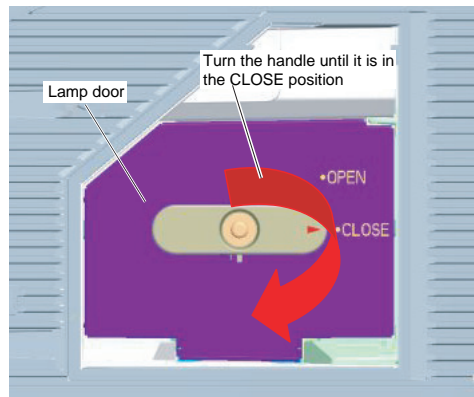
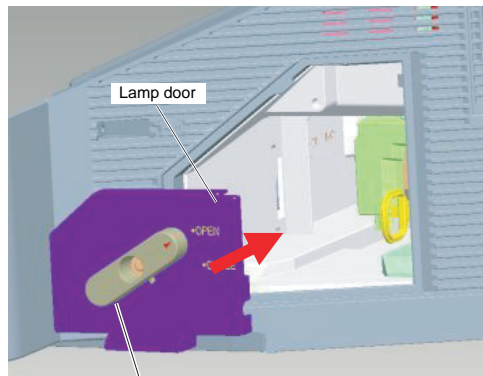
**CAUTION! IF THE TYPE 2 FEMALE
CONNECTOR HAS A SLOT (AS SHOWN)
MAKE SURE THE LOCK TAB SEATS INSIDE
THIS SLOT.**

1-2. REAR COVER REMOVAL

- ① Pull down the claw to release the Lamp Door
- ② Remove the Lamp Door
- ③ Remove 13 screws (+BVTP2 4X16) to remove the Rear Cover



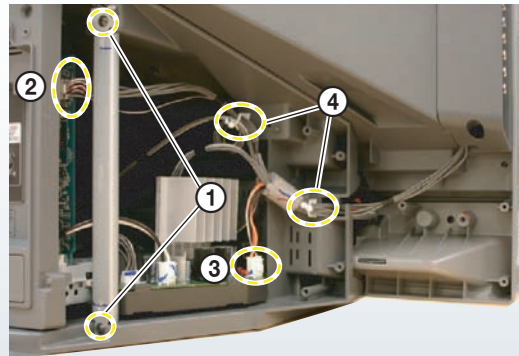


When reassembling the rear cover, be sure to securely lock the lamp door to avoid a lamp cover failure warning.




1-3. CHASSIS REMOVAL AND SERVICE POSITION

- ① Remove 2 screws to release the Left Stay
- ② Disconnect CN8400 from U Board
- ③ Disconnect CN2500 from K Board
- ④ Release wires from purse locks
- ⑤ Gently pull chassis out towards the right of the TV to access connectors on B Block Assembly.
- ⑥ Disconnect CN308 and CN3750 on B Block Assembly
- ⑦ Release connectors from Wire Holders
- ⑧ Remove 4 screws to release the G Board
- ⑨ Remove 6 screws to detach Metal Shield from G Board




1-4. G BOARD REMOVAL

Using the picture above as a reference, disconnect CN6018, CN6801, CN6804, CN6803, CN6800, CN6805, CN6900, CN6901, CN6009, CN6002, CN6904, and CN6010.



1-5. B BLOCK ASSEMBLY, A BLOCK ASSEMBLY, ANTENNA, U BOARD AND K BOARD REMOVAL



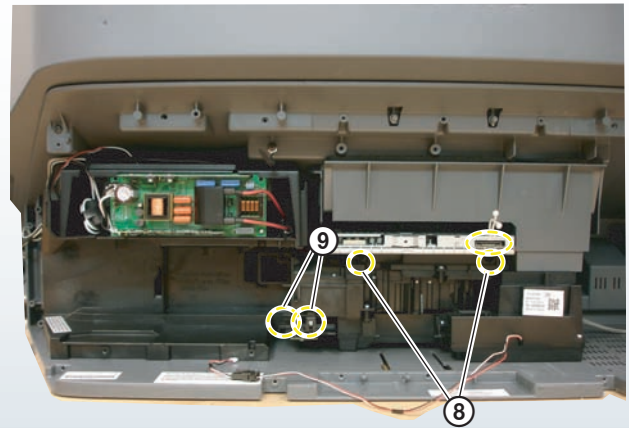


- ① Remove 6 screws and 2 hexagon washers to release the Terminal Bracket from the U Board.
On the U Board, disconnect CN8400 then using a flat head screw driver gently release the CN3006 connector from the B Board to remove the U Board.
- ② Disconnect the coaxial cable to release the antenna switch. Remove 3 screws then gently lift the A Block Assembly up to disconnect CN1002 from the B Block Assembly.
- ③ Using caution remove the LVDS cable from the B Board, then remove 1 screw (connecting the B Block Assy & K Board to the Main Bracket) and lift up on the tab of the Main Bracket to release the B Block Assembly.
- ④ Using tweezers gently pinch the fan dampers to release the fan.
- ⑤ On the K Board, disconnect CN2502 then remove 1 screw to release the K Board. Gently pull the K Board out of the Main Bracket.



1-6. LAMP BLOCK ASSEMBLY AND OPTICAL BLOCK REMOVAL



Note: Remove the Lamp door and Lamp before removing the Lamp Block Assembly
(See “Replacing the Lamp” in the Appendix section of this service manual.)

- ① Remove 2 screws to release the Right Stay.
- ② Disconnect CN150 T1 Board
- ③ Disconnect CN155 T2 Board
- ④ Disconnect the Thermal Fuse connector.
- ⑤ Disconnect CN160 S2 Board
- ⑥ Remove 2 screws then pull out the fan cover.
- ⑦ Turn the fan cover over to remove the T1 Board and S2 Board.
- ⑧ Using caution remove the LVDS cable and 2 screws.
- ⑨ Remove 2 screws to release the Lamp Block Assembly and the Optical Block assembly from the cabinet.
- ⑩ Gently pull the Lamp Block Assembly and the Optical Block Assembly out of the cabinet.
- ⑪ Turn the assemblies around 180 degrees and release the high voltage lead from the purse lock.



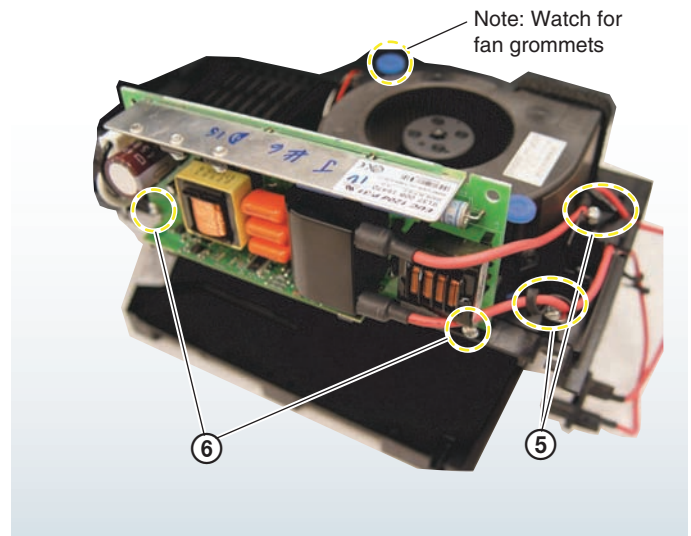



1-6-1. LAMP CONNECTOR AND T2 BOARD REMOVAL

- ① Pull retaining clip outward to release and drop the high voltage connector and the T2 Bracket.
- ② Separate the HV Connector from the bracket.
- ③ Remove 1 screw to release the T2 Board.



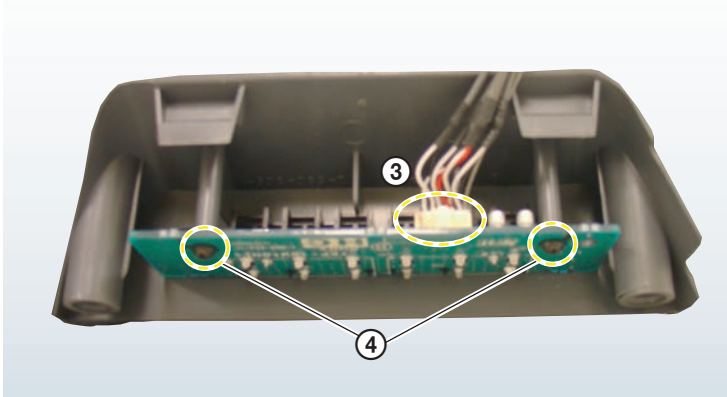

1-6-2. LAMP DRIVER FAN REMOVAL

- ① From the inside of the assembly, release the 3 claws securing the fan duct, then remove the fan duct by grasping as shown.
- ② Remove 1 screw.
- ③ Release 3 clips to detach cover.
- ④ Remove Fan.
- ⑤ Release wire from wire holders.
- ⑥ Remove 2 screws.






1-7. HC BOARD REMOVAL

- ① Remove 2 screws to detach the H2 Bracket.
- ② Disconnect connector.
- ③ Remove 2 screws.
- ④ Lift out to remove HC Board.



1-8. HA BOARD AND HB BOARD REMOVAL




- ① Remove 2 screws from inside the front panel.
- ② Using a screwdriver, gently push through the hole to release the speaker grill.
- ③ Firmly pull on the speaker grill to detach from the cabinet.
- ④ Disconnect CN7000 and remove 2 screws to release the HA Board
- ⑤ Disconnect CN7020 and remove 2 screws to release the HB Board



1-9. SCREEN FRAME ASSEMBLY AND SPEAKER REMOVAL

CAUTION: When removing the Screen Frame Assembly be sure to clean the Mirror and Diffusion Plate(s) to remove any dust particles.


- ① Release the wire harness from the purse locks.
- ② Disconnect the CN2500 from the K Board.
- ③ Remove 15 screws to detach the Mirror Cover Assembly from the Screen Frame Assembly.
- ④ Remove 4 screws to detach the Screen Frame Assembly from the front bezel.
- ⑤ Gently pull the Screen Frame Assembly forward.
- ⑥ Remove 20 screws from the screen frame to release the diffusion plates. Be sure to keep the retaining brackets.
- ⑦ To remove the speakers, remove 2 screws and release the speaker wires.



1-10. MIRROR ASSEMBLY AND MIRROR COVER ASSEMBLY REMOVAL





CAUTION: When removing the Mirror Cover Assembly be sure to clean the Mirror and Diffusion Plate(s) to remove any dust particles.

- ① Remove 4 screws to release the 2 top mirror brackets.
- ② Remove 3 screws to release the mirror holders (46" & 50" models only)
- ③ Using caution gently lift the mirror up and out of the mirror cover. (Slide the mirror up and to one side on the 55" model to release it from the mirror holders.)
- ④ Remove 4 screws to detach the front of the Mirror Cover Assembly from the cabinet.
- ⑤ Remove 2 screws from back of the cover and then lift the Mirror Cover Assembly off of the cabinet.




WIRE DRESSING

BALLAST WIRE DRESSING



BALLAST WIRE DRESSING (CONTINUED)





1-910-024-31 Connector Assy should be dressed around Heat Sink and around Duct Block Cover as shown above.

BOTTOM BLOCK WIRE DRESSING

Before installing chassis Dress CN3004[B], CN8400[U], and CN3008[B] to purse lock on bottom block as shown.

Loop Video 2 Connector before installing into Purse Lock as shown to avoid Connector Assy from Touching [K] Board Heat Sink.



ONLY FOR 46" and 50" models




Install Ferrite Clamp
154383011 to the following Connector Assys

1. Speaker Conn Assy
2. HA/HB Conn Assy
3. HC Conn Assy

C BLOCK WIRE DRESSING




CHASSIS WIRE DRESSING



Dress [B] Block Fan and [K] Board Connector Assy to Purse Lock on [B] Block as shown above.

DUCT BLOCK ASSEMBLY WIRE DRESSING



Dress the following Connector Assys to Purse Lock on Duct Block Assy :


1. CN150 [T1]
2. X1 (Ballast)
3. X2 (Ballast)

Note:
Duct Block Fan is not installed to Purse Lock


Dress the following Connector Assys to Wire Holder on Bottom Block:

1. 1-910-024-29
2. X1 (Ballast)
3. X2 (Ballast)
4. Duct Block Assy Fan
5. Optical Block Fan

Route Lamp Fan "inside" of 1-910-024-29 and Inside of X2 (Ballast Power)




G BOARD WIRE DRESSING



G-Board Wire Pin Holders Instructions. There are (3) wire pin Holders on the [G] board. See below to see which wires are dressed to each wire pin holder

1. LVDS and 8P CN6009[G]
2. LVDS, 8P CN6009, and 7P CN3004[B]
3. LVDS and 7P CN3004[B]

Ensure wires are dressed to the side of the G Board as shown.



Install Purse Lock
404928101 PURSE LOCK (DIA.11)


Purse lock should hold the following:

- 32P Conn Assy [G] to [B]
- 3P Conn Assy [G] to [K]
- 3P Conn Assy [G] to ANT SWT
- 3P Conn Assy [G] to B-Bik FAN

After installing Purse Lock ensure "open" end is facing towards the front of the set.

OPTICAL BLOCK ASSEMBLY WIRE DRESSING

ROUTE IRS CONNECTOR AS SHOWN




APPLY HIMELONE TAPE TO SECURE IRIS CONNECTOR AS SHOWN ABOVE.
APPLY TAPE SO THAT THE CONNECTOR ASSEMBLY WILL NOT BE IN SHADED AREA ABOVE.


APPLY HIMELONE TAPE AS SHOWN ABOVE AND DRESS IRIS CONNECTOR ASSY TO WIRE HOLDER AS SHOWN BELOW



IF CONNECTOR ASSEMBLY IS IN THE SHADED AREA IT WILL GET PINCHED BETWEEN THE OPTICAL BLOCK ASSEMBLY AND THE BOTTOM BLOCK ASSEMBLY WHEN INSTALLED.




OPTICAL BLOCK ASSEMBLY LIGHTNING GROUND POSITION



- Secure Ring Terminal of 1-910-016-90 to G-Block as shown above.
- Install Faston Terminal to Antenna Switch.

Note: Orientation of ring terminal should be towards the top of the set.




SPEAKER GRILL WIRE DRESSING




For 55", **MUST use 2 screws on each side** (total 4 screws) to secure Speaker Grill to Screen Frame.

For 50" and 46" use only 1 screws each side (total 2 screws)

SPEAKER GRILL WIRE DRESSING (CONTINUED)



See above for Connector Assy Routing of CN110 [HB]



See above for Connector Assy Routing of CN100 [HA]

SPEAKER GRILL WIRE DRESSING (CONTINUED)




Dress HA/HB Connector Assy to Wire holder as shown above.



When routing HA/HB Connector Assy through Wire Holder "RED" tape should be approximately in the position shown above.

SPEAKER GRILL WIRE DRESSING (CONTINUED)





NO Sound
Cushion on 55"
and 46" Speaker
Grill




- 1) Use **Holder (M3)**, **Wire 2-594-860-01** and **3x12 screw** to wire dress as shown
- 2) Wire must enter from the bottom of Cable Holder 2-599-956-01 as shown
- 3) **Must pull wire to the right** to minimize sound vib from wire assy (around Control Tray Bracket and Cable Holder area)

SPEAKER GRILL ASSEMBLY CUSHIONS

Add 2-638-237-02 Cushion, Sound (SF) to 55" Speaker Grill 2-671-852-



Align Sound
(SF)
Cushion to
the lines as
shown




SPEAKER WIRE DRESSING



Dress Positive Tab of Speaker wire around speaker bracket and then Himelon Tape should be installed to secure the wire as shown.


Wire Should be pulled so that there is no excess wire.

THIS IS VERY IMPORTANT TO AVOID NOISE DUE TO SPEAKER VIBRATION



Tape should wrap around bracket as shown to the right and securely hold the speaker wire so that it does not move once the tape is applied.


SPEAKER WIRE DRESSING (CONTINUED)



Speaker Bracket must be secured following the above Screw Order.



Note:
PCN MB607734 Shows different Tape position
please disregard that location and use above



RIGHT SPEAKER WIRE DRESSING


Dress Positive Tab of Speaker wire around speaker bracket and then Himelon Tape should be installed to secure the wire as shown.

Wire Should be pulled so that there is no excess wire.


THIS IS VERY IMPORTANT TO AVOID NOISE DUE TO SPEAKER VIBRATION



Tape should wrap around bracket as shown to the right and securely hold the speaker wire so that it does not move once the tape is applied.



LEFT SPEAKER WIRE DRESSING



Apply Himelon tape to speaker wire as shown to the left.

Speaker wire must be placed inside Grooved slot in speaker and then secured with Himelon Tape.


Before applying tape ensure as much slack is taken out of the wire by pulling it towards the negative terminal.



Wire Holder is installed on speaker bracket as shown.

Remove as much slack out of wire before dressing it to the wire holder.

LEFT SPEAKER WIRE DRESSING (CONTINUED)



After dressing to wire holder
dress wire through speaker
bracket as shown to the left.

All these applies for 55", 46"


For 50", this starts from MP set #1 (no
need to re-work PP and PVT sets)

CAUTION POINTS

BOTTOM BLOCK ASSEMBLY HIMELON TAPE LOCATION



Apply tape on B-Shield to keep LVDS Connector Assy and 7P CN3004 Connector on [B] from being "pinched" when Chassis is installed into Bottom Block




Himelton Tape should secure the (2) connectors coming from the Ballast, the Fan connector Assy and 3P Connector Assy from T1

ONLY FOR 50" MODELS

Himelton Tape should secure Duct Block Assy fan Connector as shown

Connector Assy should be pulled tight against fan Duct in order to avoid vibration of wire against bracket.




BOTTOM BLOCK WIRE DRESSING CAUTION POINTS

Before installing chassis Dress CN3004[B], CN8400[U], and CN3008[B] to purse lock on bottom block as shown.

Loop Video 2 Connector before installing into Purse Lock as shown to avoid Connector Assy from Touching [K] Board Heat Sink.

ONLY FOR 46" and 50" models



Ensure no excess wire is hanging loose in this area.

THIS IS VERY IMPORTANT TO AVOID NOISE DUE TO SPEAKER VIBRATION



After dressing Speaker Wire, HA/HB Connector Assy and HC Connector Assy to Bottom Block.

REMOVE as much excess slack in wires and dress to Purse Lock.

CHASSIS WIRE DRESSING CAUTION POINTS

-Install Angled Purse Lock to C Shield as shown to the right.

-Dress 15P connector Assy, LVDS Connector Assy and Optical Block Fan Connector Assy to Purse Lock as shown.




-Apply Himelton to [K] Board Power Connector Assy and tape to B -Shield as shown.

-Tape must be placed in this position to avoid connector from being pinched by [U] bracket when installed.

DAMPER AND GASKET CAUTION POINTS



When Pulling the damper through the fan be careful not to use excessive force which may break the damper in this area



ALIGN GASKET WITH EDGE OF SHIELD TAB


0 + 3mm
- 0mm

0 + 3mm
- 0mm

269304701
GASKET(5 X 10 X 30)

ALIGN GASKET WITH EDGE OF RAISED SURFACE

G BOARD WIRE DRESSING CAUTION POINTS





G-Board Wire Pin Holders Instructions. There are (3) wire pin Holders on the [G] board. See below to see which wires are dressed to each wire pin holder

1. LVDS and 8P CN6009[G]
2. LVDS, 8P CN6009, and 7P CN3004[B]
3. LVDS and 7P CN3004[B]

When Dressing 1-910-024-29 and Duct Block Fan to wire Holder ensure the wires are not positioned above capacitors on [G].

This is to avoid the connector wires from touching the rear cover.



Install Purse Lock
404928101 PURSE LOCK (DIA.11)

Purselock should hold the following:


- 32P Conn Assy [G] to [B]
- 3P Conn Assy [G] to [K]
- 3P Conn Assy [G] to ANT SWT
- 3P Conn Assy [G] to B-Bik FAN

RIGHT SPEAKER WIRE DRESSING CAUTION POINTS


Dress Positive Tab of Speaker wire around speaker bracket and then Himelon Tape should be installed to secure the wire as shown.

Wire Should be pulled so that there is no excess wire.


THIS IS VERY IMPORTANT TO AVOID NOISE DUE TO SPEAKER VIBRATION



Tape should wrap around bracket as shown to the right and securely hold the speaker wire so that it does not move once the tape is applied.



LEFT SPEAKER WIRE DRESSING CAUTION POINTS



Apply Himelon tape to speaker wire as shown to the left.

Speaker wire must be placed inside Grooved slot in speaker and then secured with Himelon Tape.

Before applying tape ensure as much slack is taken out of the wire by pulling it towards the negative terminal.



Wire Holder is installed on speaker bracket as shown.

Remove as much slack out of wire before dressing it to the wire holder.

ONLY FOR 50" MODELS



After dressing to wire holder dress wire through speaker bracket as shown to the left.

SECTION 2: CIRCUIT ADJUSTMENTS

2-1. USING THE REMOTE COMMANDER FOR ELECTRICAL ADJUSTMENTS

To adjust various set features, use the Remote Commander to put the set into service mode to display the service menus and categories.

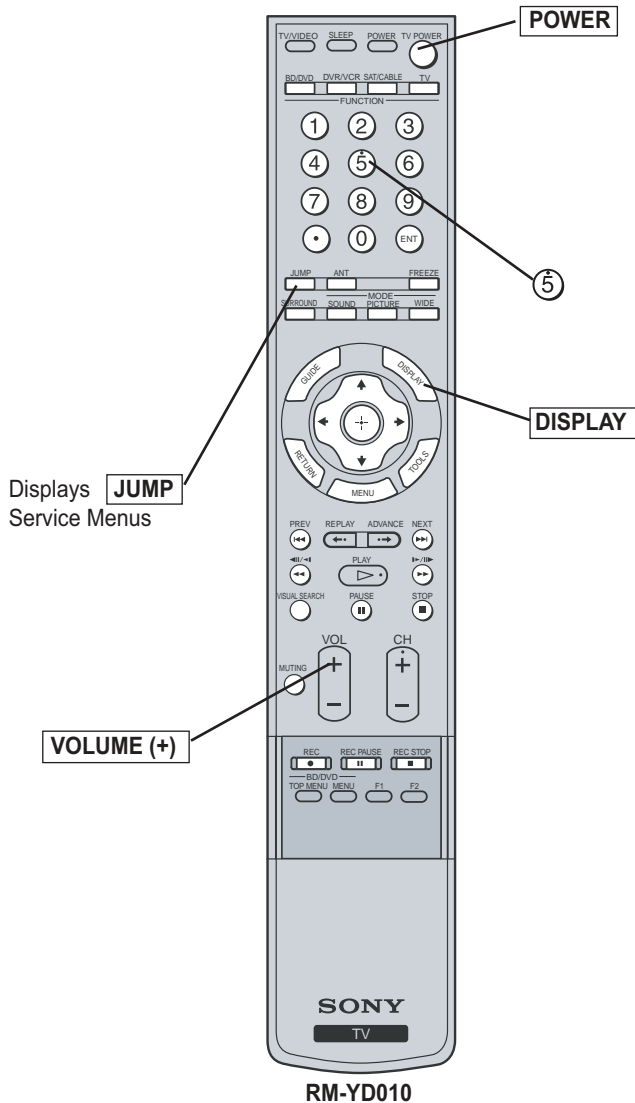
Equipment Needed:

- ✓ Pattern Generator (with component outputs)
- ✓ Oscilloscope
- ✓ Digital multimeter

2-2. ACCESSING SERVICE ADJUSTMENT MODE

1. TV must be in standby mode. (Power off).
2. Press the following buttons on the Remote Commander within a second of each other:

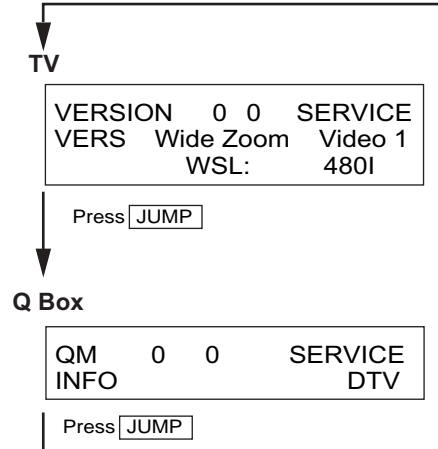
DISPLAY → Channel **5** → Volume **+** → **POWER**.



2-3. VIEWING THE SERVICE MENUS

Use the Remote Commander to view the 3 service menu options.

1. To display the **Service Menu** that contains the Category you want to adjust, press **JUMP** on the Remote Commander.
(For a complete list of the service Categories refer to Service Menus)

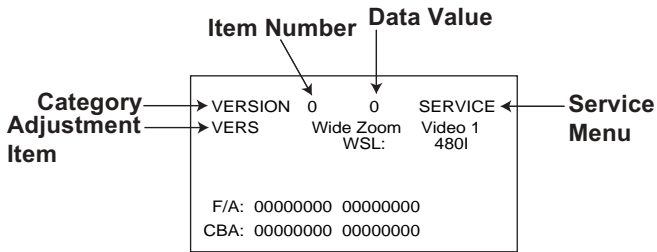


Sample TV Service Menu

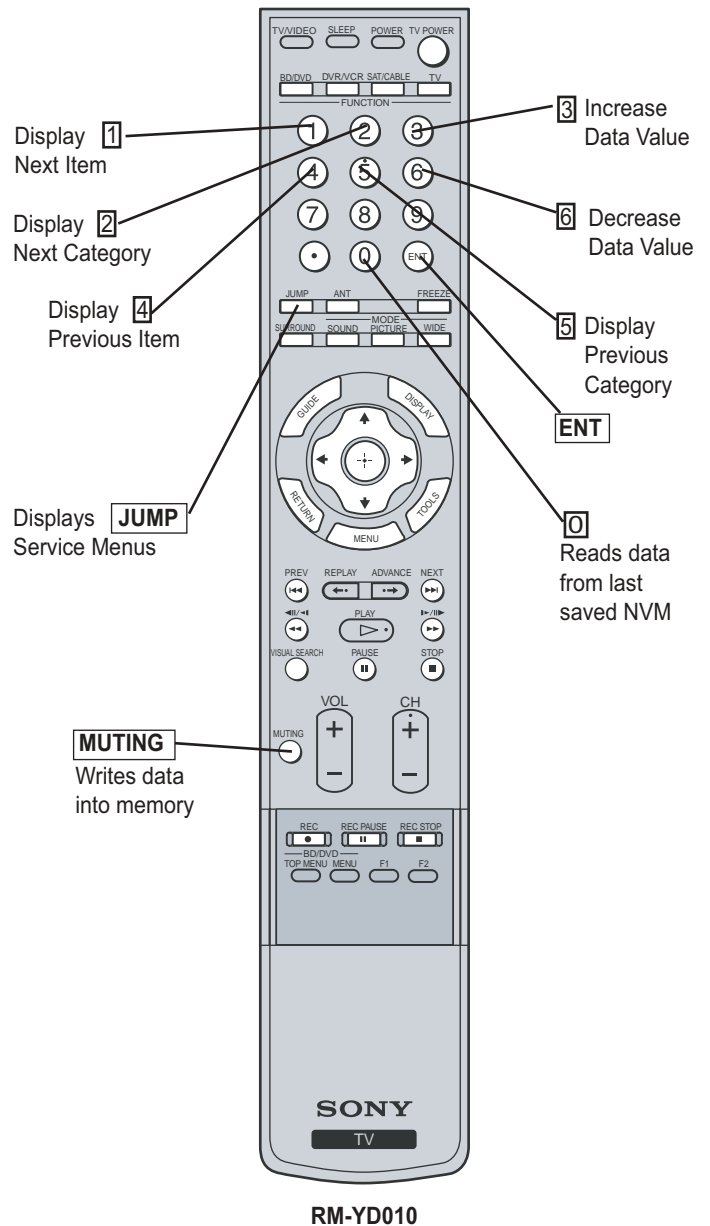
The first service menu (TV) displays.

2-4. USING THE REMOTE COMMANDER TO CHANGE SERVICE DATA

Use the buttons on the Remote Commander to access the service menu items and adjust the data values.



1. Access Service Adjustment Mode and select the Service Menu that contains the Category with the Adjustment Item you want to change.
2. To change the **Category**, press **2** or **5** on the Remote Commander.
Note: Pressing **2** or **5** only changes the categories within the Service Menu displayed. To change a Category on one of the other Service Menus, press the **JUMP** button until the correct Service Menu is displayed.
3. To change the **Adjustment Item**, press **1** or **4** on the Remote Commander.
4. To change the **Data Value**, press **3** or **6** on the Remote Commander.
Note: To go back to the last saved Data Value, press **0** then **ENT** on the Remote Commander to read the memory.
5. To save the changes, press **MUTING** then **ENT** to write into memory.
6. To exit service mode, turn the power off by pressing **POWER**.
Wait 2 minutes before restarting the set to allow the fans to completely shut down or the Service Menu will appear on the screen.



SERVICE MENUS

(CATEGORIES ONLY)

TV MICRO	TV MICRO (cont.)	Q BOX
VERSION	IRIS_DBC	QM
ID	IRIS_ADJ	QT
NVM_SEL	IRIS_UFOFS	
MODEL	IRIS_WBOFS	
OSD	IRIS_SCSB	
CCD	IRIS_FIXED	
CCT	DSP_STEP	
OPTIONS	DSP_SURR	
CXA2229Q	DSP_MIXR	
USER_NR	DSP_AGC	
LPF_1	DSP_BT	
SNNR	DSP_BBE	
SNSS	DSP_DRC	
CCPM_1	DSP_BQ	
CCPM_2	FAN_CTRL	
CCPM_3	TEMP_SRV	
CCPM_4	TEMP_BRTO	
CCPM_5	PAWN_3DG	
CCPM_6	PAWN_SYS	
CCPM_7	PAWN_CAP	
CCPM_8	PAWN_MUT	
CCPM_9	PAWN_PIC	
CCPM_10	PAWN_BLK	
CCPM_11	PAWN_WBO	
CCPM_12	PAWN_TSP	
HELIOS_1	PAWN_CUR	
HELIOS_2	PAWN_TIM	
HELIOS_3	PAWN_HPF	
HELIOS_4	IRIS_APL	
HELIOS_5	TIME	
SCREEN	IMG_SHIFT	
DCP_INT	HDMI	
DCP_OSD		
DCP_BLK		
DCP_ADJ1		
DCP_ADJ2		
DCP_USER		
DCP_AVP		
A7001R		
A7001G		
A7001B		
A7007R		
A7007G		
A7007B		
A7007RGB		

2-4-1. EXITING SERVICE MODE

After completing the changes, exit service mode by turning off the set using the Remote Commander or the power switch.

NOTE: After exiting service mode wait 2 minutes before restarting the set to allow the fans to shut down properly.

2-5. VERIFYING SERVICE DATA CHANGES

1. After completing all adjustments turn the set off with the Remote Commander and **WAIT** for the fans to turn off before proceeding to the next step.

Note: It may take up to two minutes for the fans to stop.

Caution: To avoid over heating the lamp, do not unplug the set until the fans have stopped.

2. After the fans have stopped, unplug the set from the AC outlet, then plug the set back in the AC outlet.
3. To verify the changes repeat steps 1 through 3 of 2-4. Using the Remote Commander to Change Service Data.
4. To exit service mode, turn the power off by pressing [POWER]. Wait 2 minutes before restarting the set to allow the fans to completely shut down or the Service Menu will appear on the screen.

NOTE: After exiting service mode wait 2 minutes before restarting the set to allow the fans to shut down properly.

2-6. RESETTNG WEGA (USER) MENU TO FACTORY DEFAULTS

Use the following instructions to restore the User Controls and Channel Memory settings to the preset factory conditions.

1. Turn the TV on by press [POWER] on the Remote Commander.
2. While holding down the [▲] on the Remote Commander, press the POWER button on the Front Panel of the set.

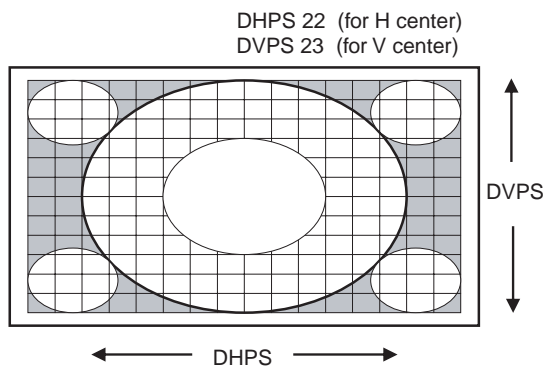
The set restarts and displays the initial setup screen. This may take several minutes.

2-7. H/V CENTER CONFIRMATION AND ADJUSTMENTS

Use the following instructions to adjust the pictures horizontal and vertical center after replacing either of the following:

- ✓ Optical Block Assembly
- ✓ Mirror Cover

1. Set the signal to RF Monoscope, check the H/V center in "Full" picture mode.
2. If the center is shifted, adjust the Horizontal and/or Vertical settings.
 - a. Access Service Adjustment Mode.
 - b. Press **[2]** until the **HELIOS_3** category displays.
 - c. To adjust the Horizontal setting, press **[1]** until the **DHPS (22)** item displays.
 - d. Press **[3]** to increase the data value, or **[6]** to decrease the data value.
 - e. To adjust the Vertical setting, press **[1]** to display the **DVPS (23)** item.
 - f. Press **[3]** to increase the data value, or **[6]** to decrease the data value.
 - g. To save the changes, press **[MUTING]** then **[ENT]** to write into memory.
 - h. To exit service mode, turn the power off by pressing **[POWER]**.
Wait 2 minutes before restarting the set to allow the fans to completely shut down or the Service Menu will appear on the screen.



2-8. IRIS ADJUSTMENTS

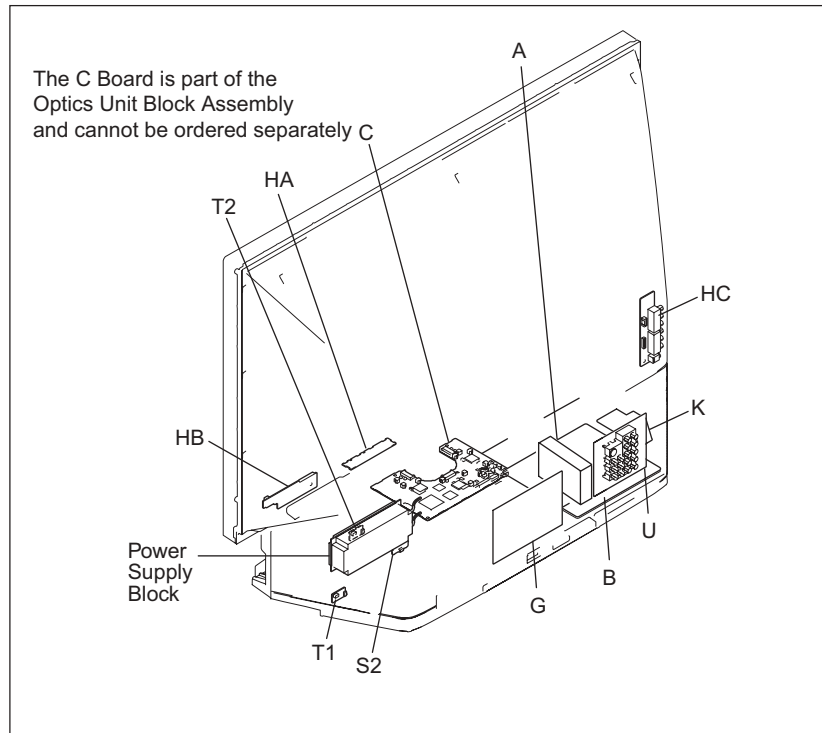
Use the following instructions to adjust the IRIS after replacing either of the following:

- ✓ Optical Block Assembly
- ✓ B Block Assembly

1. Access Service Adjustment Mode.
2. Press **[2]** until the **IRIS_ADJ** category displays.
3. Press **[1]** until the **AUTO (7)** item displays.
4. Press **[3]** to change the data value to 1.
5. Wait approximately 5 seconds until the data value is reset to 0.
6. To exit service mode, turn the power off by pressing **[POWER]**.
Wait 2 minutes before restarting the set to allow the fans to completely shut down or the Service Menu will appear on the screen.

SECTION 3: DIAGRAMS

3-1. CIRCUIT BOARDS LOCATION



3-2. PRINTED WIRING BOARDS AND SCHEMATIC DIAGRAMS INFORMATION

All capacitors are in μF unless otherwise noted. pF : μF 50WV or less are not indicated except for electrolytics and tantalums.

All electrolytics are in 50V unless otherwise specified.

All resistors are in ohms. $\text{k}\Omega=1000\Omega$, $\text{M}\Omega=1000\text{k}\Omega$

Indication of resistance, which does not have one for rating electrical power, is as follows: Pitch : 5mm

Rating electrical power : $\frac{1}{4}$ W

$\frac{1}{4}$ W in resistance, $\frac{1}{10}$ W and $\frac{1}{16}$ W in chip resistance.

: nonflammable resistor

: fusible resistor

: internal component

: panel designation and adjustment for repair

: earth ground

: earth-chassis

All variable and adjustable resistors have characteristic curve B, unless otherwise noted.

Readings are taken with a color-bar signal input.

Readings are taken with a $10\text{M}\Omega$ digital multimeter.

Voltages are DC with respect to ground unless otherwise noted.

Voltage variations may be noted due to normal production tolerances.

All voltages are in V.

S : Measurement impossibility.

: B+line.

: B-line. (Actual measured value may be different).

: signal path. (RF)

Circled numbers are waveform references.

The components identified by shading and are critical for safety. Replace only with part number specified.

The symbol indicates a fast operating fuse and is displayed on the component side of the board. Replace only with fuse of the same rating as marked.

Les composants identifiés par un trame et une marque sont critiques pour la sécurité. Ne les remplacer que par une pièce portant le numéro spécifié.

Le symbole indique une fusible à action rapide. Doit être remplacé par une fusible de même valeur, comme marqué.

REFERENCE INFORMATION

RESISTOR

- : RN METAL FILM
- : RC SOLID
- : FPRD NONFLAMMABLE CARBON
- : FUSE NONFLAMMABLE FUSIBLE
- : RW NONFLAMMABLE WIREWOUND
- : RS NONFLAMMABLE METAL OXIDE
- : RB NONFLAMMABLE CEMENT
- : ※ ADJUSTMENT RESISTOR

COIL

- : LF-8L MICRO INDUCTOR

CAPACITOR

- : TA TANTALUM
- : PS STYROL
- : PP POLYPROPYLENE
- : PT MYLAR
- : MPS METALIZED POLYESTER
- : MPP METALIZED POLYPROPYLENE
- : ALB BIPOLAR
- : ALT HIGH TEMPERATURE
- : ALR HIGH RIPPLE

Terminal name of semiconductors in silk screen printed circuit (※)

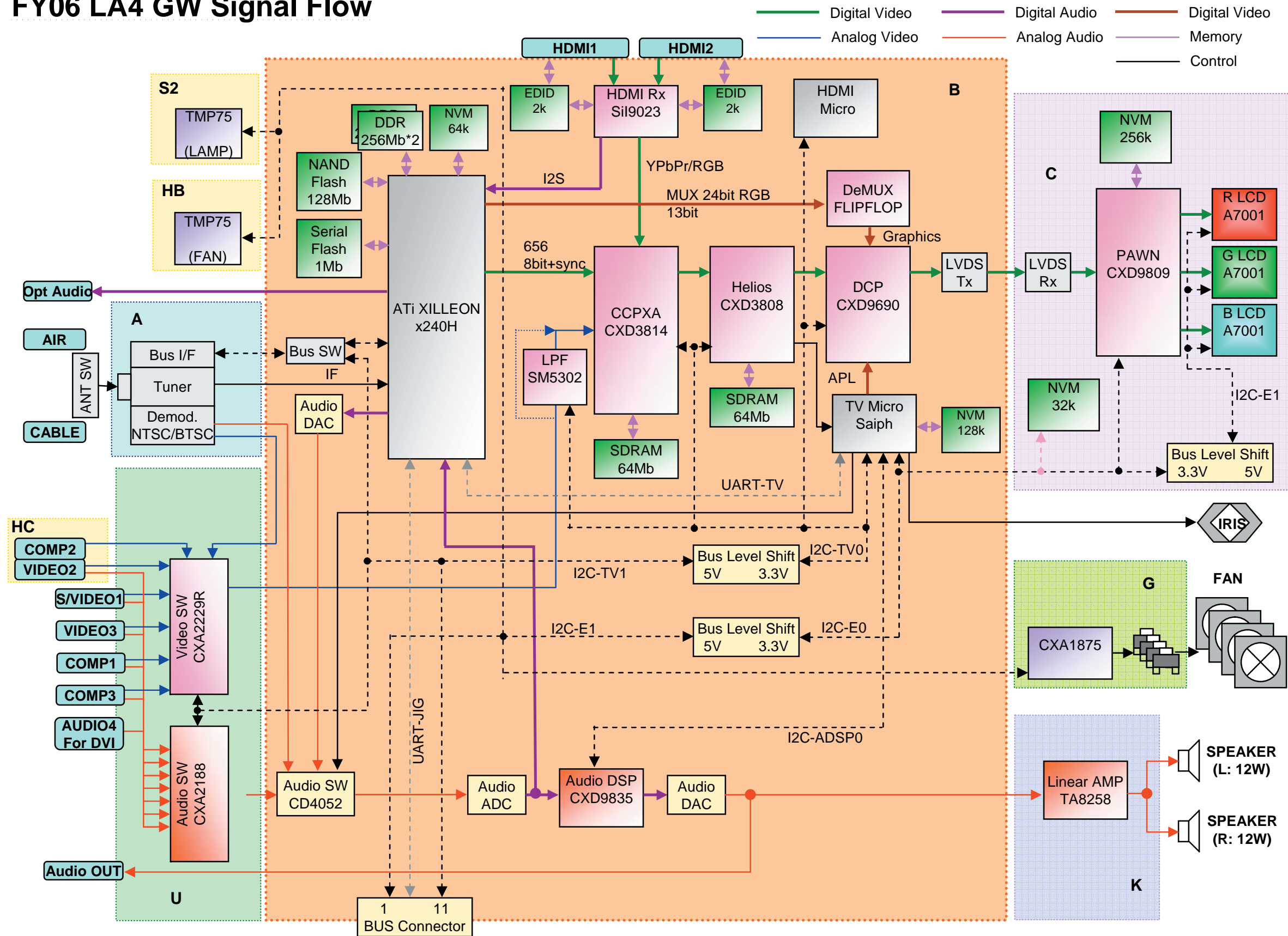
	Device	Printed symbol	Terminal name	Circuit
①	Transistor		Collector Base Emitter	
②	Transistor		Collector Base Emitter	
③	Diode		Cathode Anode	
④	Diode		Cathode Anode (NC)	
⑤	Diode		Cathode Anode (NC)	
⑥	Diode		Common Anode Cathode	
⑦	Diode		Common Anode Cathode	
⑧	Diode		Common Anode Anode	
⑨	Diode		Common Anode Anode	
⑩	Diode		Common Cathode Cathode	
⑪	Diode		Common Cathode Cathode	
⑫	Diode		Anode Anode Cathode Cathode	
⑬	Transistor (FET)		Drain Source Gate	
⑭	Transistor (FET)		Drain Source Gate	
⑮	Transistor (FET)		Source Drain Gate	
⑯	Transistor		Emitter Collector Base	
⑰	Transistor		C2 B1 E1 E2 B2 C1	
⑱	Transistor		C1 B2 E2 E1 B1 C2	
⑲	Transistor		C1 B2 E2 E1 B1 C2	
⑲	Transistor		C1 B2 E2 E1 B1 C2	
⑲	Transistor		E2 B1 E1 C2 C1(B2)	
⑲	Transistor		(B2) B1 E1 E2 C1 C2	
⑲	Transistor		(B2) E2 E1 B1 C2 C1	
—	Discrete semiconductor			

(Chip semiconductors that are not actually used are included.)

Ver.1.5

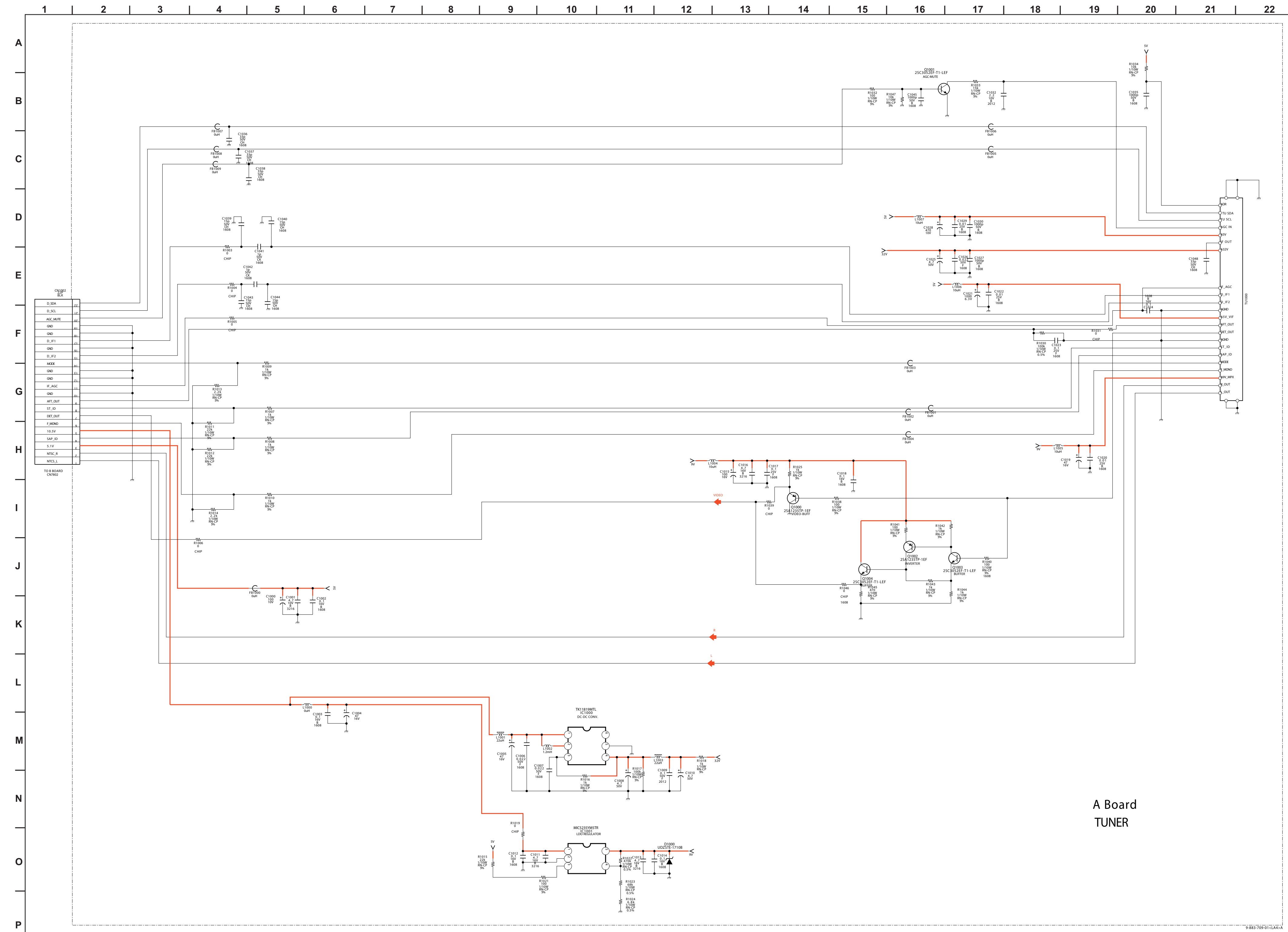
3-3. SIGNAL FLOW BLOCK DIAGRAM

FY06 LA4 GW Signal Flow



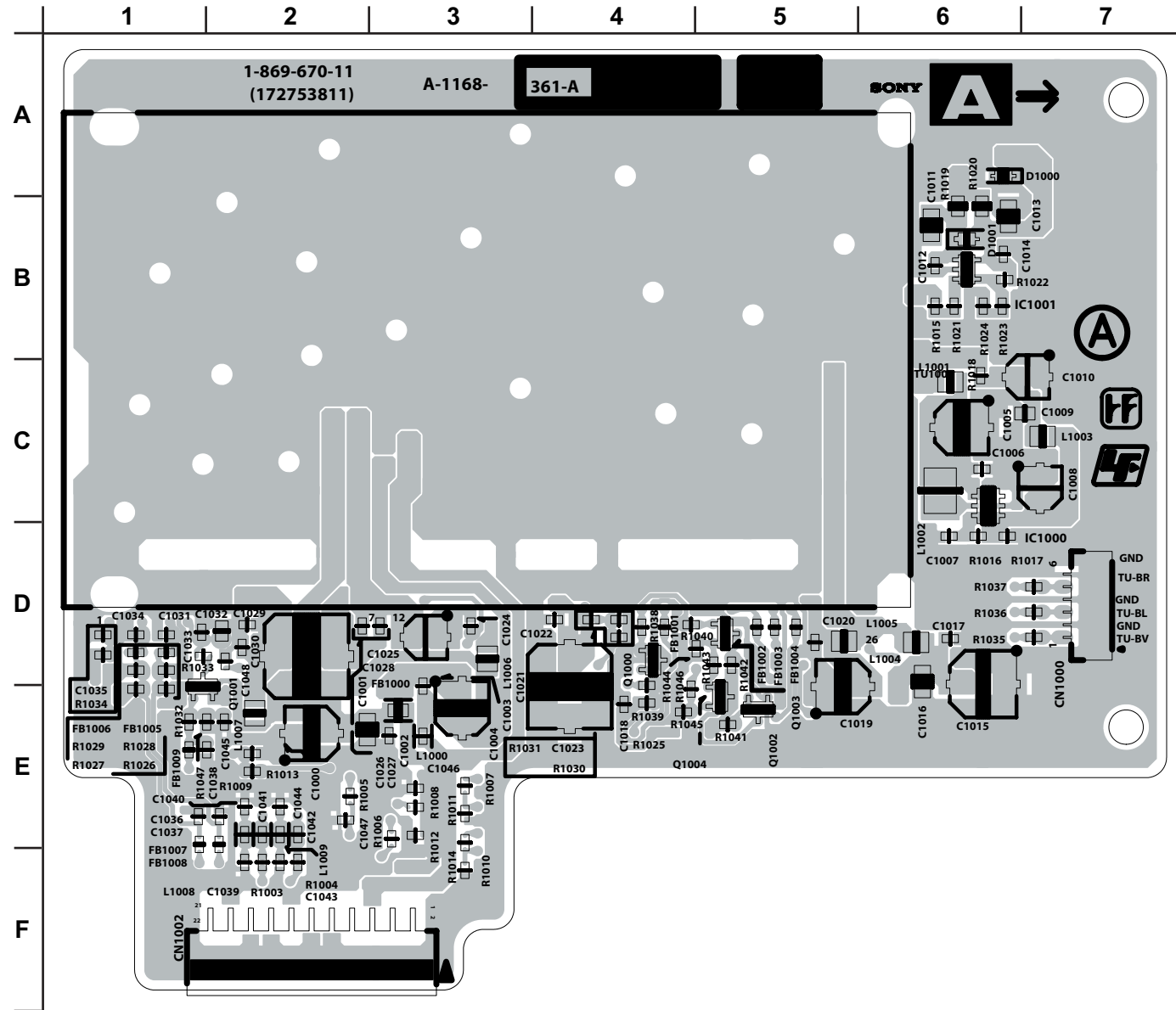
3-4. SCHEMATICS AND SUPPORTING INFORMATION

A BOARD SCHEMATIC DIAGRAM Due to the complexity of this board, performing component level field repairs is not recommended. If service is required, complete block assembly replacement is the preferred repair method.

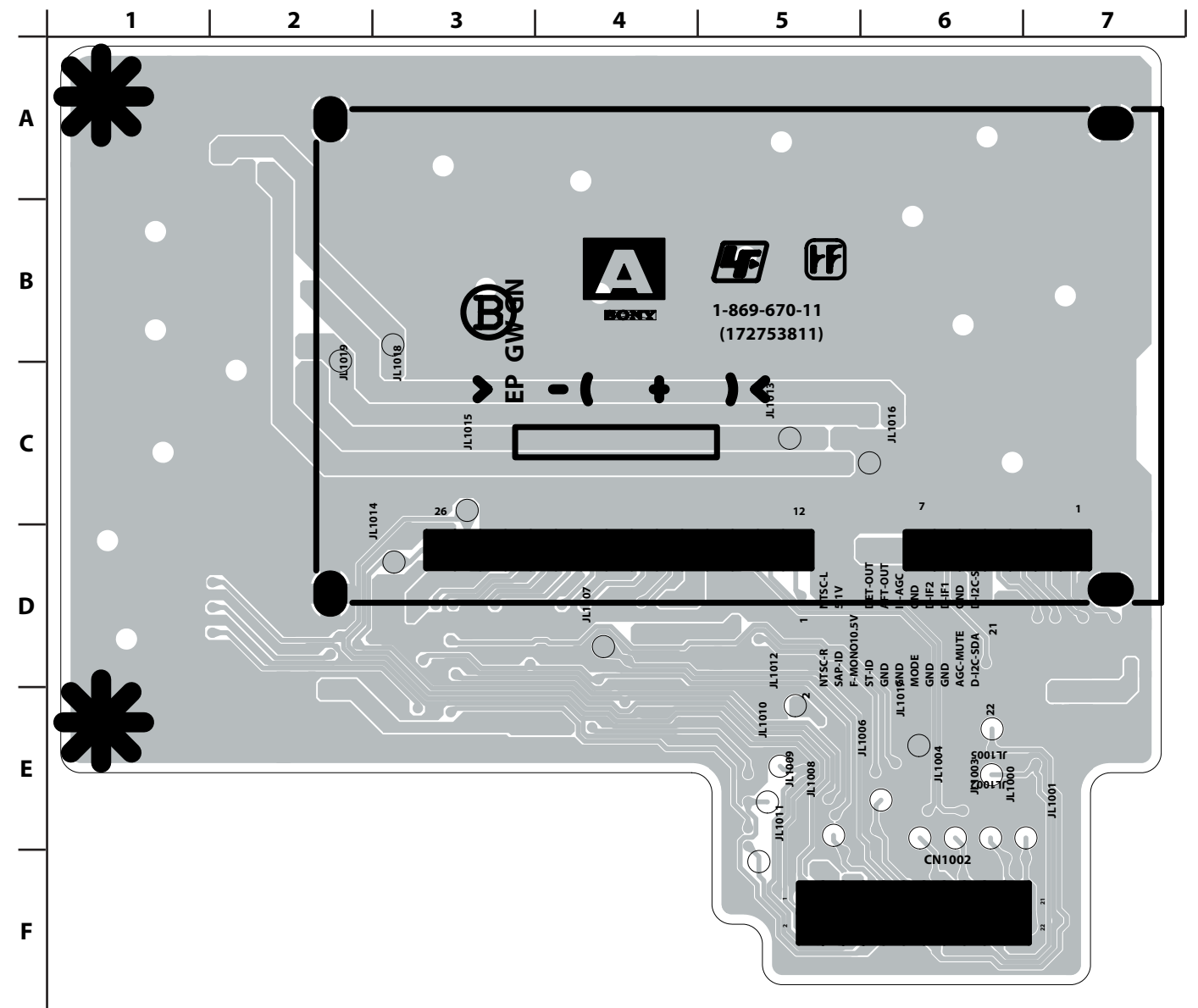


A Board
TUNER

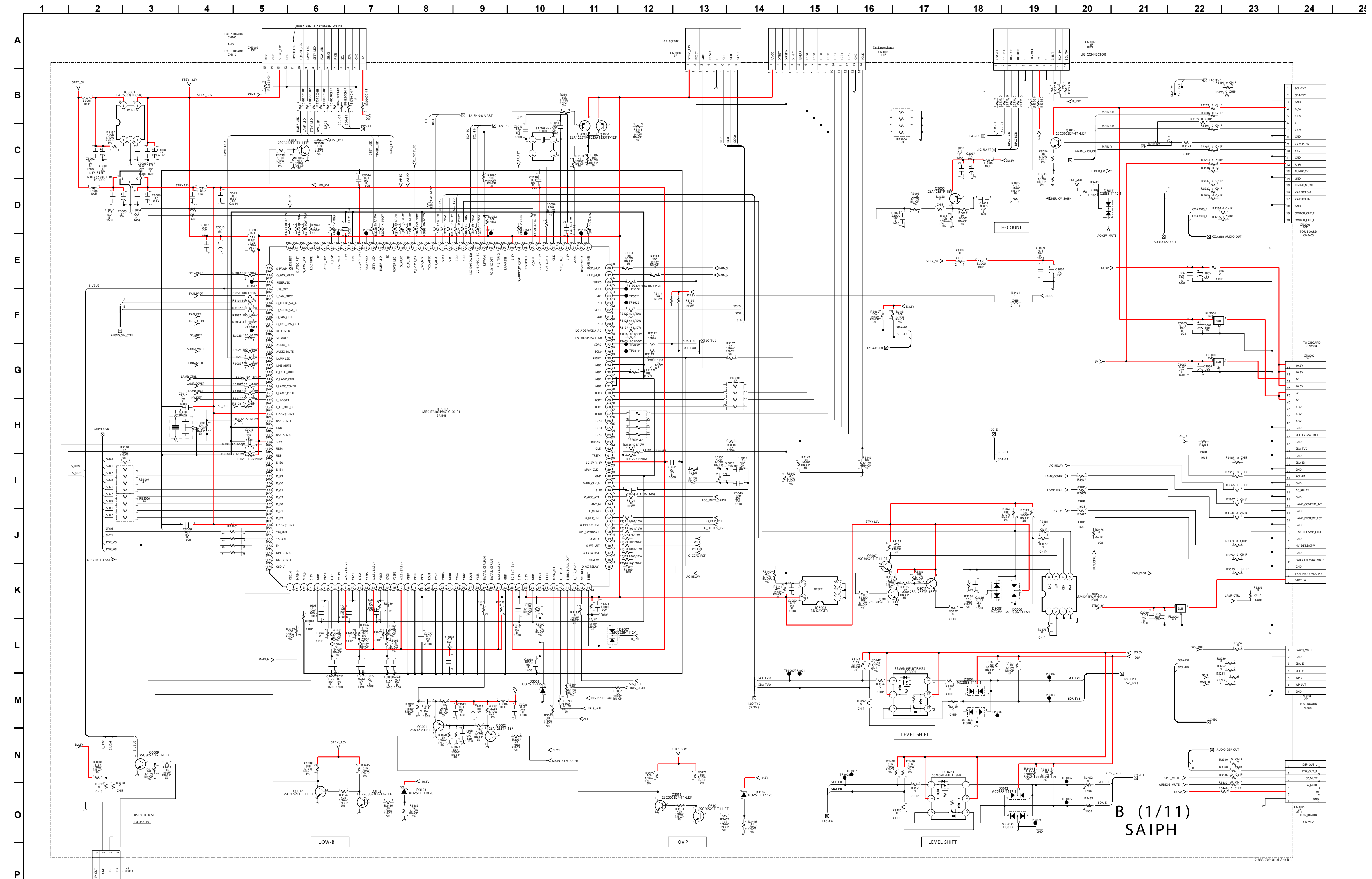
A [TUNER]
COMPONENT SIDE



A [TUNER]
CONDUCTOR SIDE

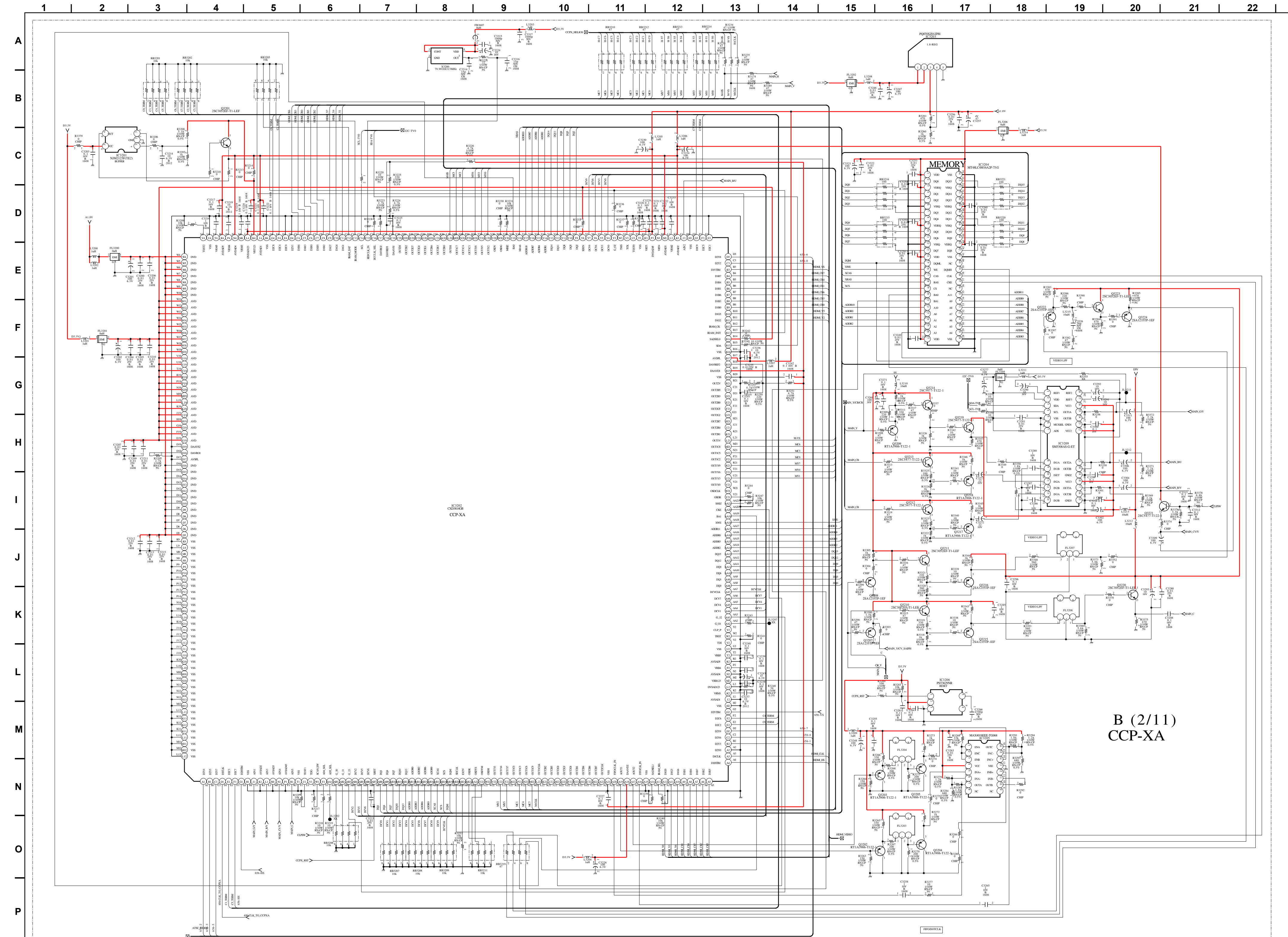


B BOARD SCHEMATIC DIAGRAM (1 OF 11) Due to the complexity of this board, performing component level field repairs is not recommended. If service is required, complete block assembly replacement is the preferred repair method.



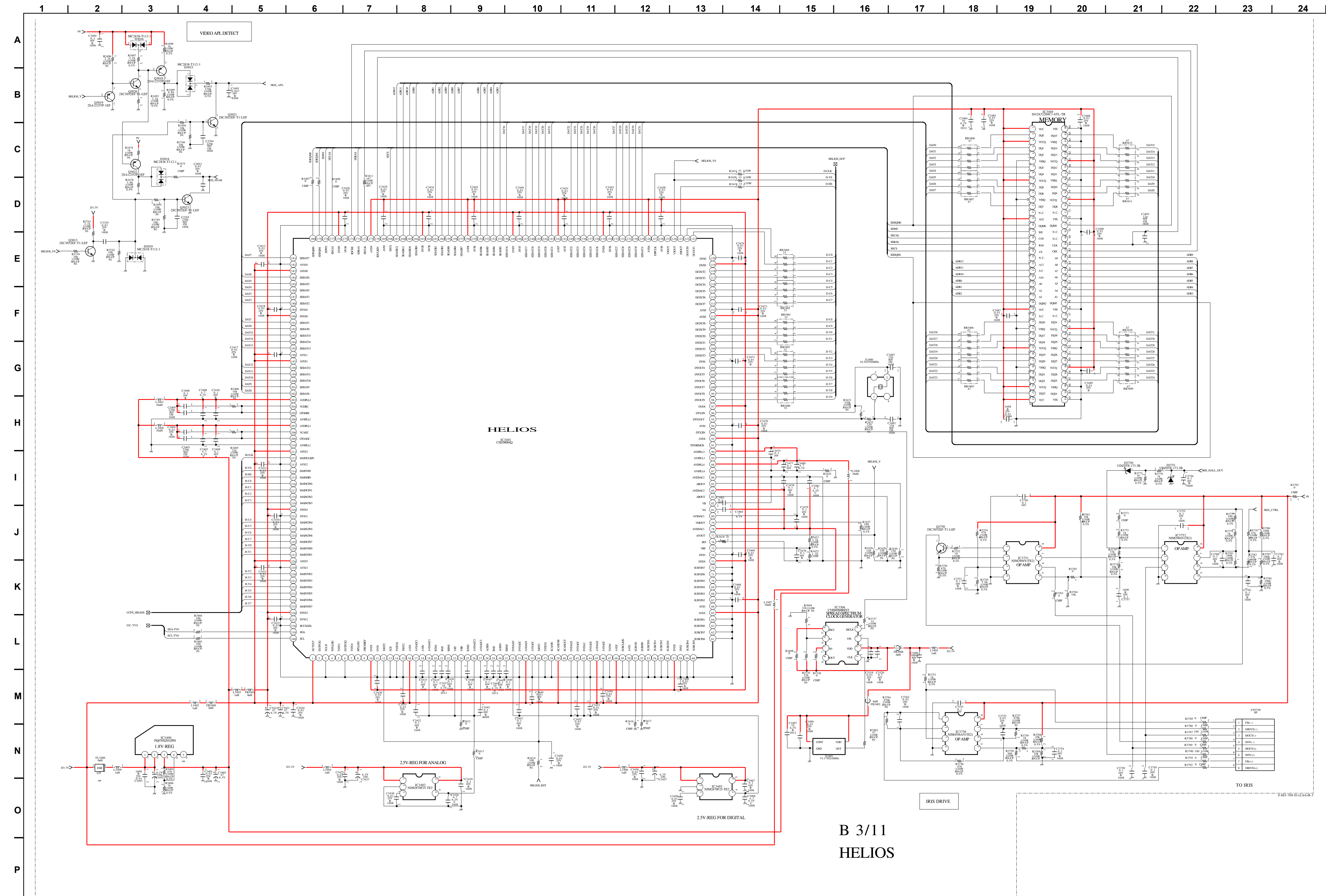
B (1/11)
SAIPH

B BOARD SCHEMATIC DIAGRAM (2 OF 11) Due to the complexity of this board, performing component level repairs is not recommended. If service is required, complete block assembly replacement is the preferred repair method.



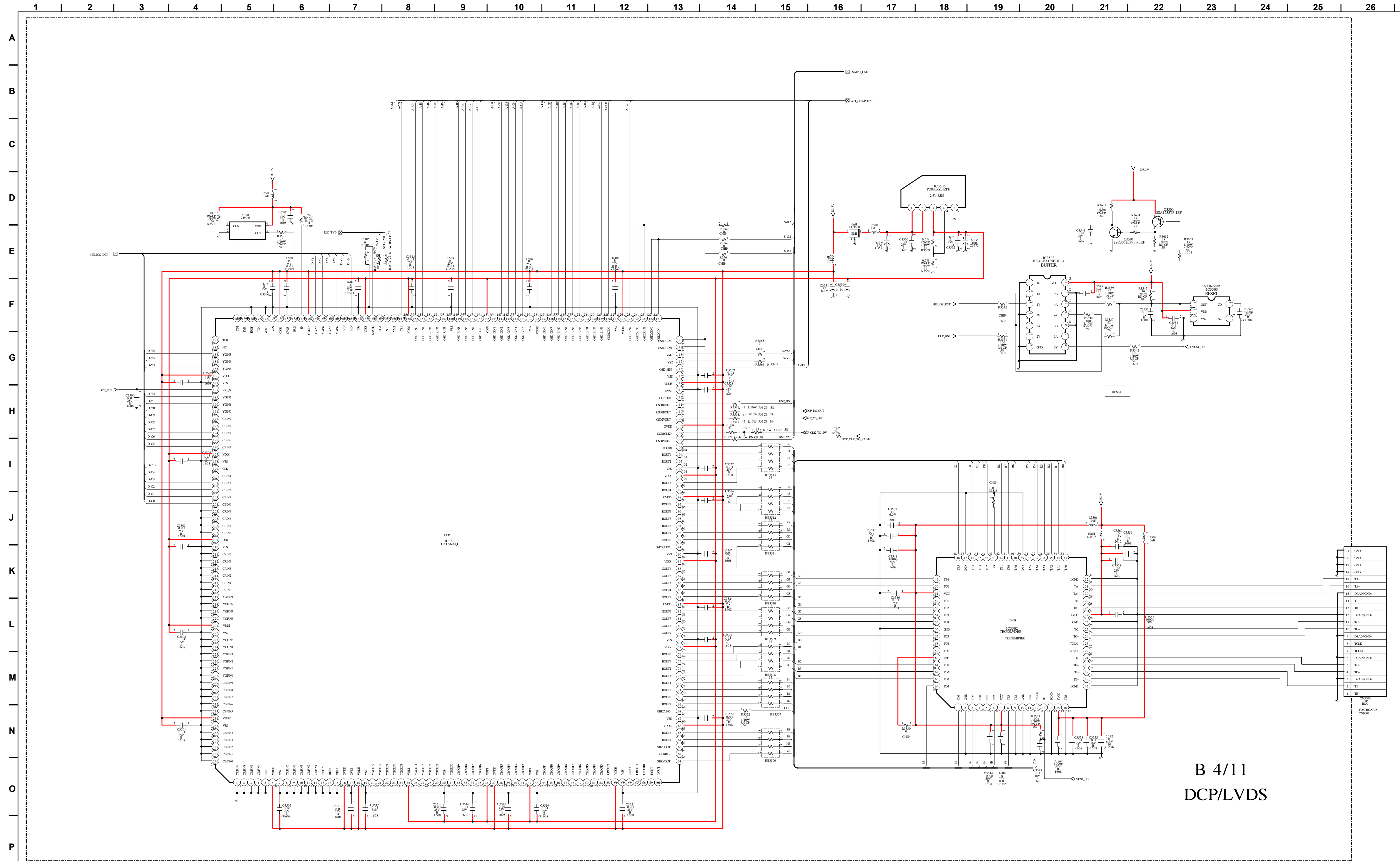
B (2/11)
CCP-XA

B BOARD SCHEMATIC DIAGRAM (3 OF 11) Due to the complexity of this board, performing component level repairs is not recommended. If service is required, complete block assembly replacement is the preferred repair method.



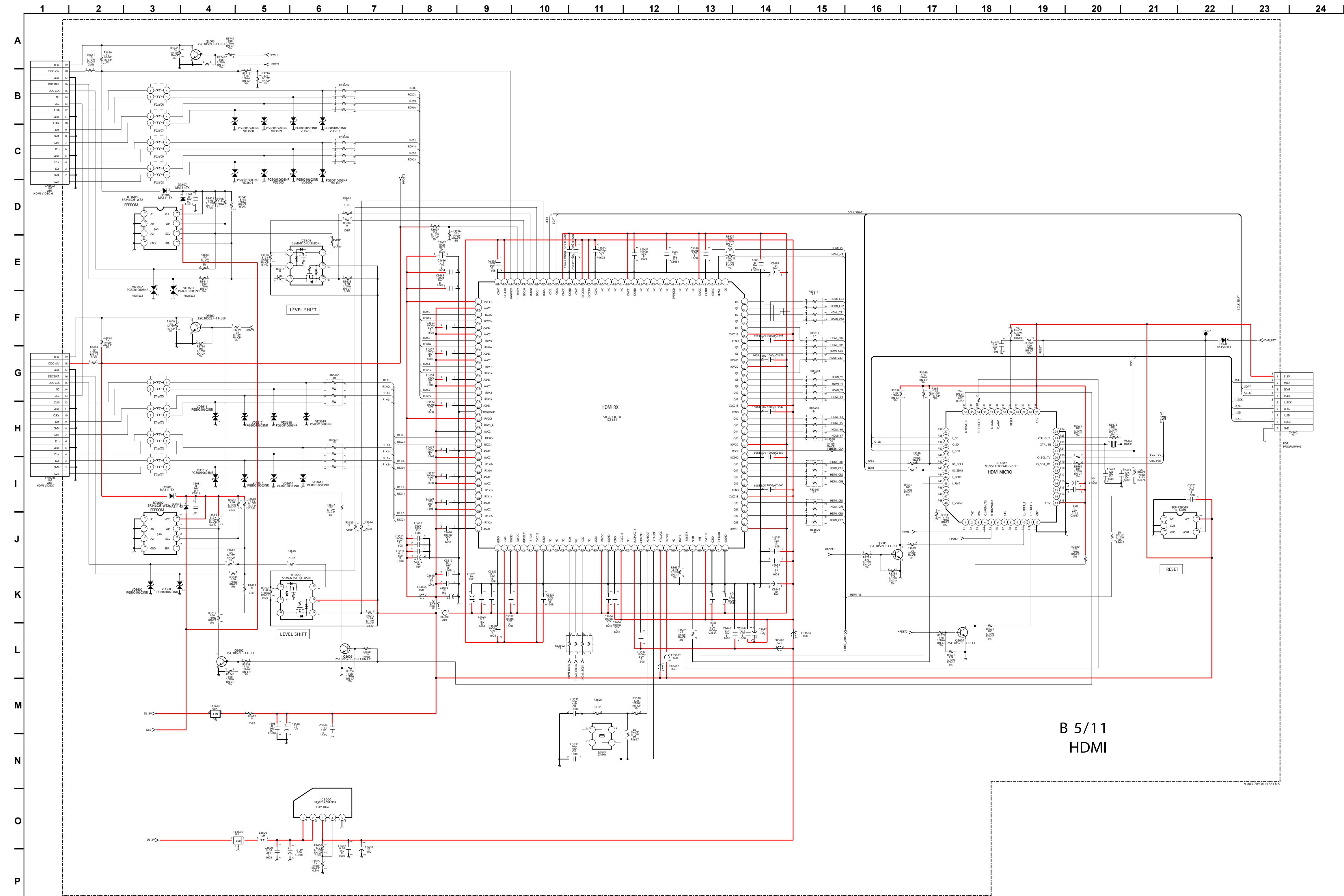
B 3/11
HELIOS

B BOARD SCHEMATIC DIAGRAM (4 OF 11) Due to the complexity of this board, performing component level field repairs is not recommended. If service is required, complete block assembly replacement is the preferred repair method.



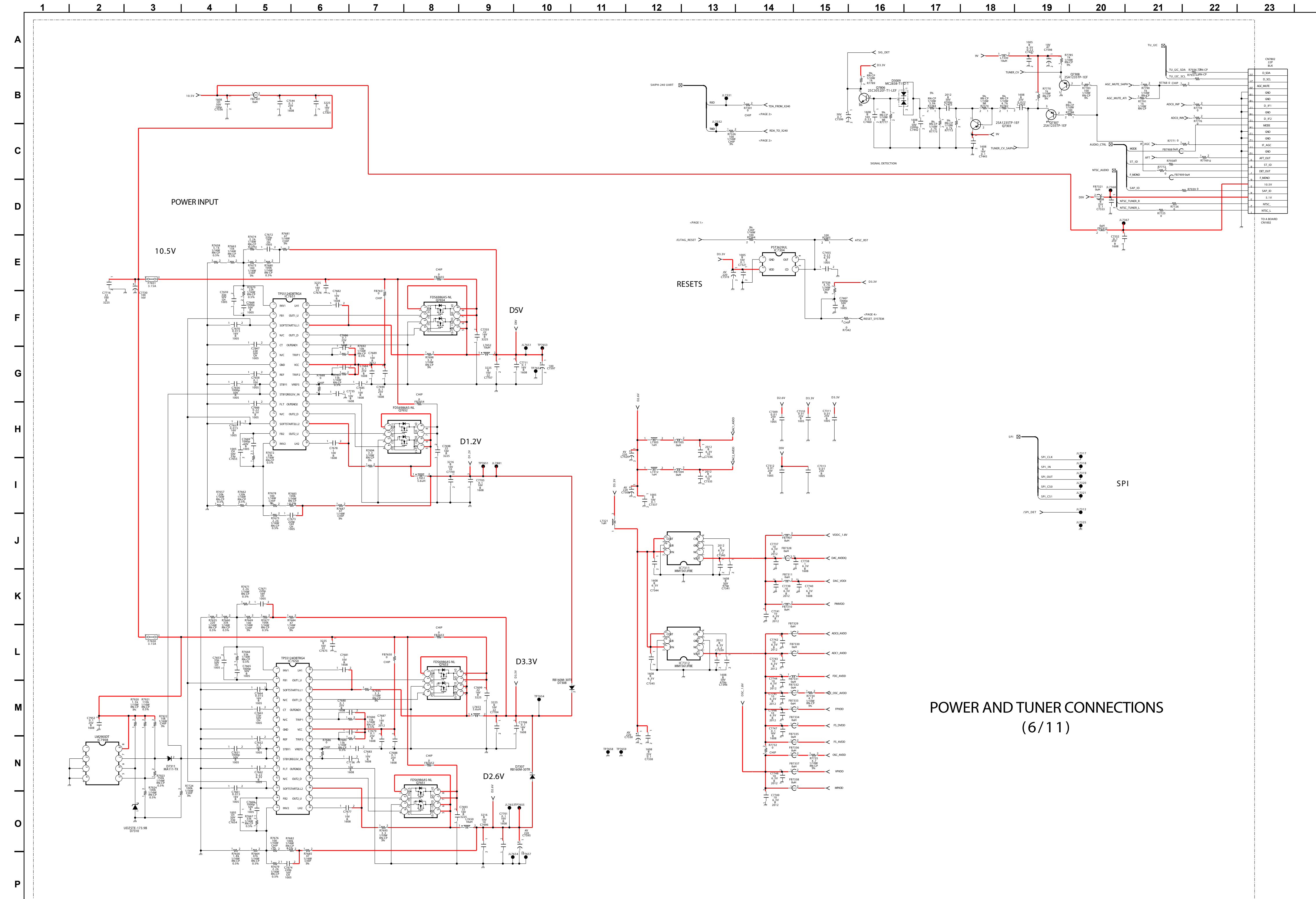
B 4/11
DCPLVDS

B BOARD SCHEMATIC DIAGRAM (5 OF 11) Due to the complexity of this board, performing component level field repairs is not recommended. If service is required, complete block assembly replacement is the preferred repair method.



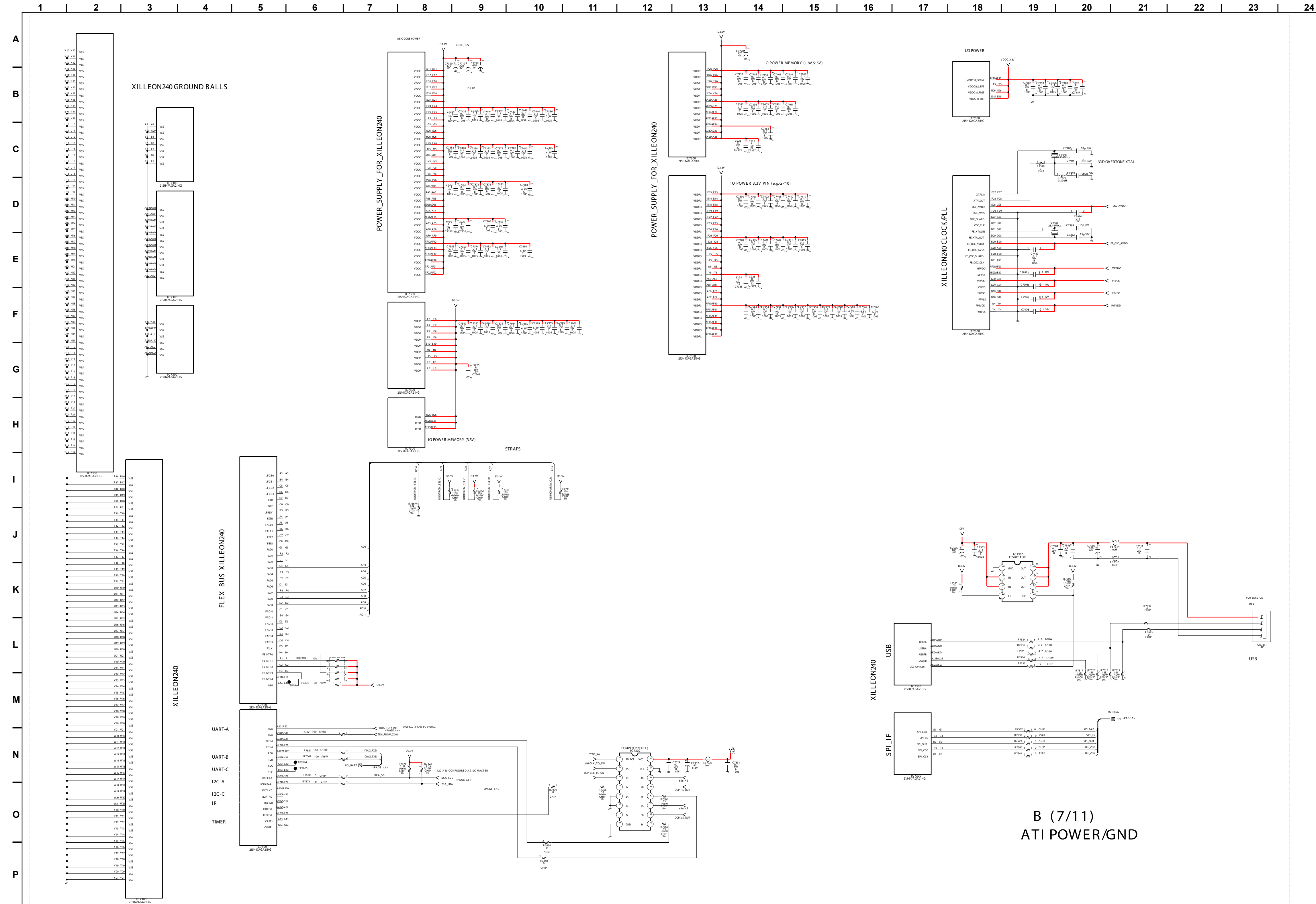
B 5/11
HDMI

B BOARD SCHEMATIC DIAGRAM (6 OF 11) Due to the complexity of this board, performing component level repairs is not recommended. If service is required, complete block assembly replacement is the preferred repair method.



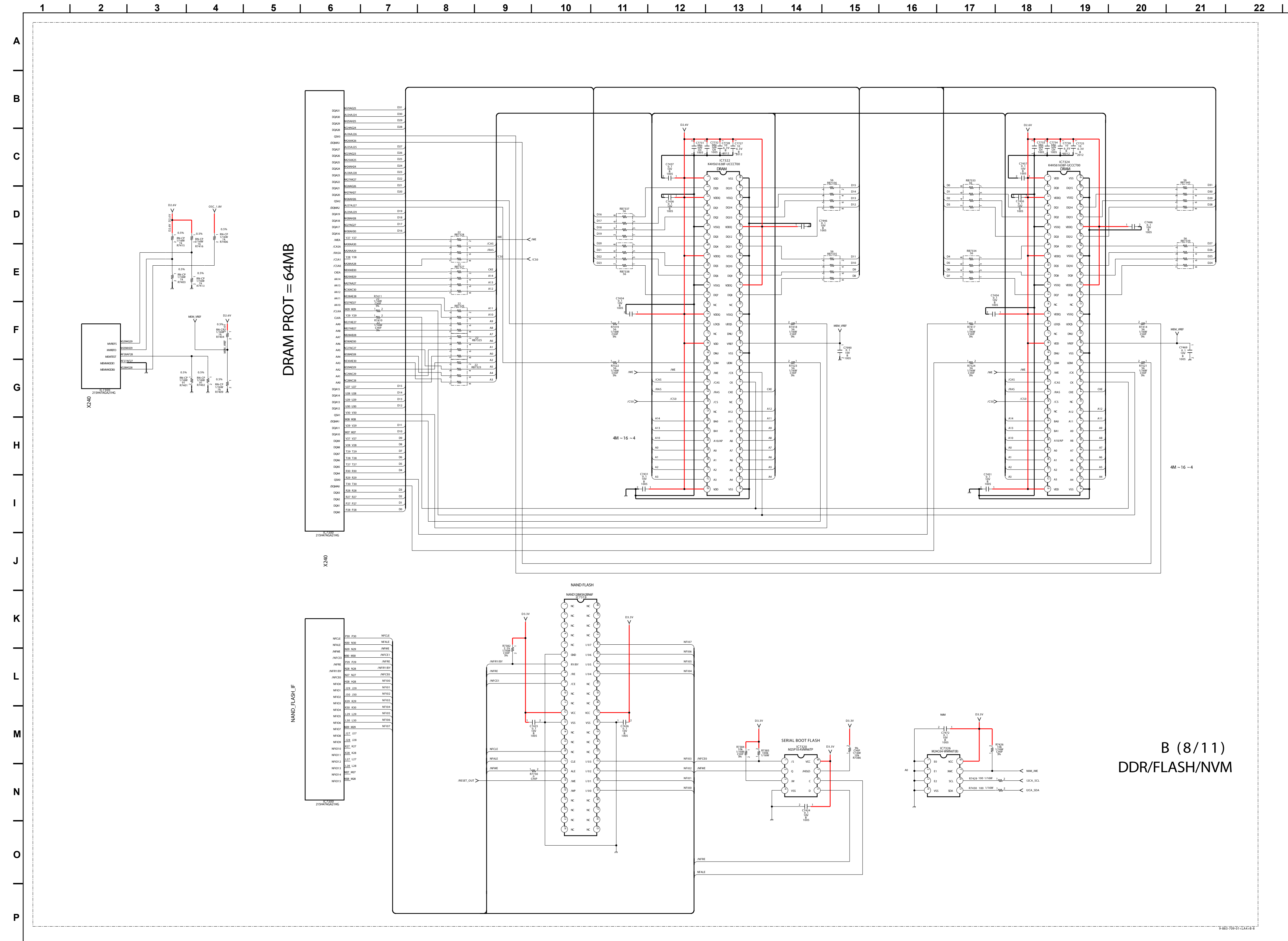
POWER AND TUNER CONNECTIONS (6/11)

B BOARD SCHEMATIC DIAGRAM (7 OF 11) Due to the complexity of this board, performing component level field repairs is not recommended. If service is required, complete block assembly replacement is the preferred repair method.

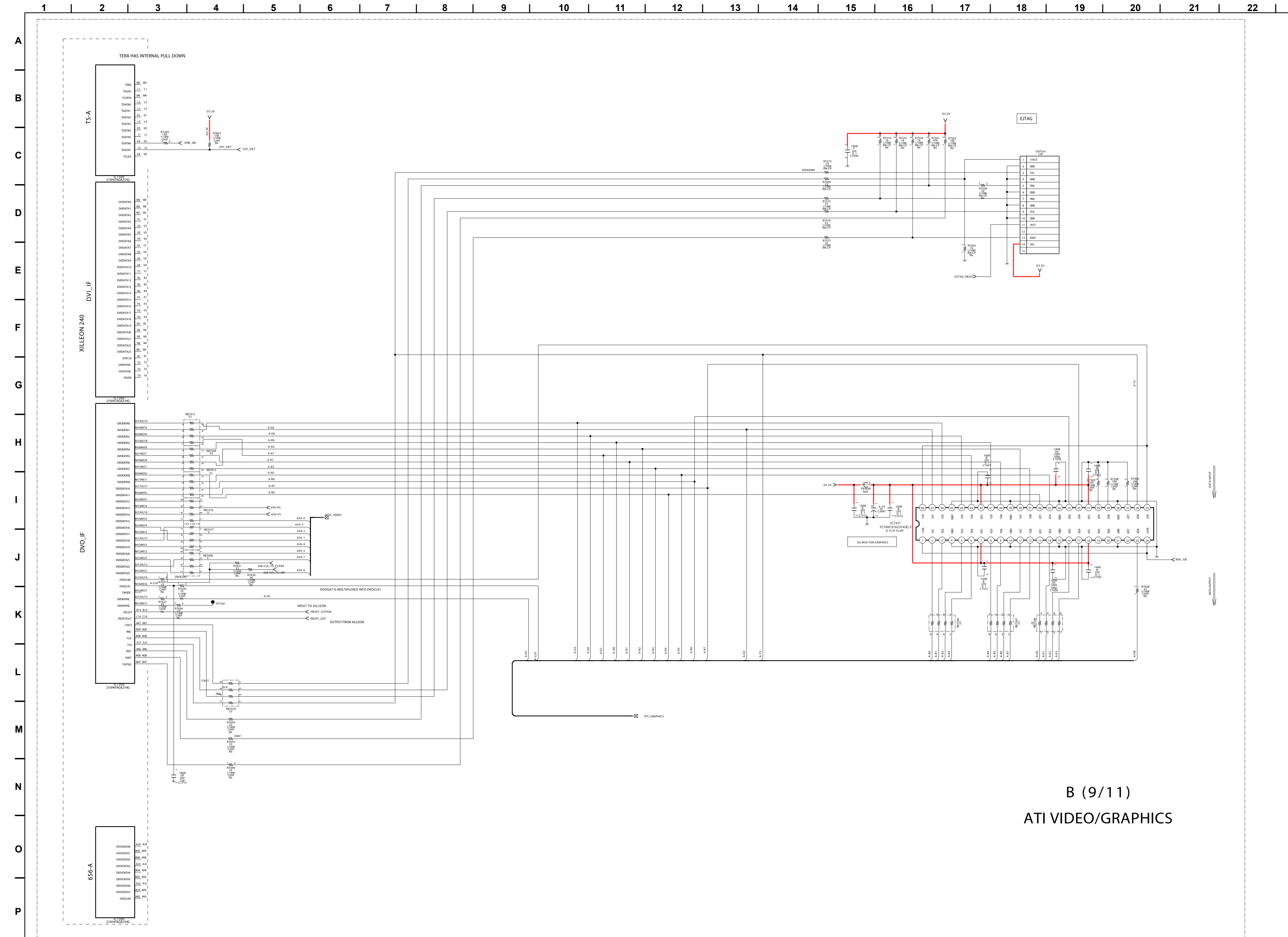


B (7/11)
ATI POWER/GND

B BOARD SCHEMATIC DIAGRAM (8 OF 11) Due to the complexity of this board, performing component level field repairs is not recommended. If service is required, complete block assembly replacement is the preferred repair method.

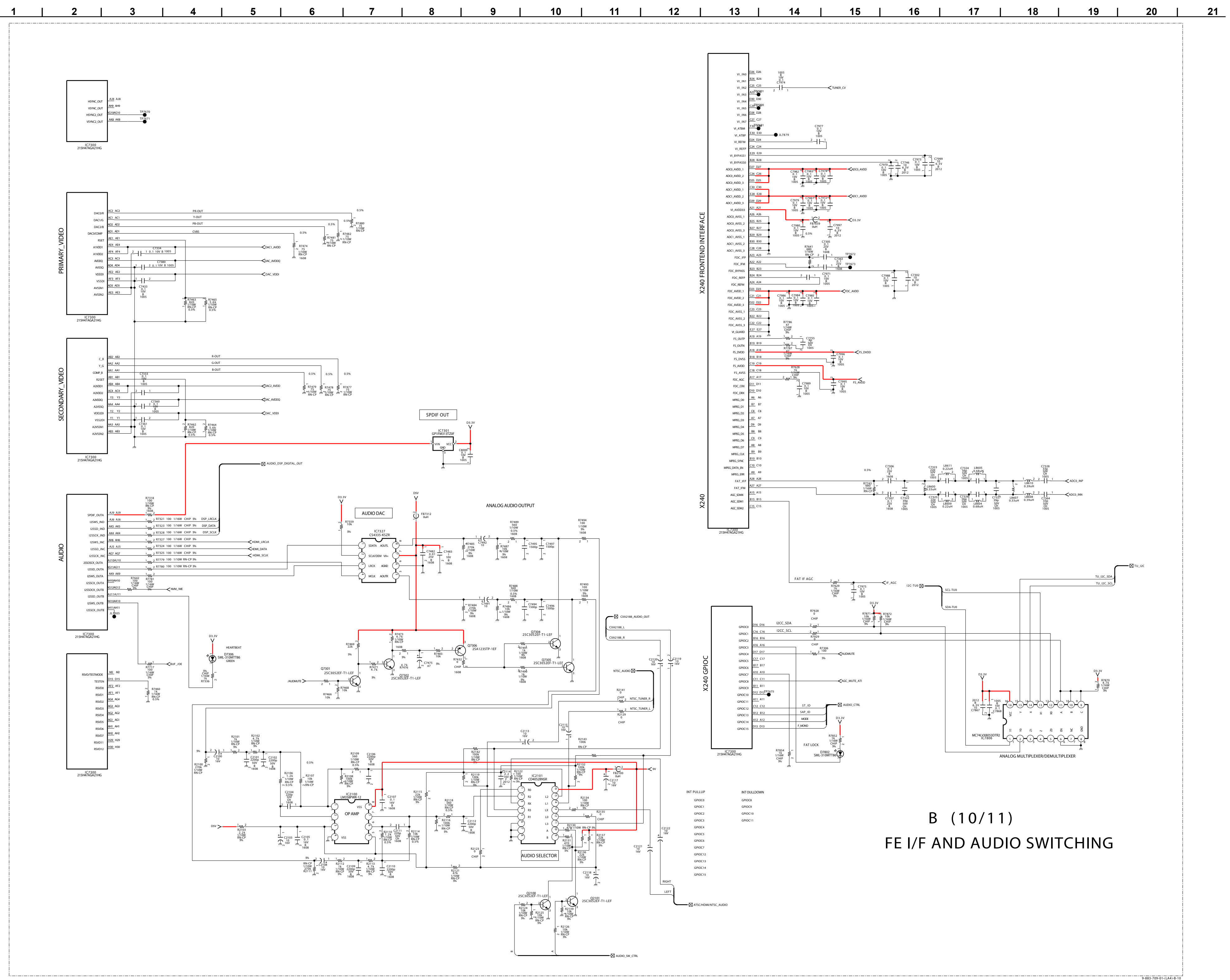


B BOARD SCHEMATIC DIAGRAM (9 OF 11) Due to the complexity of this board, performing component level field repairs is not recommended. If service is required, complete block assembly replacement is the preferred repair method.

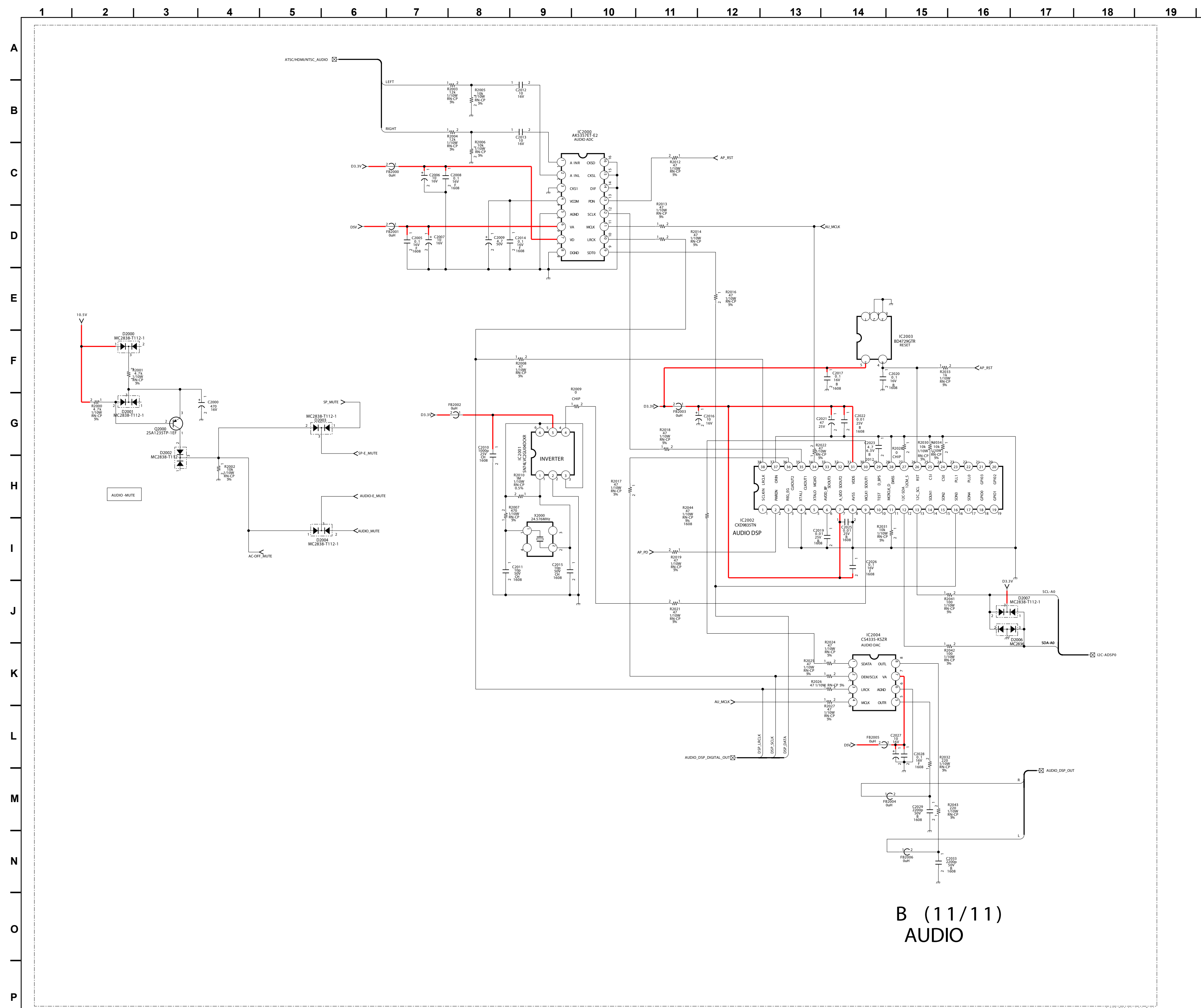


B (9/11) ATI VIDEO/GRAPHICS

B BOARD SCHEMATIC DIAGRAM (10 OF 11) Due to the complexity of this board, performing component level repairs is not recommended. If service is required, complete block assembly replacement is the preferred repair method.



B BOARD SCHEMATIC DIAGRAM (11 OF 11) Due to the complexity of this board, performing component level field repairs is not recommended. If service is required, complete block assembly replacement is the preferred repair method.

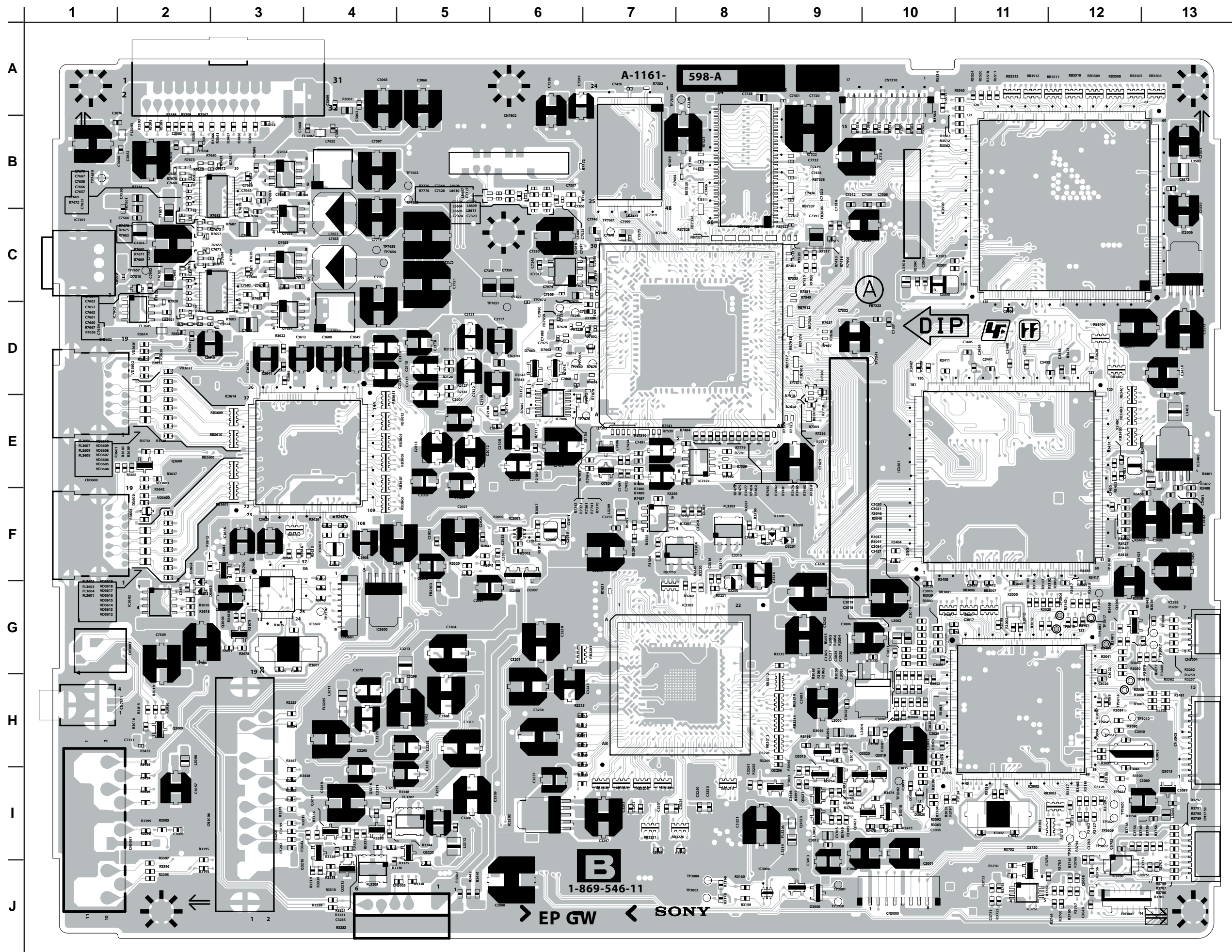


**B (11/11)
AUDIO**

9-883-759-01-1E44-8-11

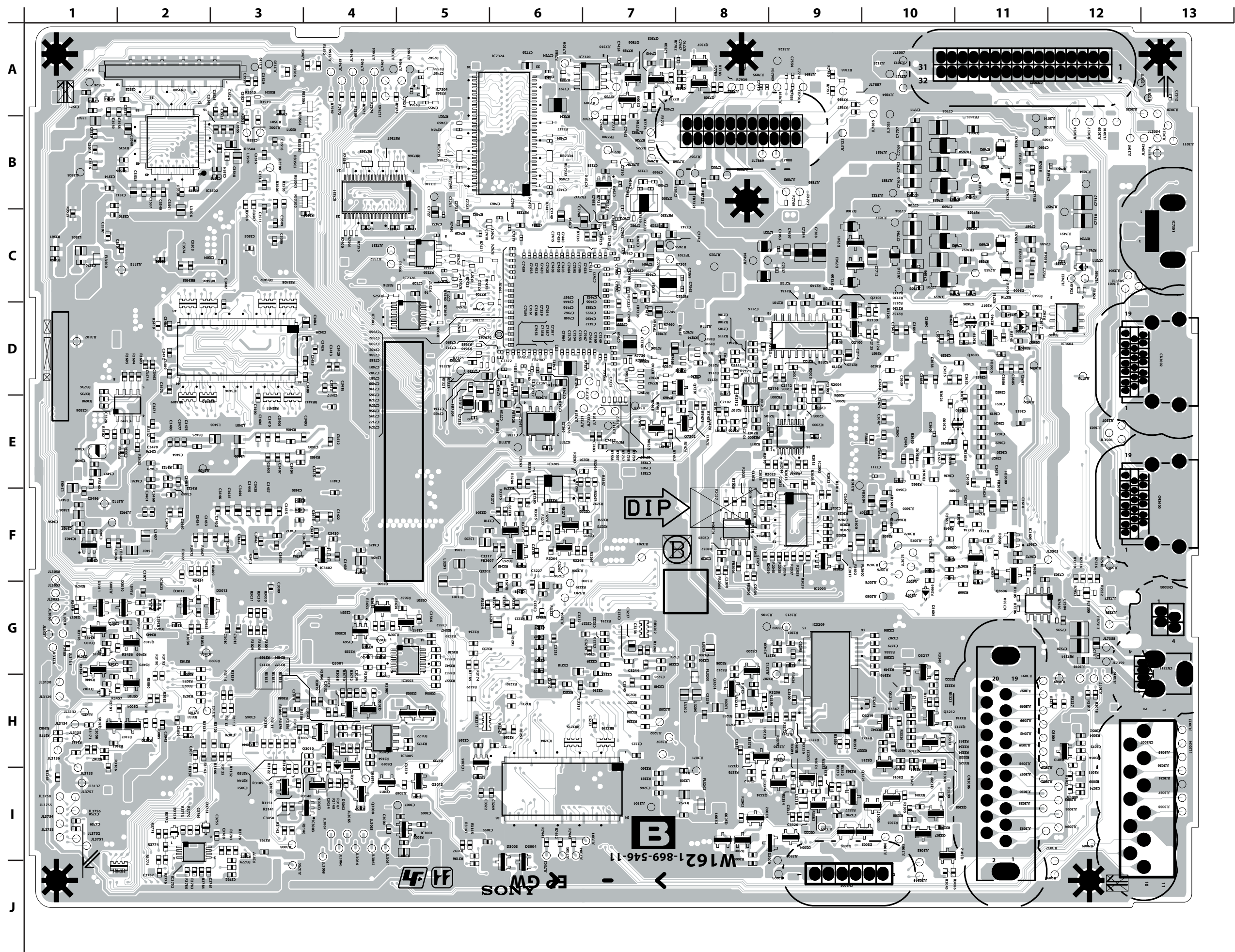
B [SAIPH, CCP-XA, HELIOS, DCP/LVDS, HDMI, POWER AND TUNER CONNECTIONS, ATI POWER/GND, DDR/FLASH/NVM, ATI VIDEO/GRAPHICS, FE I/F AND AUDIO SWITCHING, AUDIO]

COMPONENT SIDE

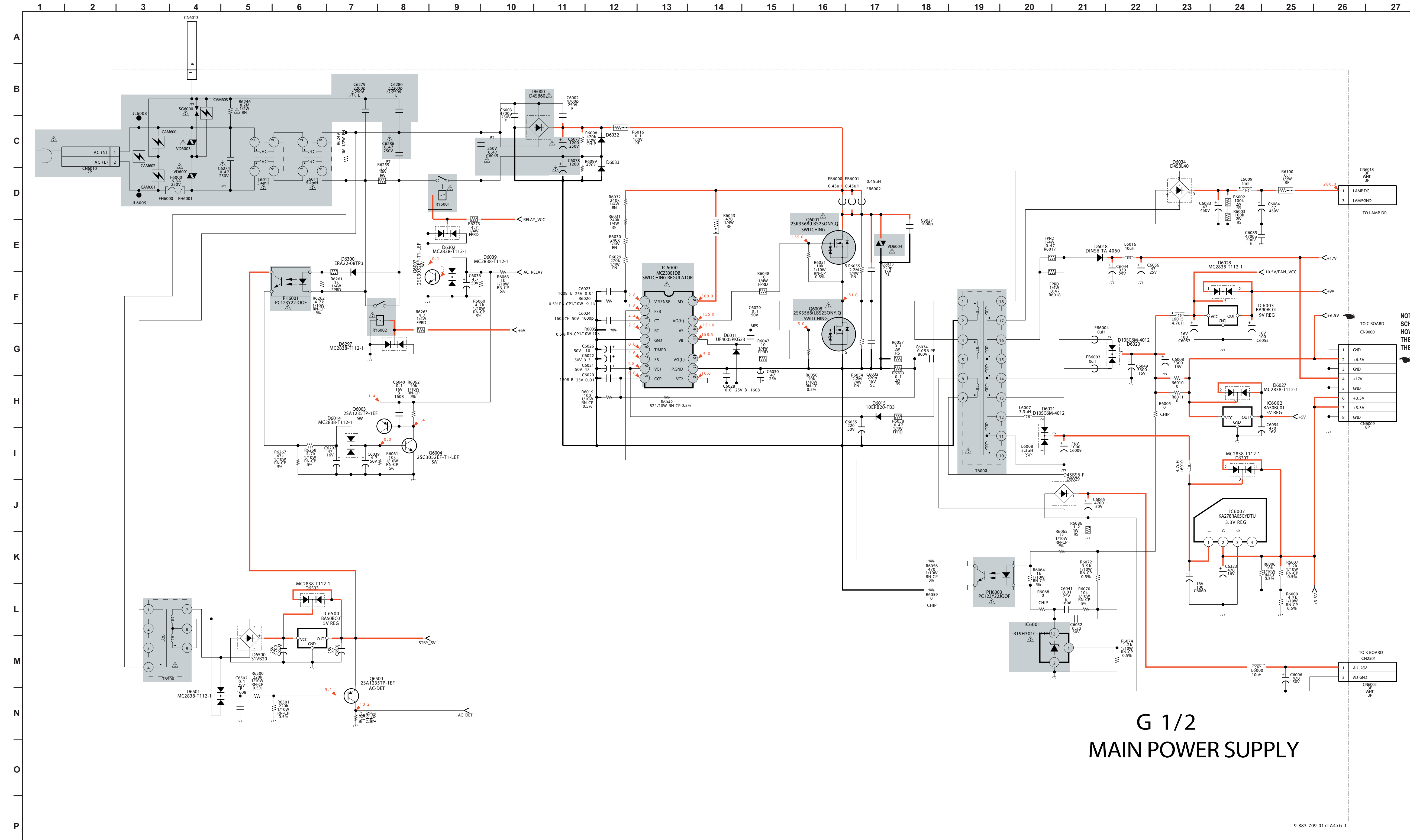


B [SAIPH, CCP-XA, HELIOS, DCP/LVDS, HDMI, POWER AND TUNER CONNECTIONS, ATI POWER/GND, DDR/FLASH/NVM, ATI VIDEO/GRAPHICS, FE I/F AND AUDIO SWITCHING, AUDIO]

CONDUCTOR SIDE



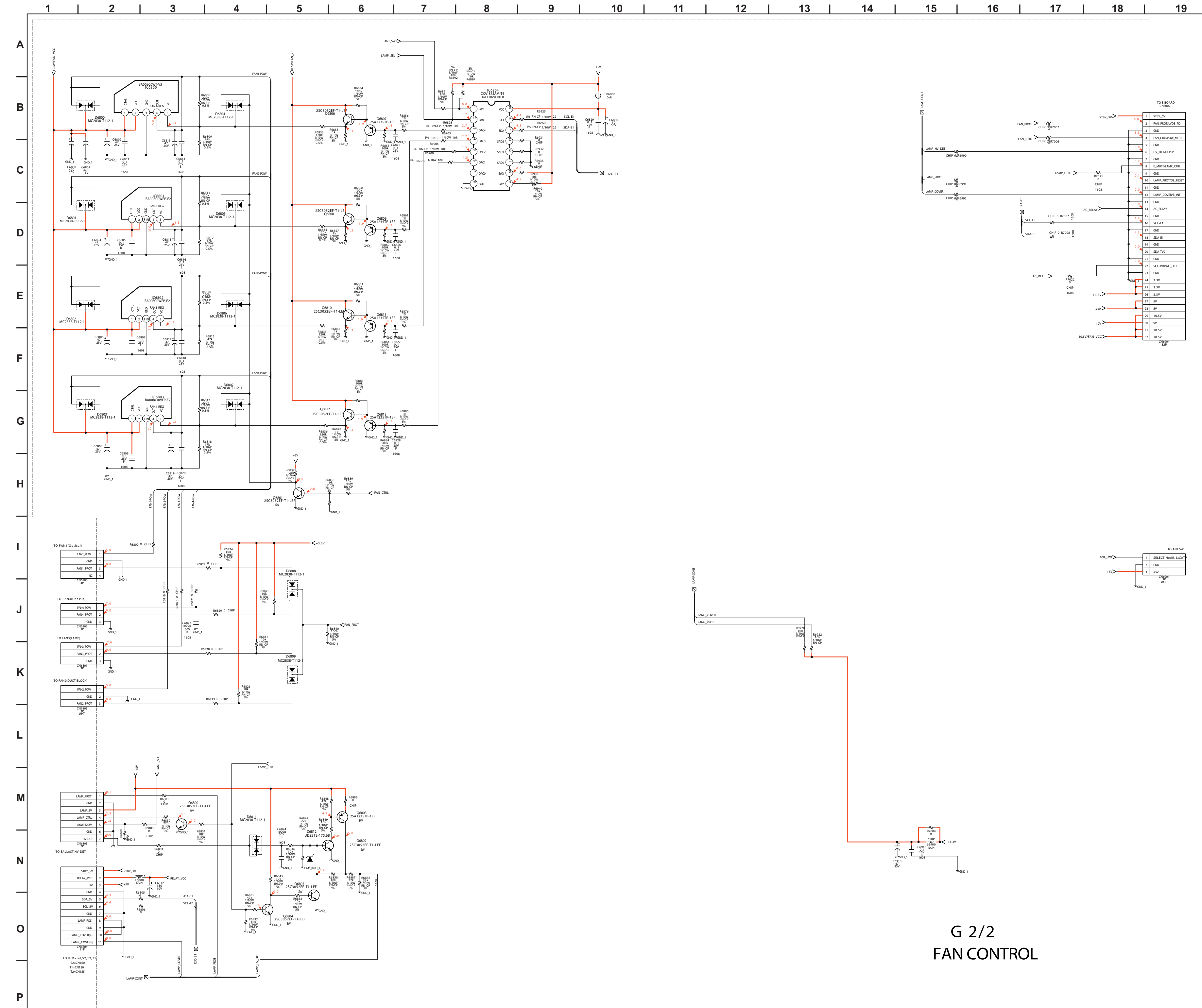
G BOARD SCHEMATIC DIAGRAM (1 OF 2)



NOTE: 6.5V IS SHOWN ON PWB AND SCHEMATIC BUT IS NOT USED. HOWEVER VOLTAGE STILL EXISTS AT THE PINS (SAME AS SET 10.5V)." FOR THE BOARD TO BOARD CONNECTOR.

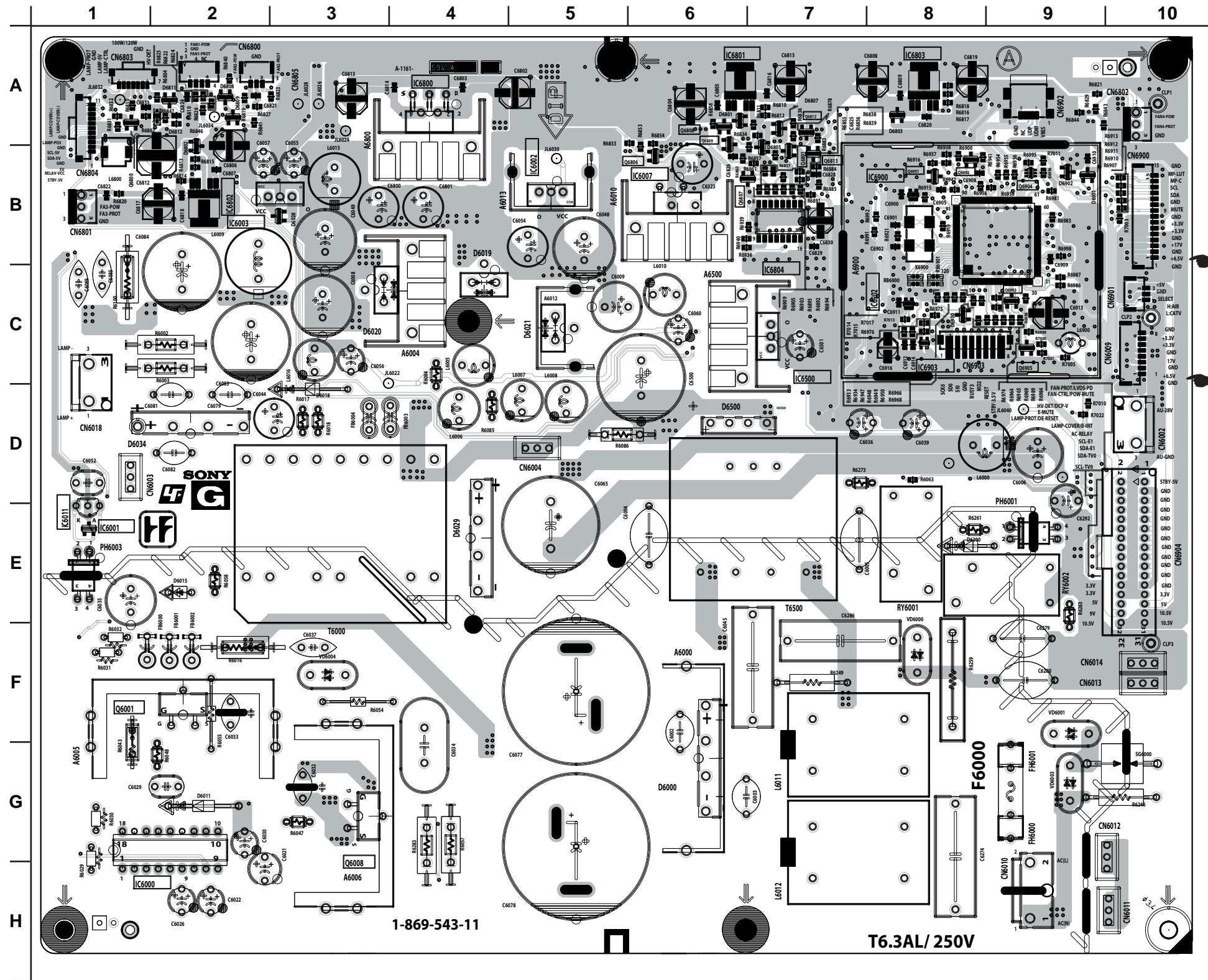
G 1/2
MAIN POWER SUPPLY

G BOARD SCHEMATIC DIAGRAM (2 OF 2)



G 2/2
FAN CONTROL

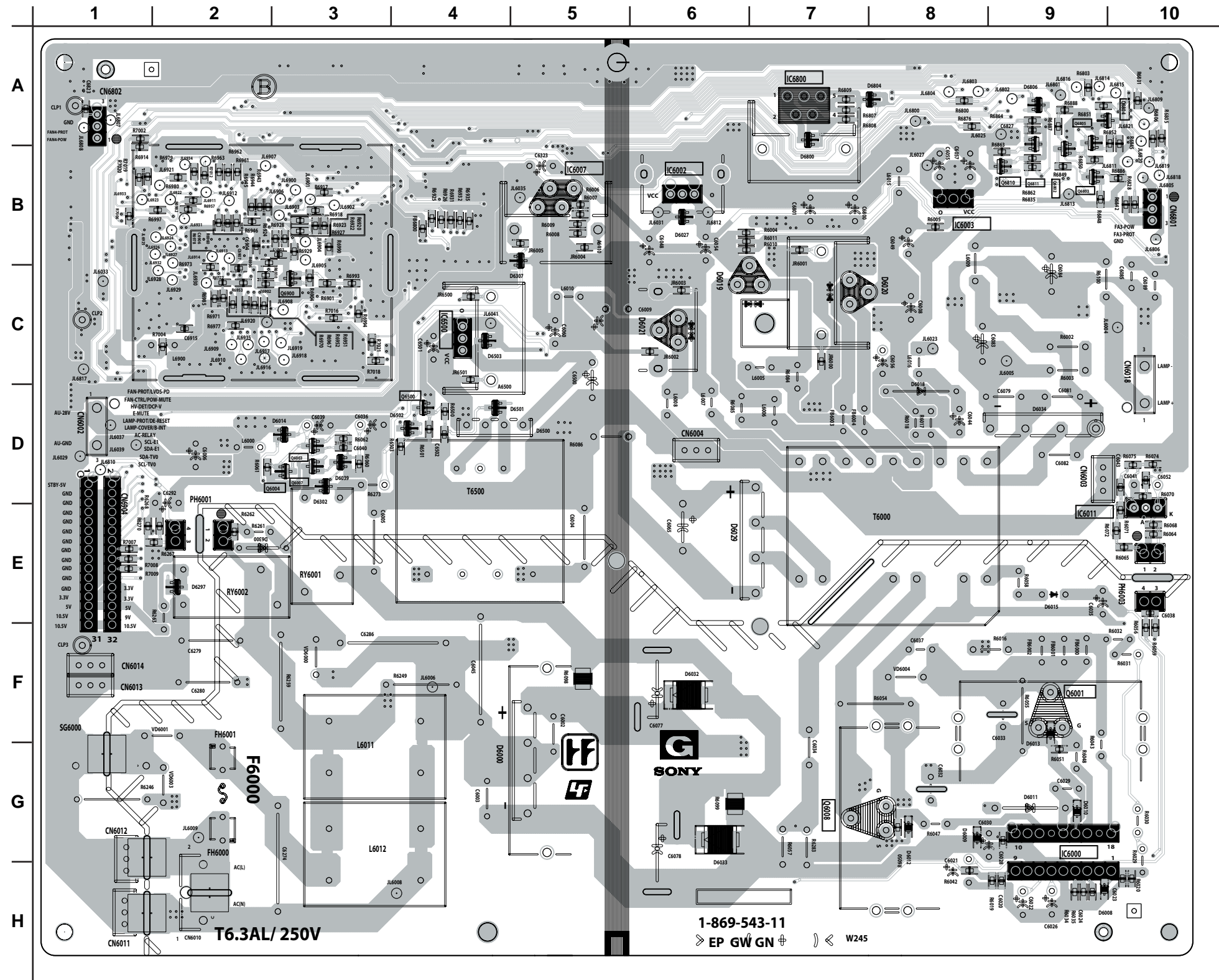
G [MAIN POWER SUPPLY, FAN CONTROL]
COMPONENT SIDE



**G BOARD LOCATOR LIST
 COMPONENT SIDE**

DIODE		IC		TRANSISTOR	
D6000	G-6	IC6000	H-2	Q6001	F-1
D6011	G-2	IC6001	E-1	Q6008	H-3
D6015	E-2	IC6002	B-5	Q6800	B-1
D6018	D-3	IC6003	B-2	Q6801	B-7
D6020	C-3	IC6007	B-6	Q6806	B-5
D6021	C-5	IC6500	C-7	Q6807	B-6
D6028	B-3	IC6800	A-4	Q6808	A-6
D6029	E-4	IC6801	A-6	Q6809	B-6
D6034	D-1	IC6802	B-2	Q6812	A-7
D6300	E-8	IC6803	A-8	Q6813	B-7
D6500	D-6	IC6804	C-7		
D6801	A-6				
D6802	B-2				
D6803	A-8				
D6805	B-7				
D6807	A-7				
D6808	A-2				
D6809	A-2				
D6811	A-2				
D6812	A-2				

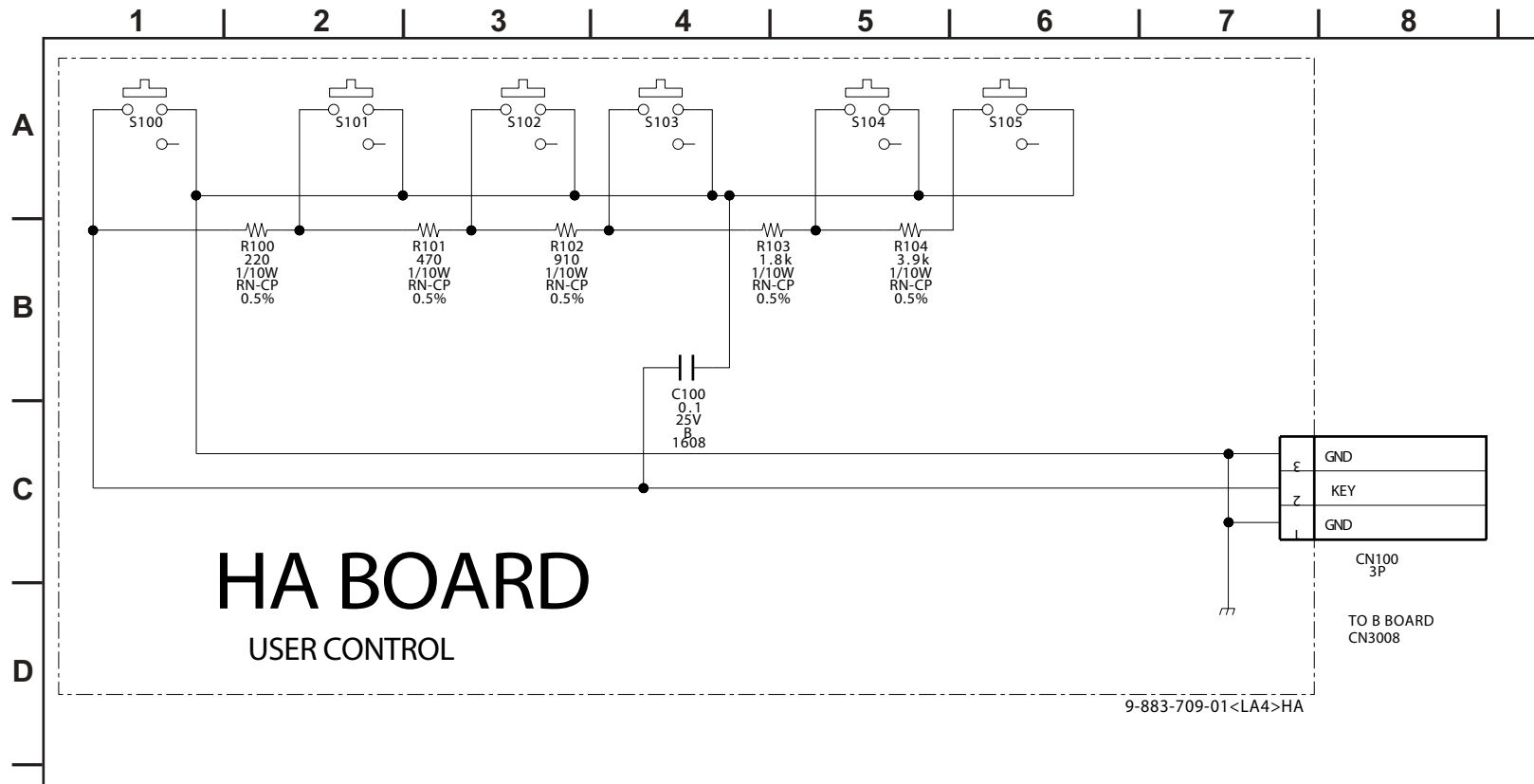
G [MAIN POWER SUPPLY, FAN CONTROL]
CONDUCTOR SIDE



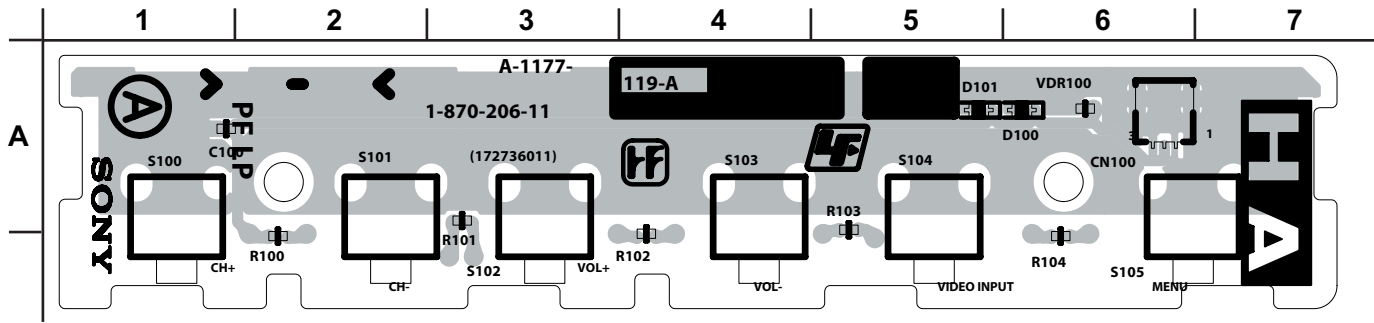
**G BOARD LOCATOR LIST
 CONDUCTOR SIDE**

DIODE		IC		TRANSISTOR	
D6000	G-4	IC6000	H-9	Q6001	F-9
D6011	G-9	IC6002	B-6	Q6003	D-3
D6014	D-3	IC6003	B-8	Q6004	D-3
D6015	E-9	IC6007	B-5	Q6007	D-3
D6018	D-8	IC6500	C-4	Q6008	G-7
D6020	C-8	IC6800	A-7	Q6500	D-4
D6021	C-6			Q6802	B-9
D6027	B-6			Q6803	B-9
D6029	E-6			Q6804	A-10
D6032	F-6			Q6805	A-9
D6033	G-6			Q6810	B-9
D6034	D-9			Q6811	B-9
D6039	D-3				
D6297	E-2				
D6300	E-2				
D6302	D-3				
D6307	C-5				
D6500	D-5				
D6501	D-5				
D6503	C-4				
D6800	B-7				
D6804	A-8				
D6806	A-6				

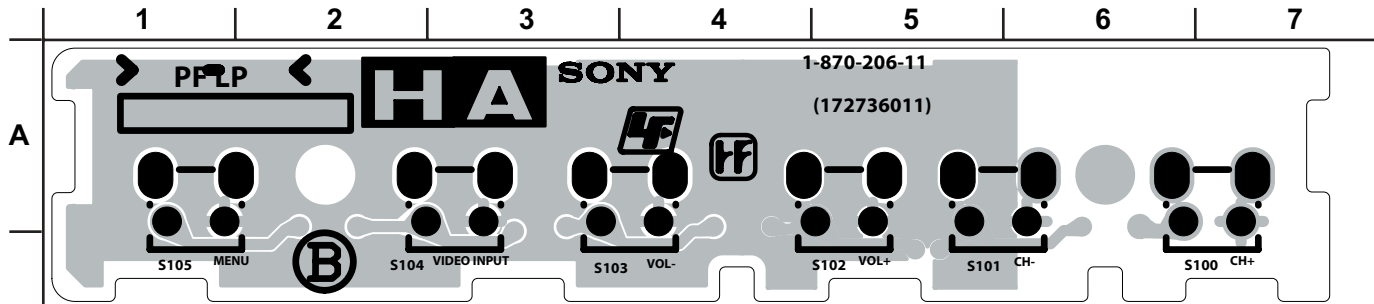
HA BOARD SCHEMATIC DIAGRAM



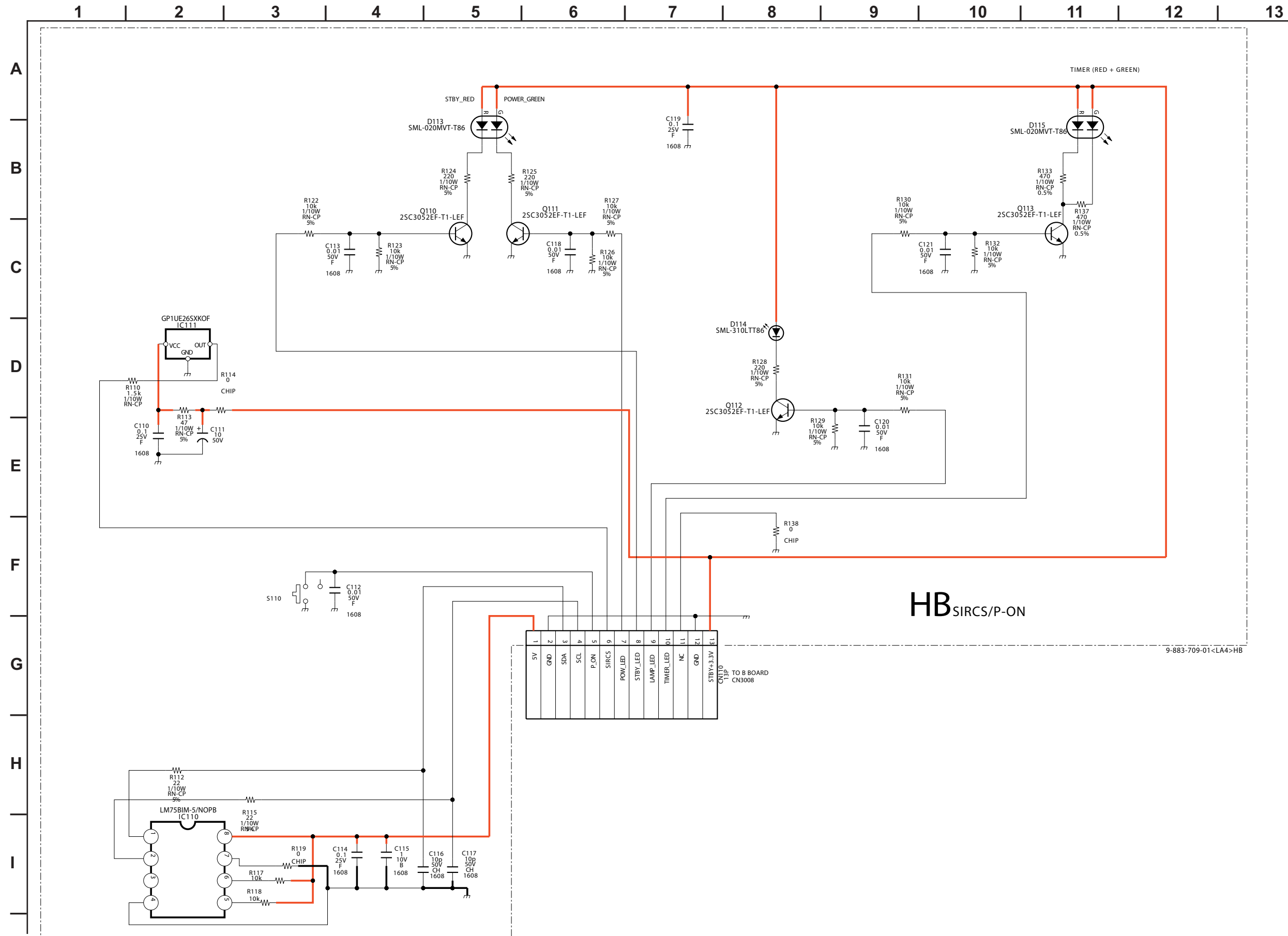
HA [USER CONTROL]
COMPONENT SIDE



HA [USER CONTROL]
CONDUCTOR SIDE

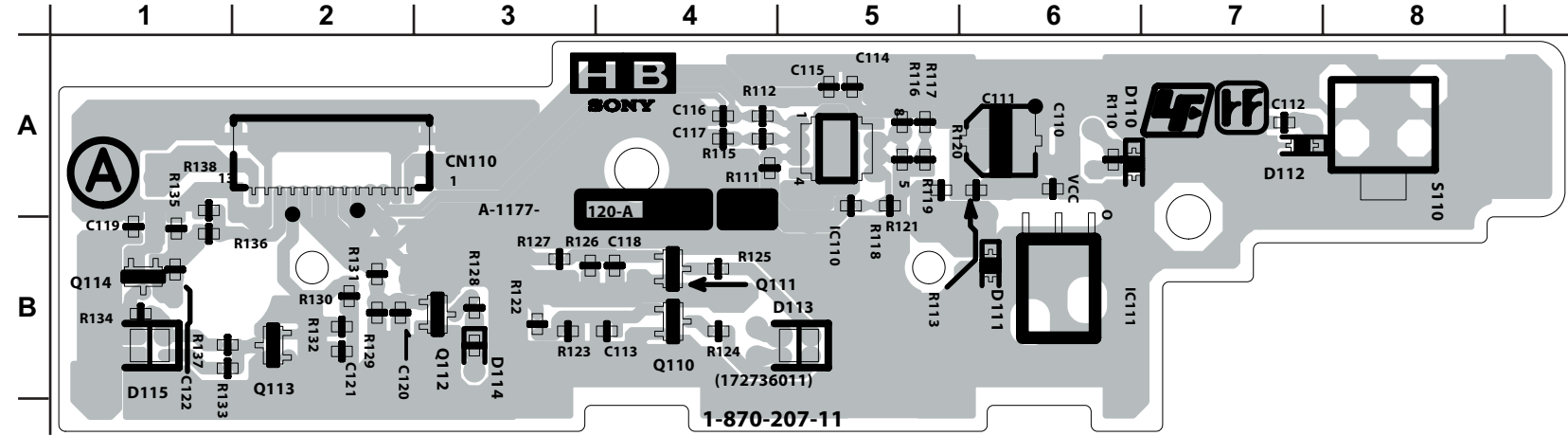


HB BOARD SCHEMATIC DIAGRAM



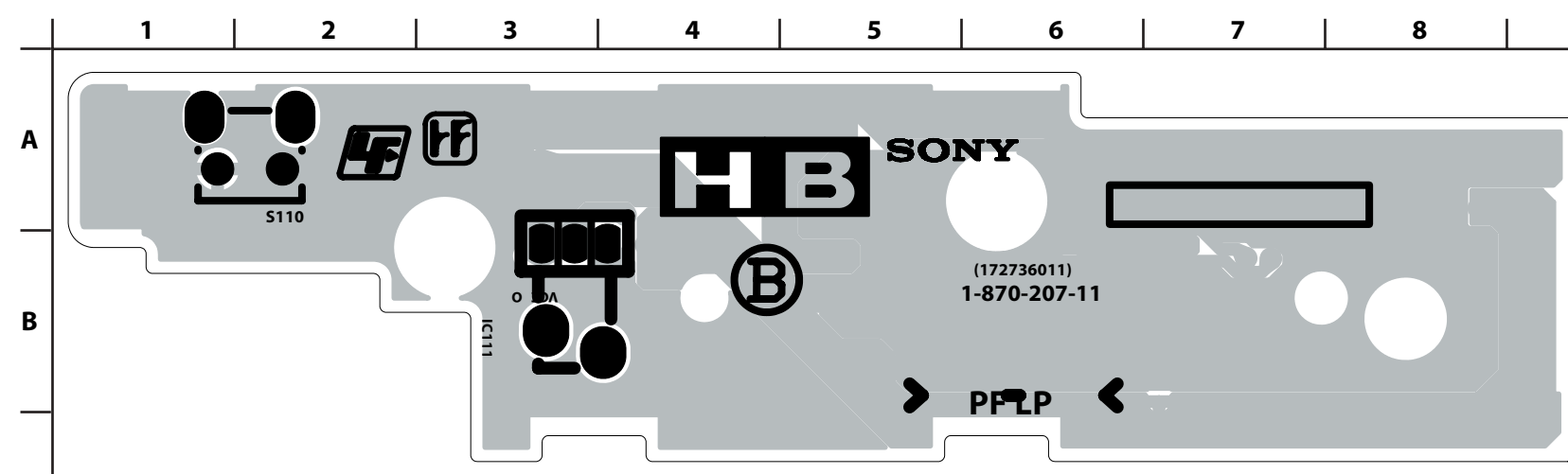
HB [SIRCS P-ON]

COMPONENT SIDE

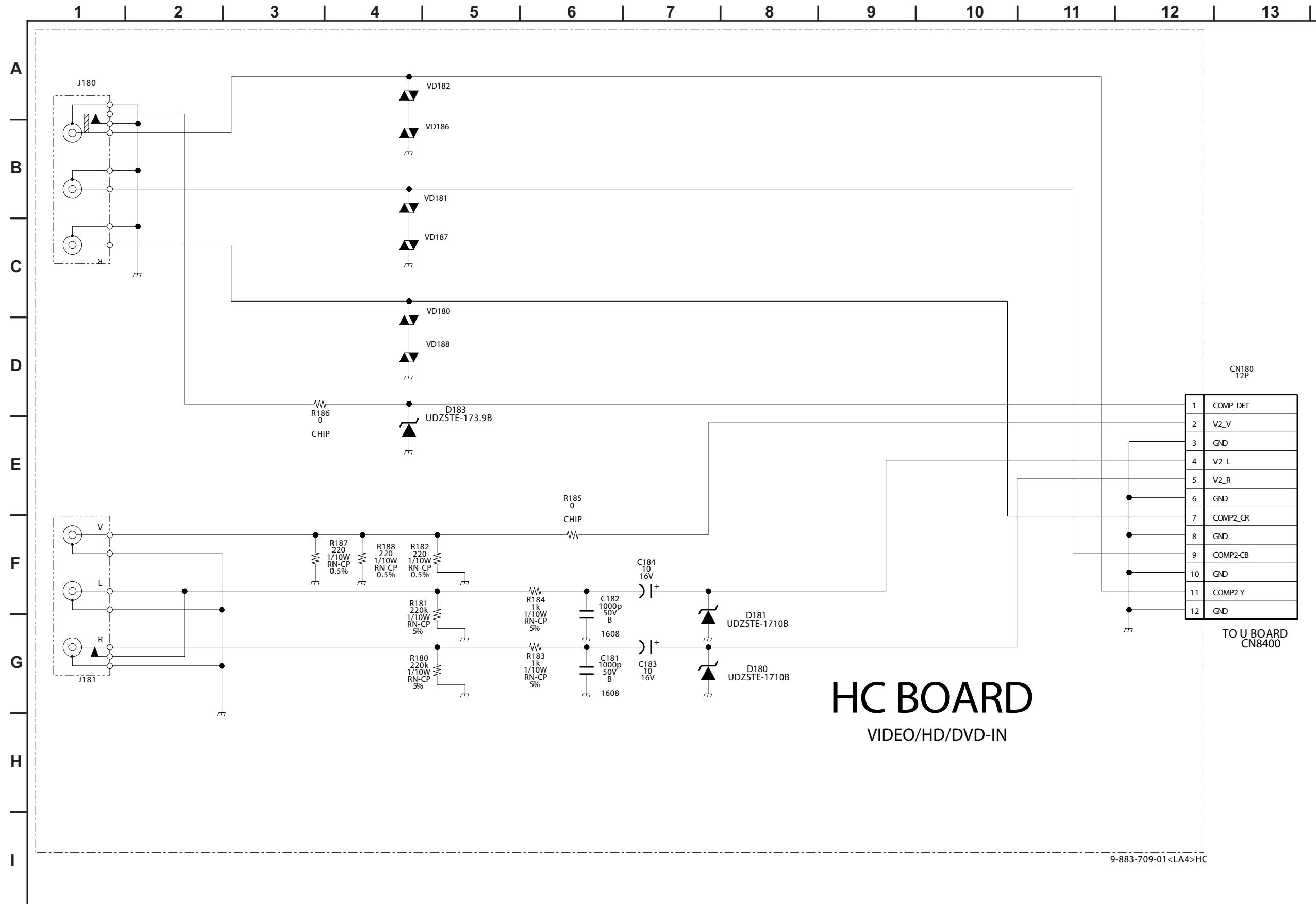


HB [SIRCS P-ON]

CONDUCTOR SIDE



HC BOARD SCHEMATIC DIAGRAM

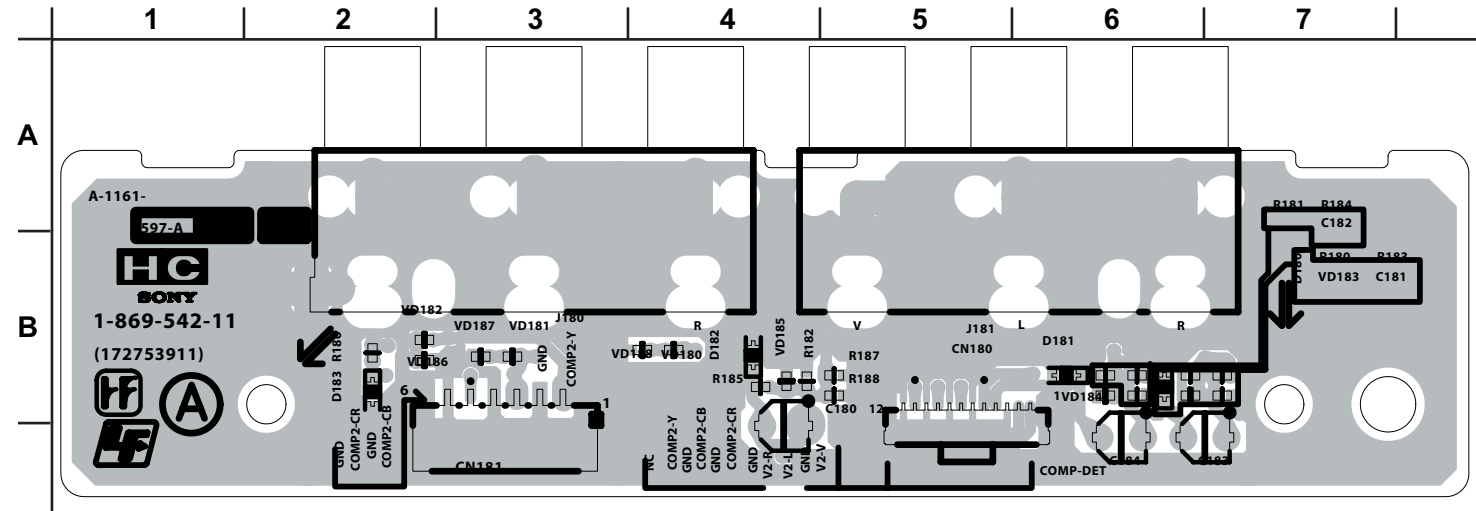


Pin	Signal
1	COMP_DET
2	V2_V
3	GND
4	V2_L
5	V2_R
6	GND
7	COMP2_CR
8	GND
9	COMP2-CB
10	GND
11	COMP2-Y
12	GND

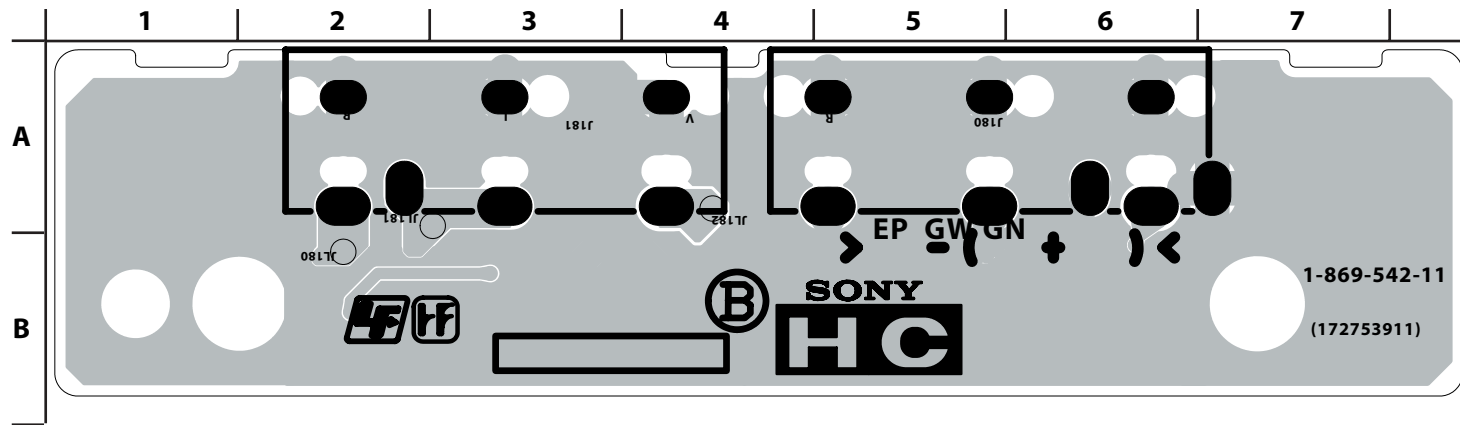
HC BOARD
VIDEO/HD/DVD-IN

9-883-709-01<LA4>HC

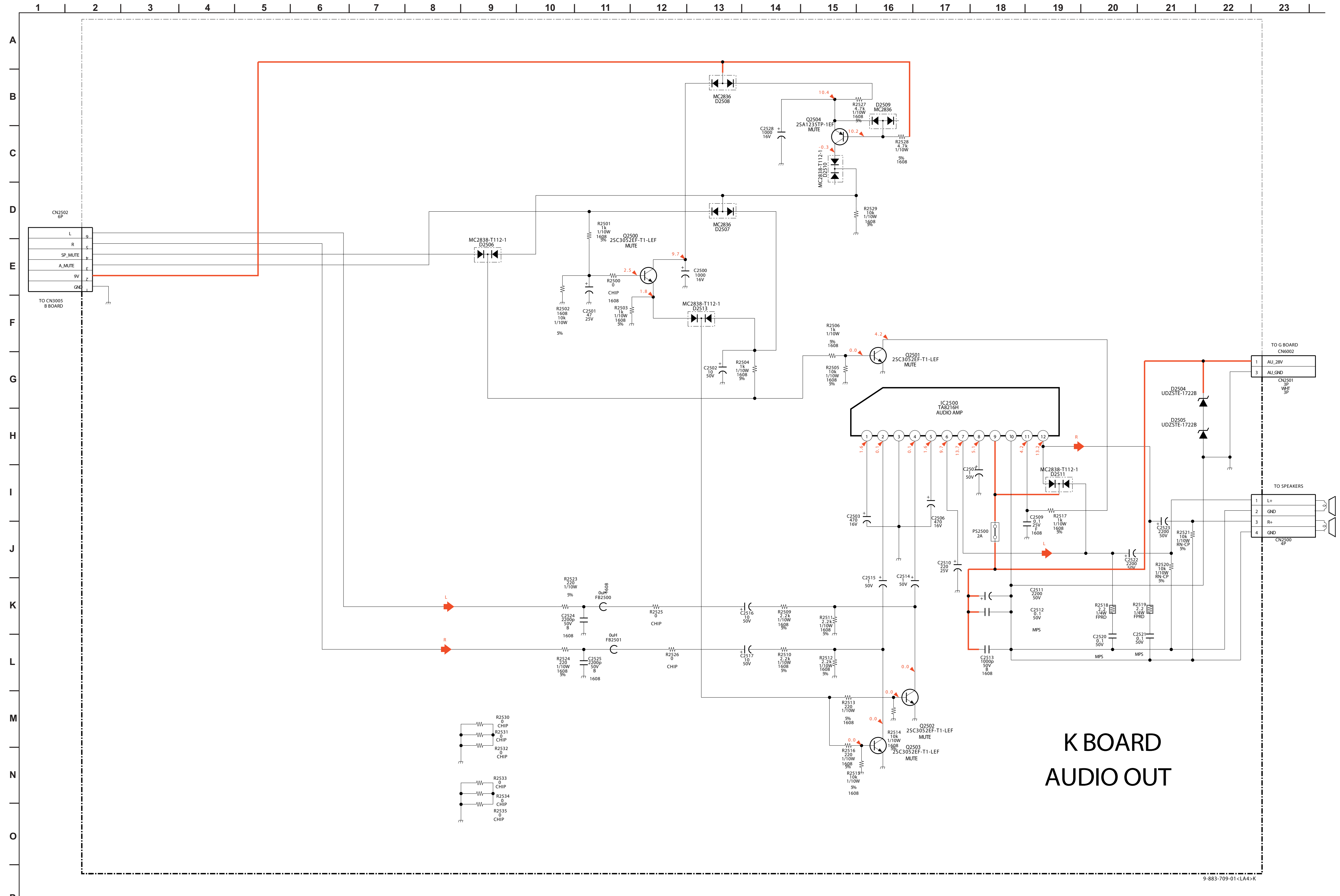
HC [VIDEO, HD, DVD INPUT]
COMPONENT SIDE



HC [VIDEO, HD, DVD INPUT]
CONDUCTOR SIDE



K BOARD SCHEMATIC DIAGRAM



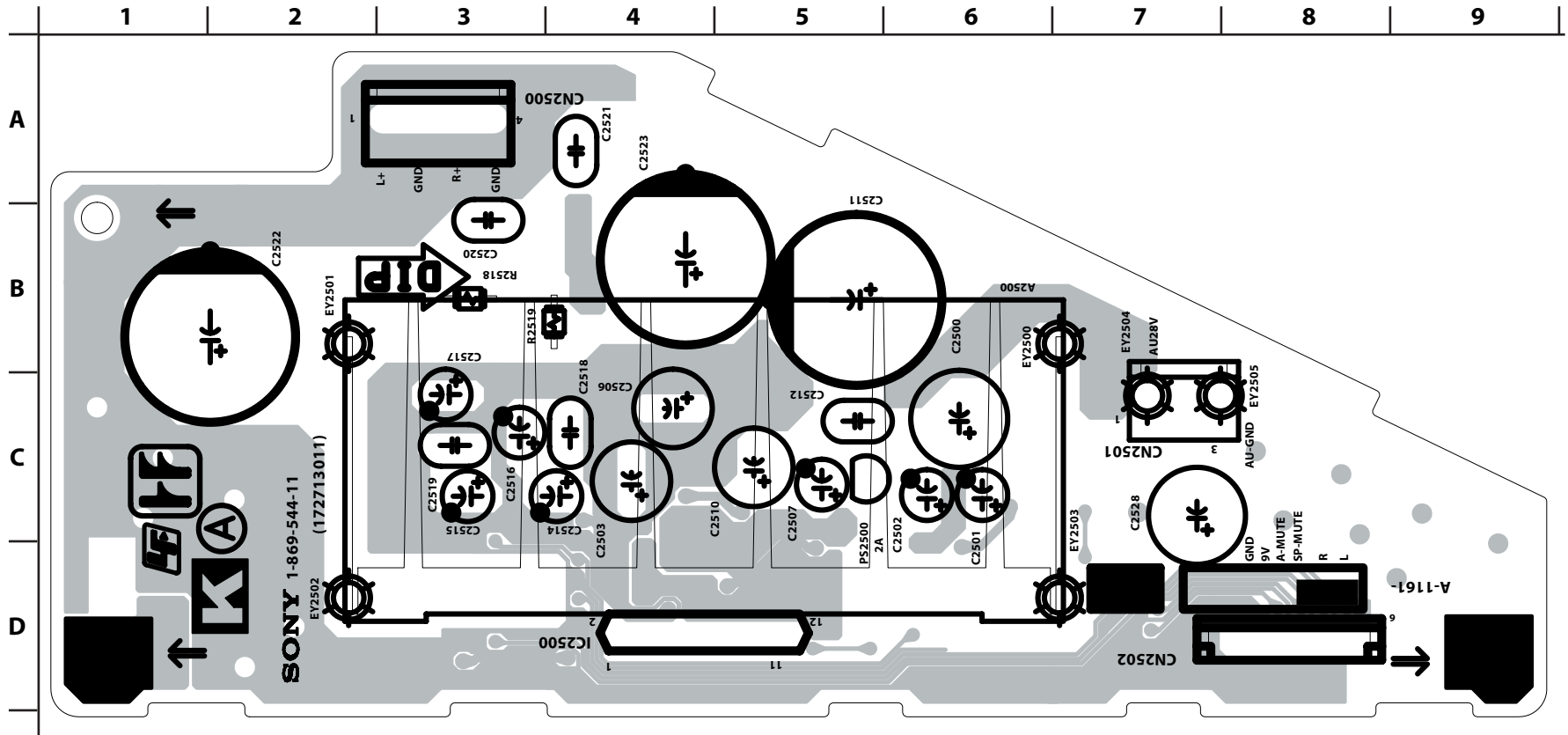
K BOARD
AUDIO OUT

9-883-709-01<LA4>K



[AUDIO OUT]

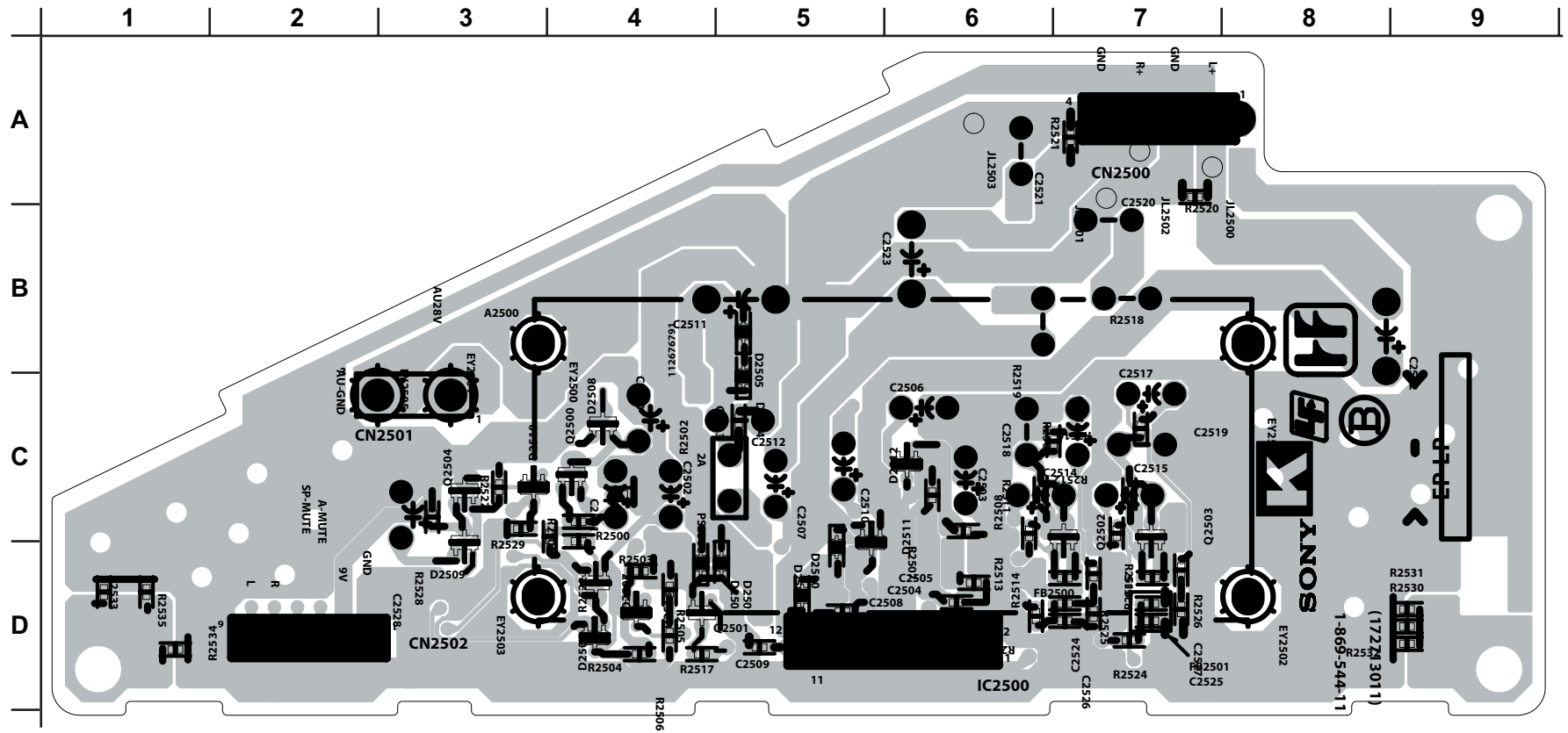
COMPONENT SIDE



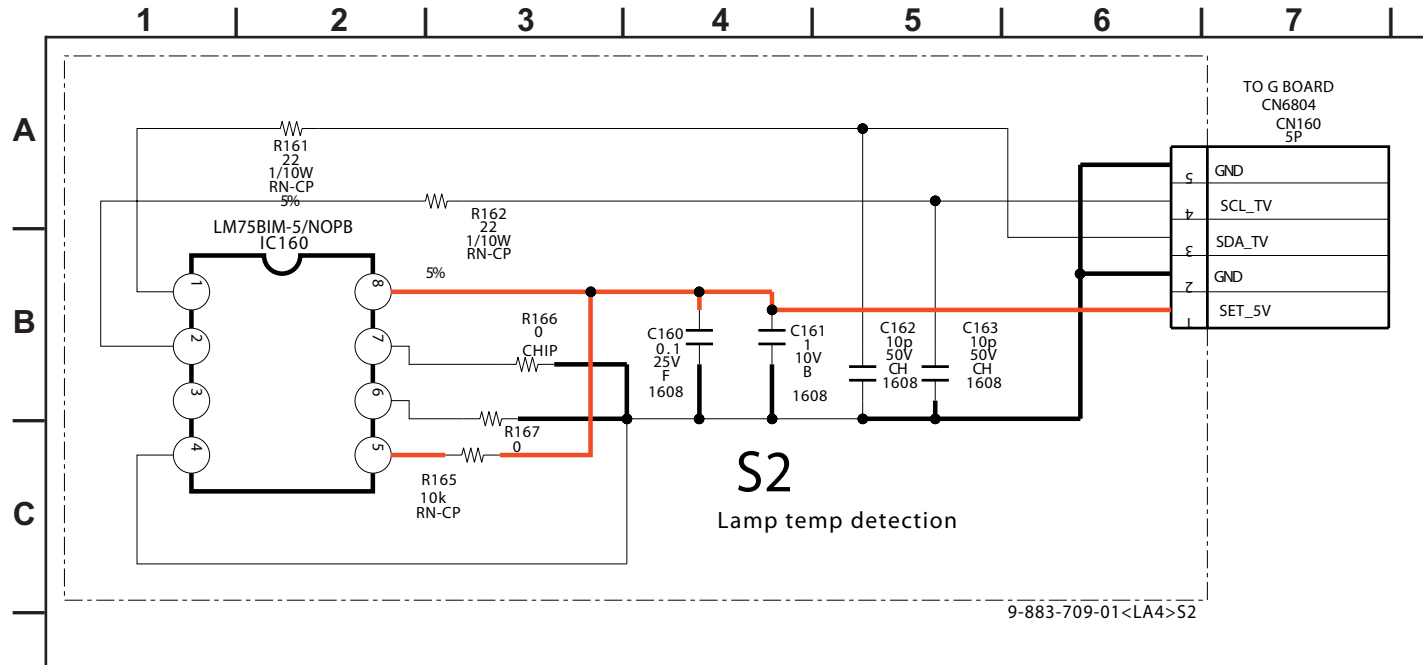


[AUDIO OUT]

CONDUCTOR SIDE

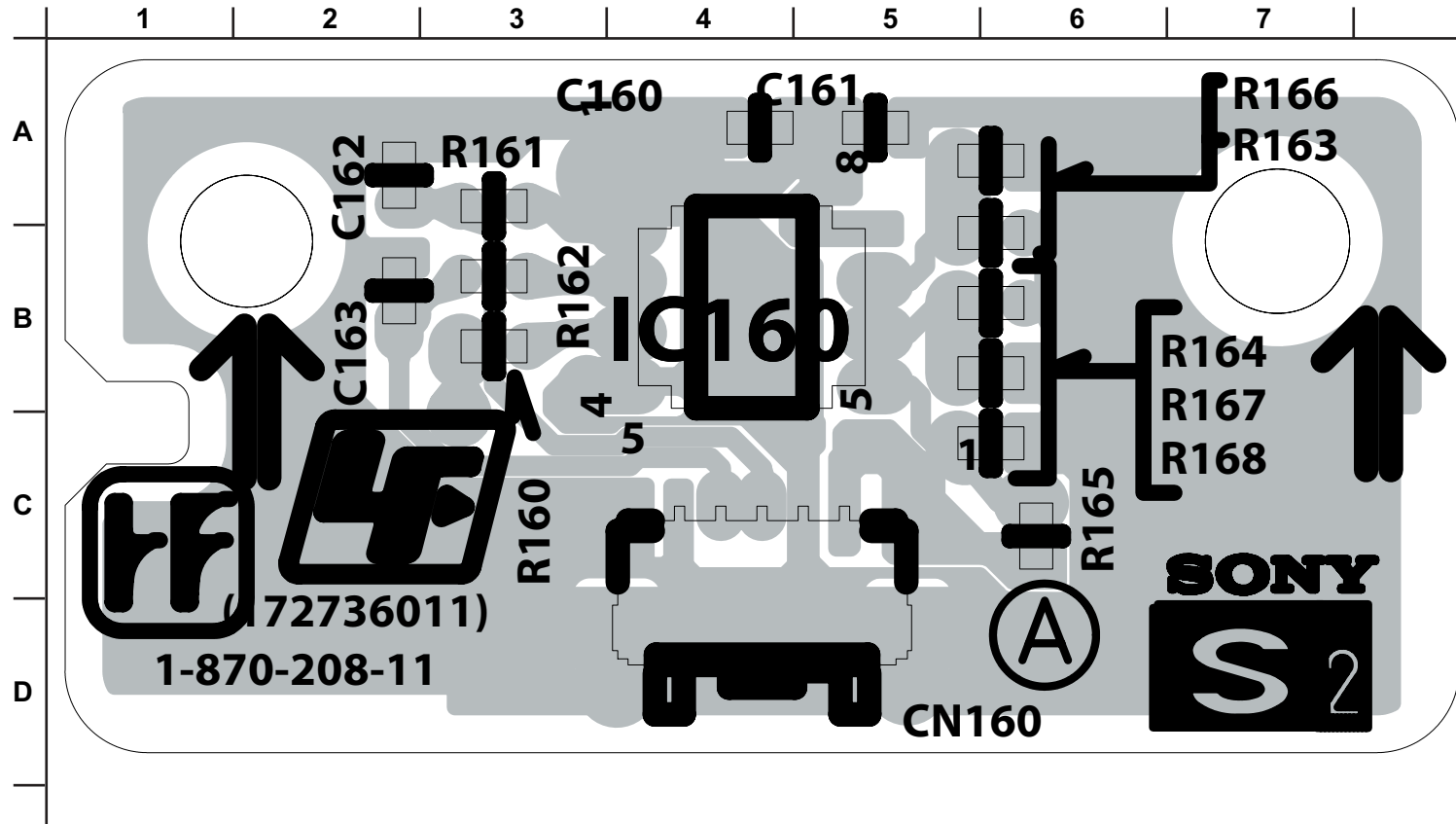


S2 BOARD SCHEMATIC DIAGRAM



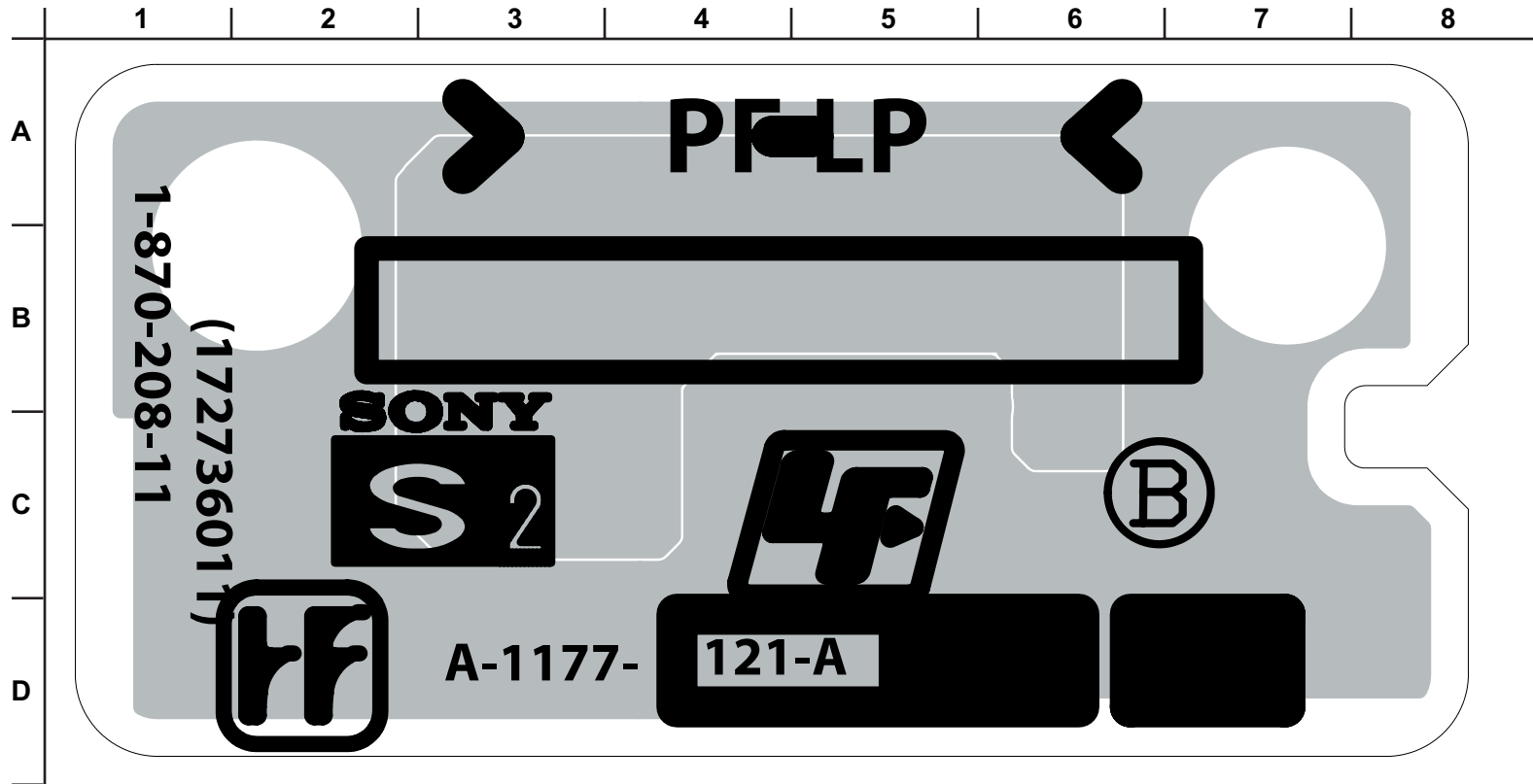
S2

[LAMP TEMPERATURE DETECTION]
COMPONENT SIDE

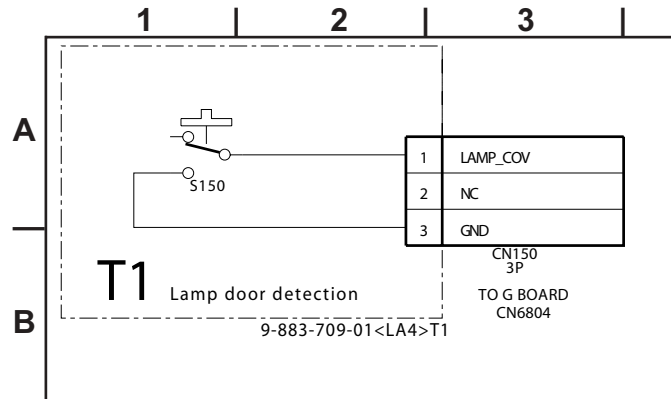


S2

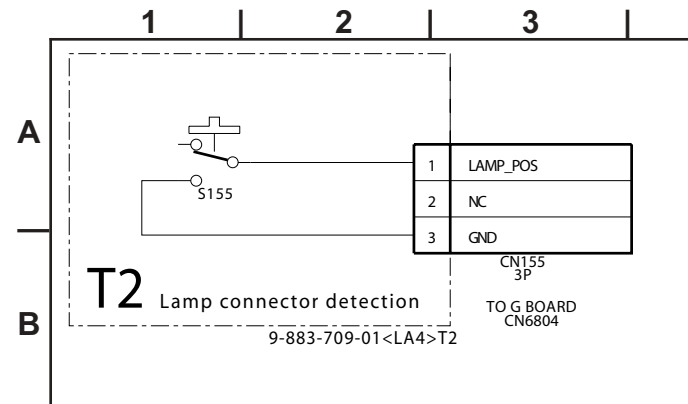
[LAMP TEMPERATURE DETECTION]
CONDUCTOR SIDE



T1 BOARD SCHEMATIC DIAGRAM

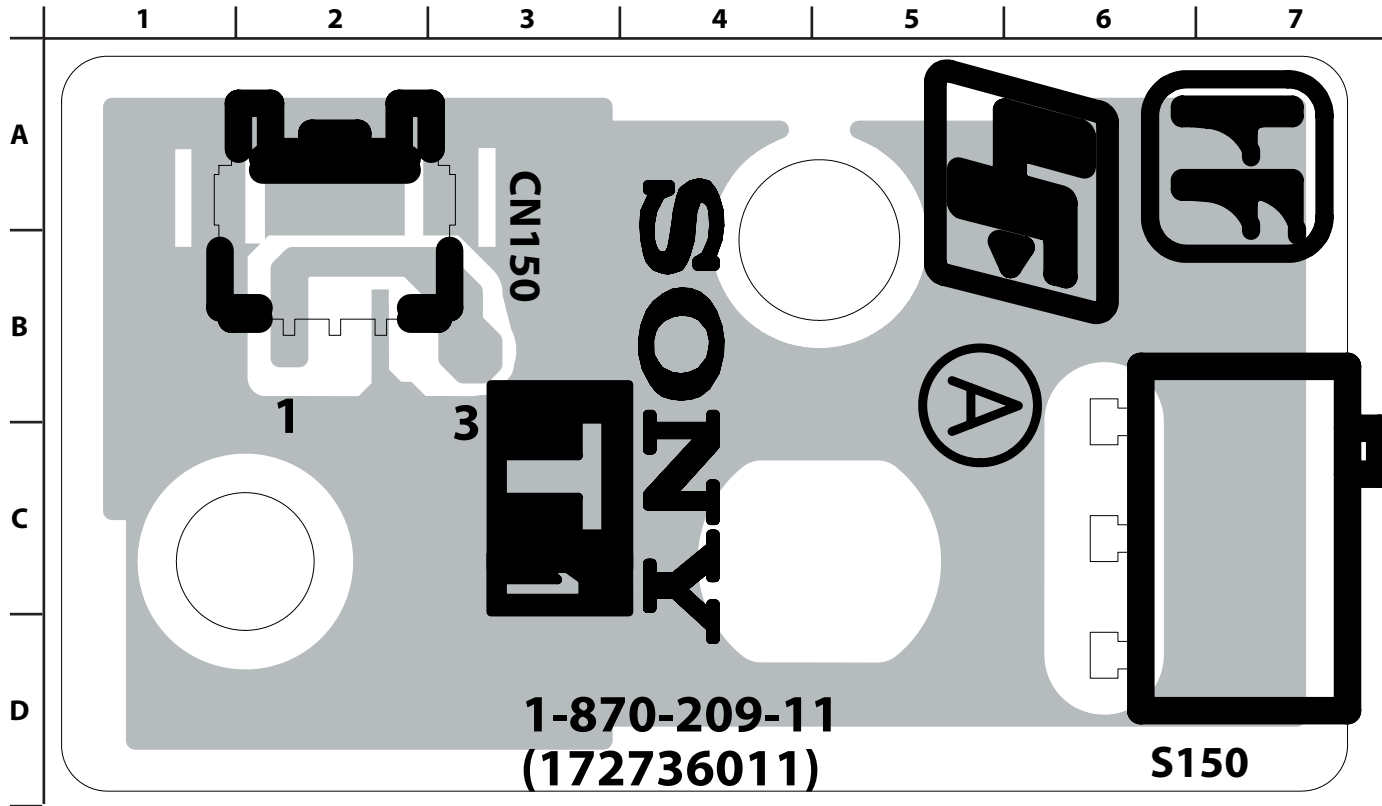


T2 BOARD SCHEMATIC DIAGRAM



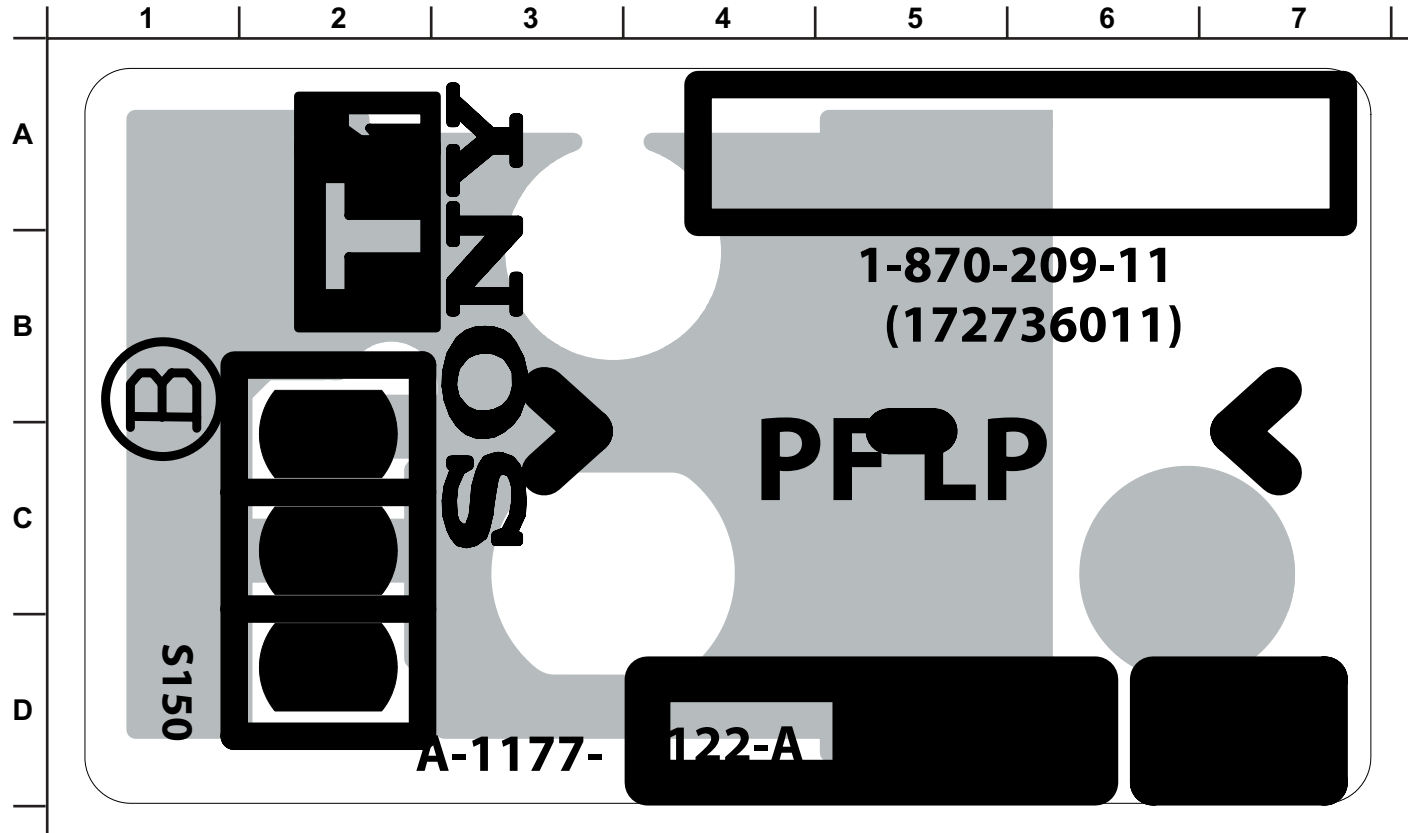
T1

[LAMP DOOR DETECTION]
COMPONENT SIDE



T1

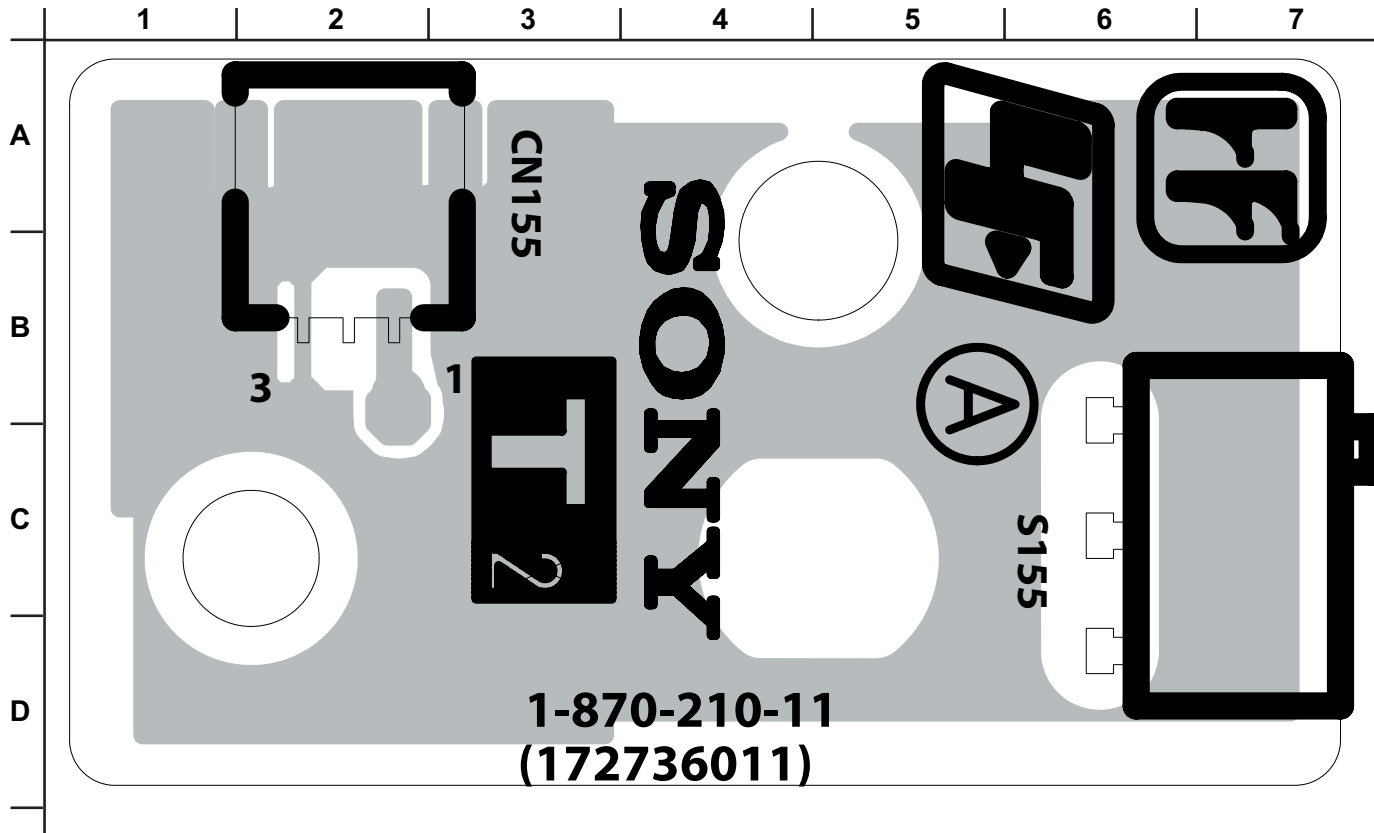
[LAMP DOOR DETECTION]
CONDUCTOR SIDE



T2

[LAMP CONNECTOR DETECTION]

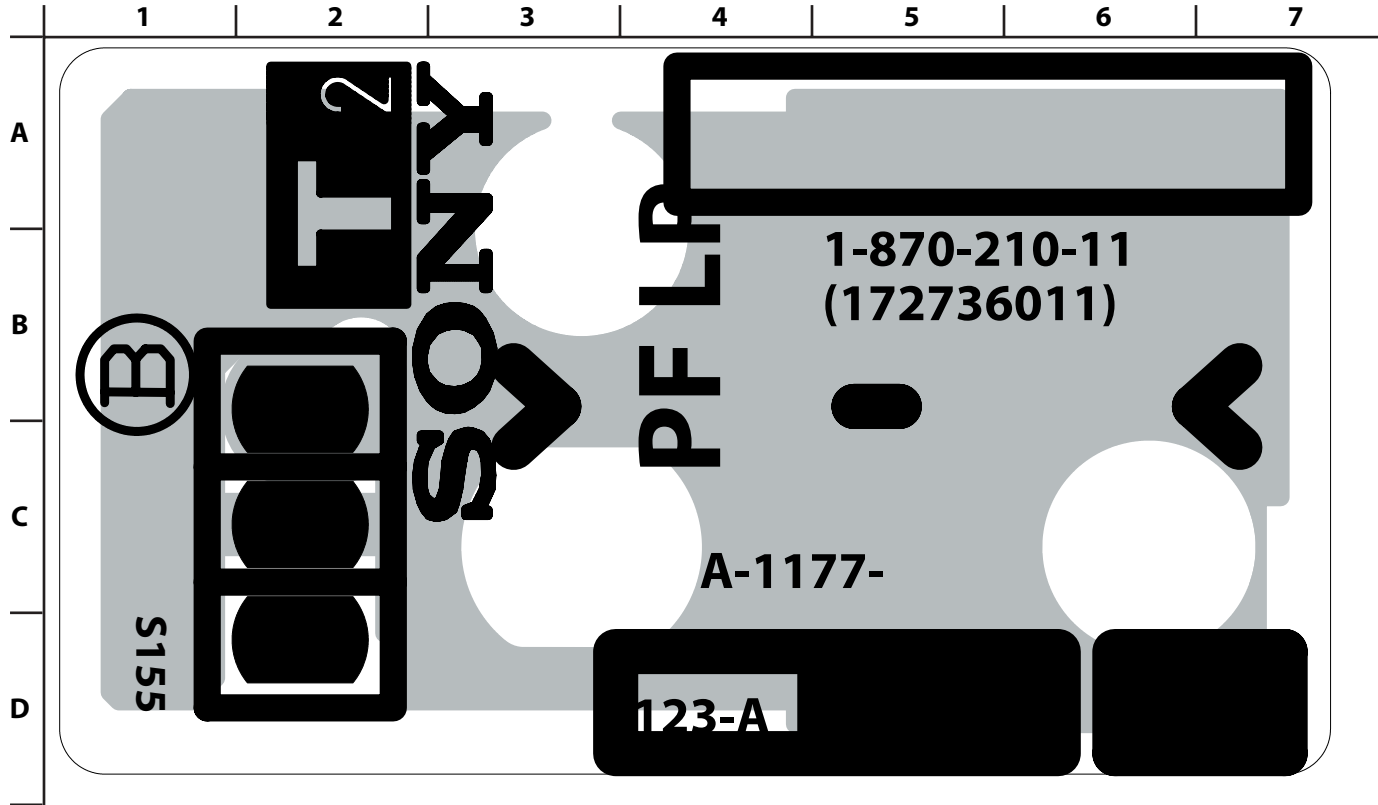
COMPONENT SIDE



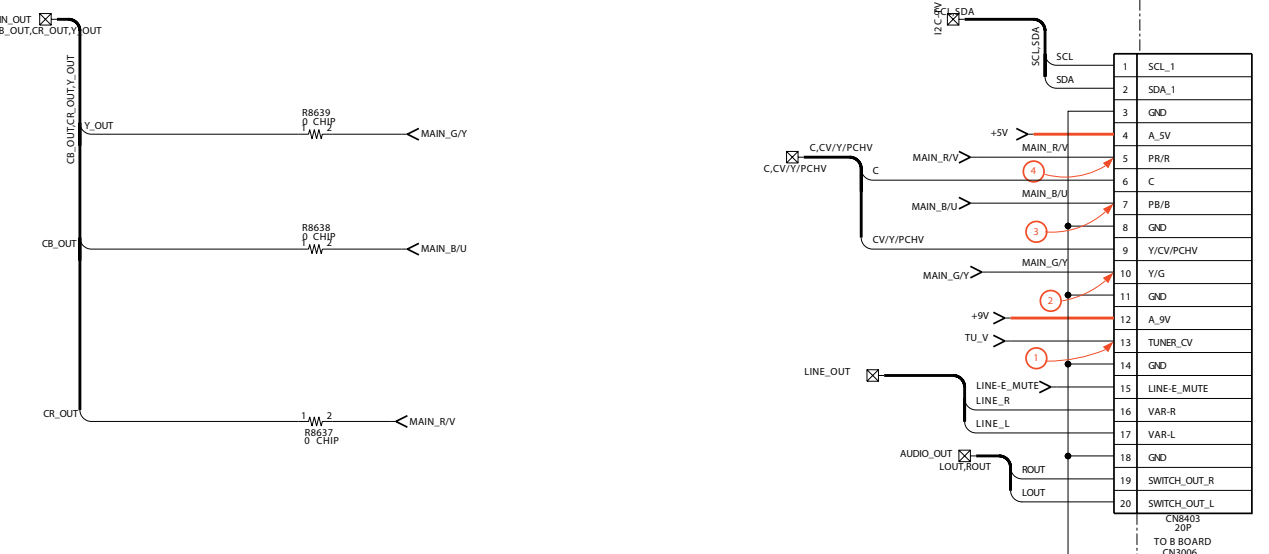
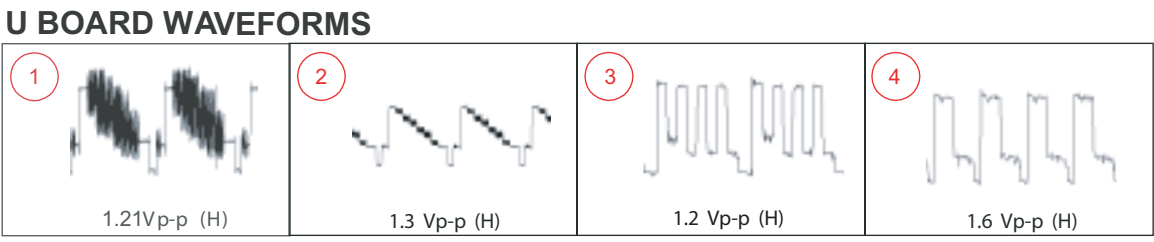
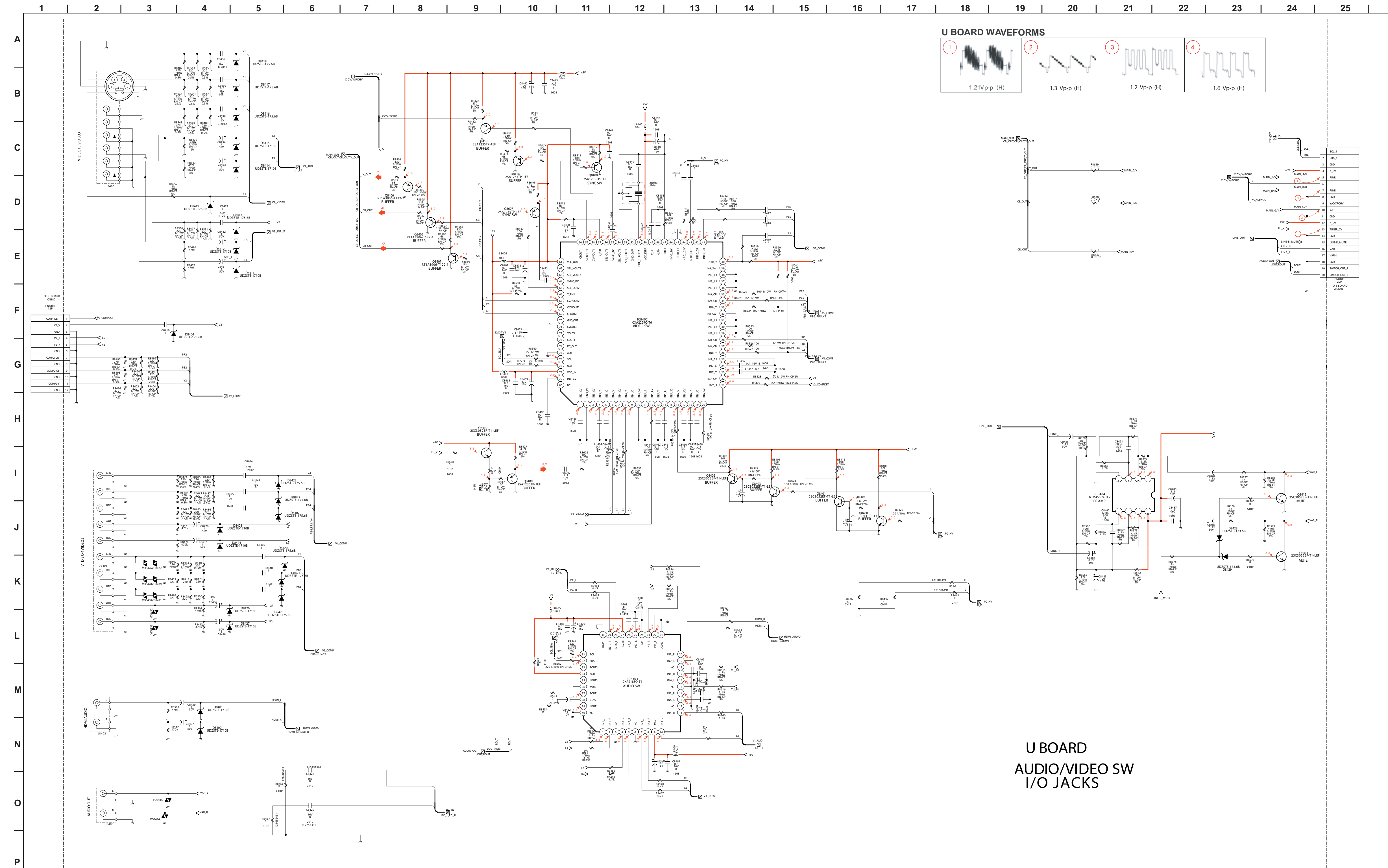
T2

[LAMP CONNECTOR DETECTION]

CONDUCTOR SIDE

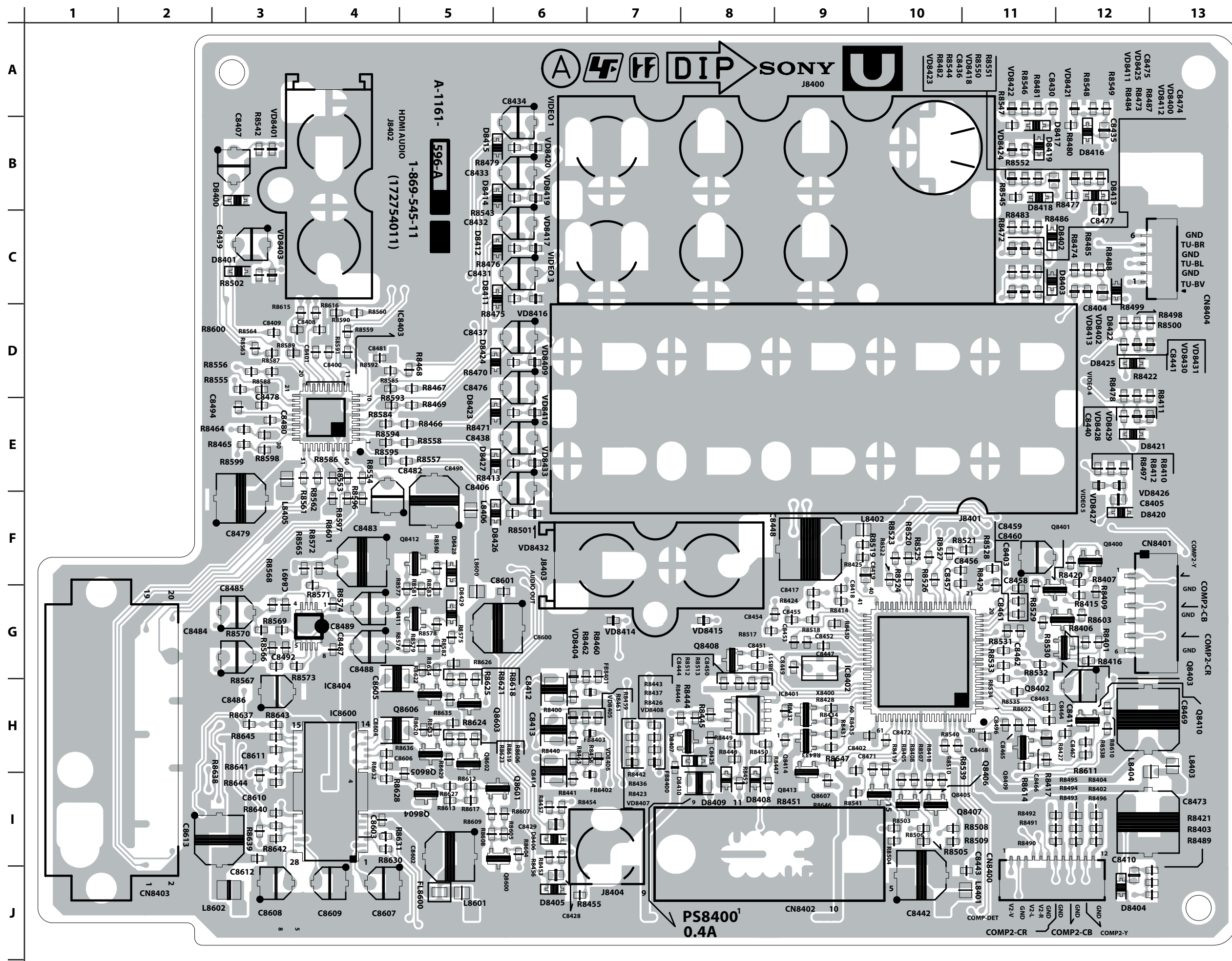


U BOARD SCHEMATIC DIAGRAM



**U BOARD
AUDIO/VIDEO SW
I/O JACKS**

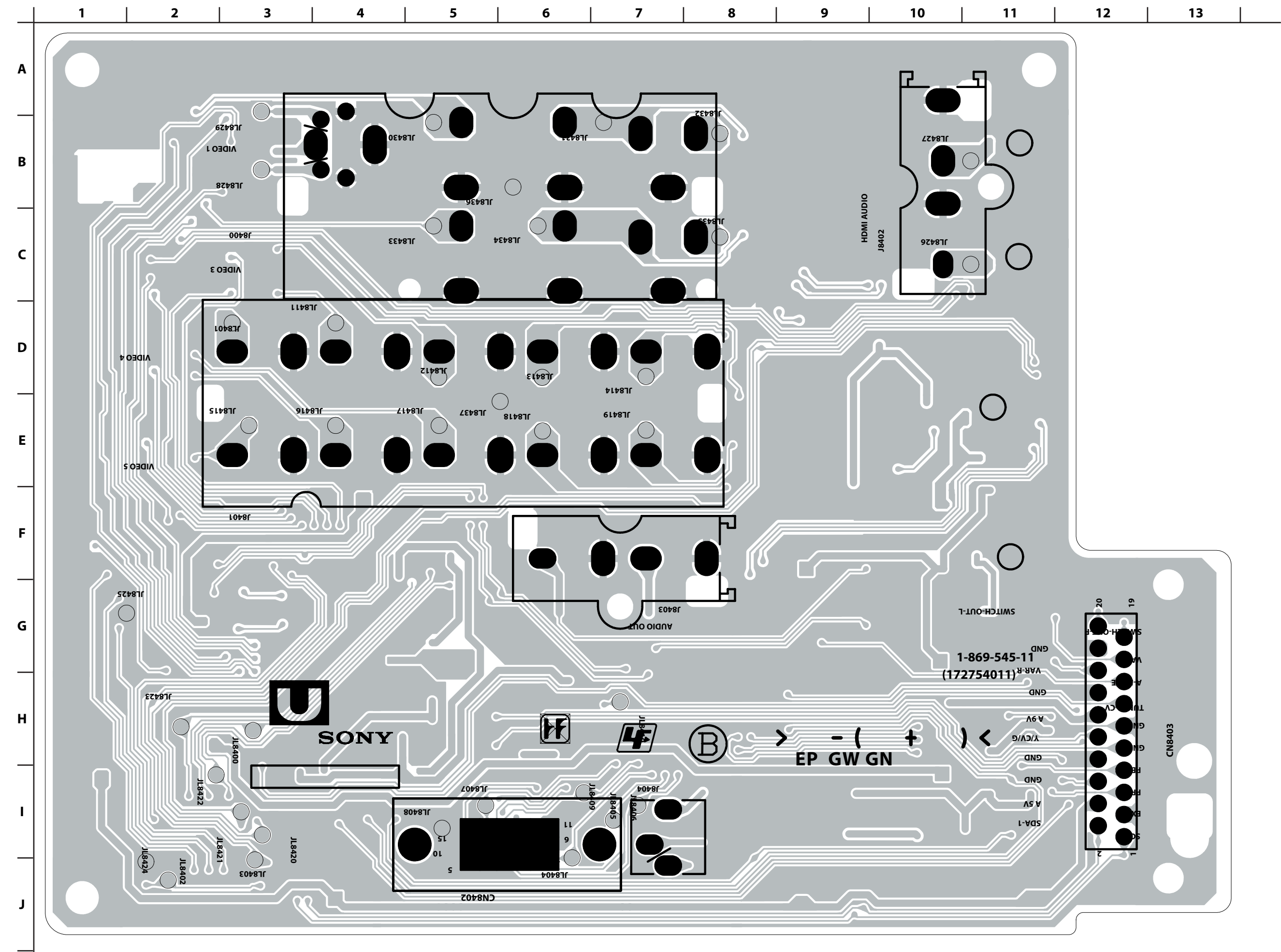
U [AUDIO/VIDEO SW, I/O JACKS]
COMPONENT SIDE



U BOARD LOCATOR LIST
COMPONENT SIDE

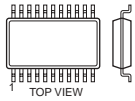
DIODE		IC		TRANSISTOR	
D8400	B-3	IC8402	H-9	Q8400	F-12
D8401	C-3	IC8403	D-5	Q8401	F-12
D8402	C-12	IC8404	H-4	Q8402	H-11
D8403	C-12			Q8403	H-13
D8404	J-12			Q8405	I-11
D8411	C-5			Q8406	H-11
D8412	C-5			Q8407	I-10
D8413	B-12			Q8408	G-8
D8414	B-5			Q8409	I-11
D8415	B-5			Q8410	H-13
D8416	B-12			Q8411	G-4
D8417	B-11			Q8412	F-5
D8418	B-11			Q8413	I-8
D8419	B-11			Q8414	H-9
D8420	F-12			Q8607	I-9
D8421	E-13				
D8422	D-12				
D8423	E-5				
D8424	D-5				
D8425	D-12				
D8426	F-6				
D8427	E-5				
D8428	F-5				
D8429	G-5				

U [AUDIO/VIDEO SW, I/O JACKS]
CONDUCTOR SIDE



3-5. SEMICONDUCTORS

LM75BIM-5/NOPB
M24C02-WMN6T(B)



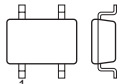
8 PINS

MCZ3001DB



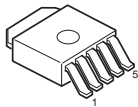
18 PINS

MM1431ATT
NJM2870F18 (TE2)
XXC6219B182MR

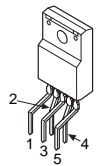


5 PINS

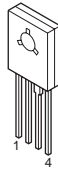
NJM2387DL2-TE1




PQ1CG2032FZ



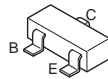
PQ30RV11



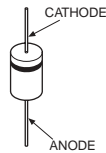
RPM7240-H8



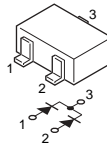
2SC1623-L5L6
UPA1716G



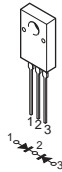
10ERB20-TB3
UF4005/23



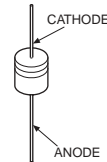
1SS184



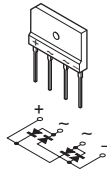
D10SC4M-F
D10SC6M-4012



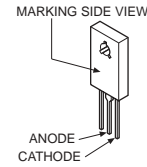
D2L20U-TA
RD8.2ES-B2



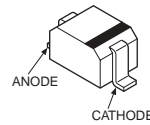
D2SB60A-F04
D2SB60L
D4SBL40
D4SBS6-F



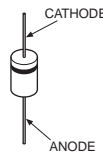
D5LC20U-4012



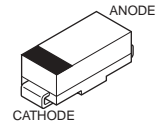
DTZ10B
HZU5.6GTRF
MA111-TX
UDZS-TE17-5.6B



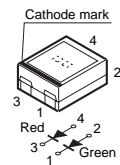
ERA22-08TP3



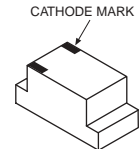
P6SMB39AT3
S3G



SML-020MVT-T86



SML-210MT-T86
SML-210VTT86
SML-310LTT86



SECTION 4: EXPLODED VIEWS

Components not identified by a part number or description are not stocked because they are seldom required for routine service.

The component parts of an assembly are indicated by the reference numbers in the far right column of the parts list and within the dotted lines of the diagram.

* Items marked with an asterisk are not stocked since they are seldom required for routine service. Expect some delay when ordering these components.

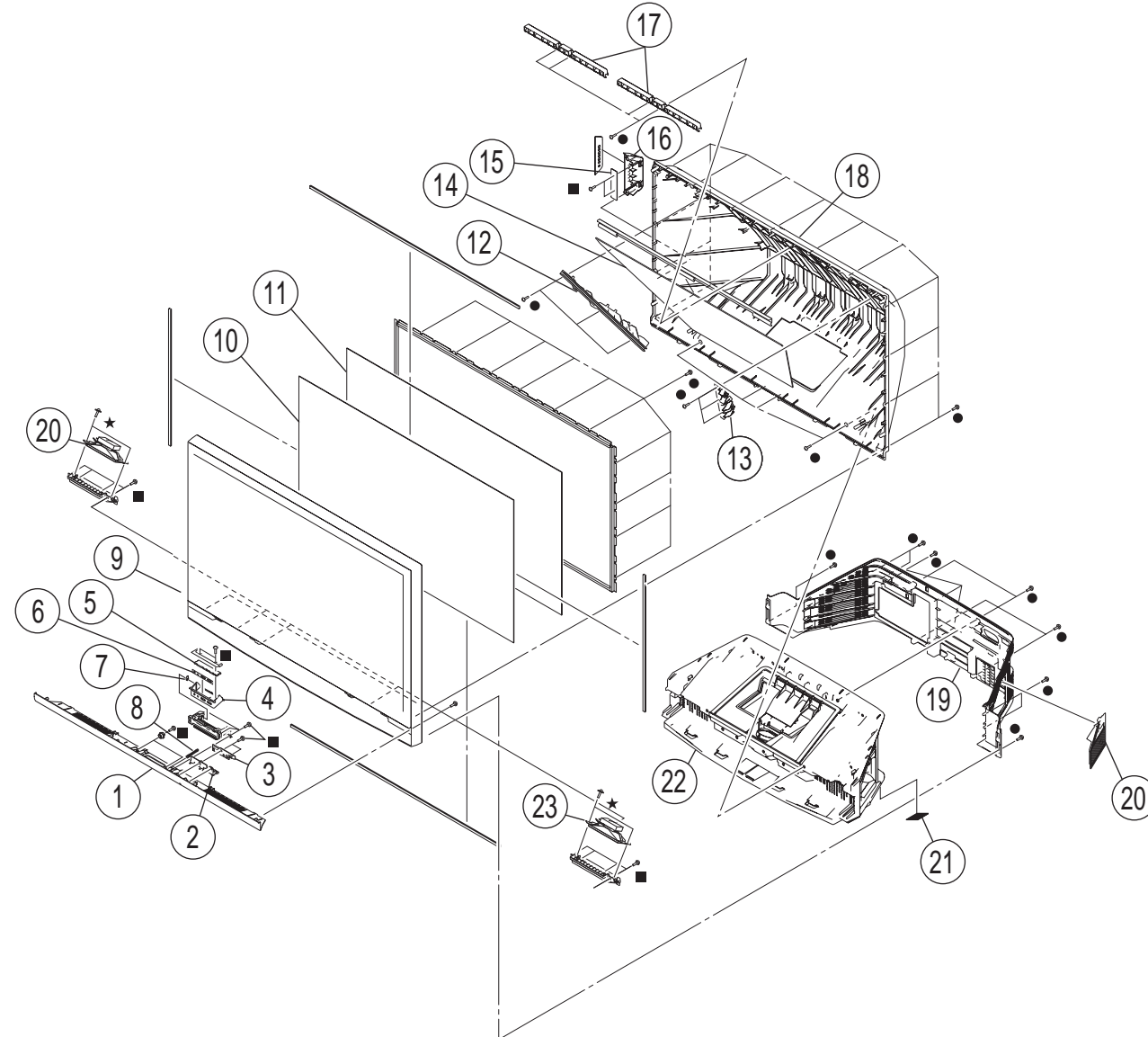
NOTE: The components identified by shading and \triangle mark are critical for safety. Replace only with part number specified.

NOTE: Les composants identifiés par un trame et une marque \triangle sont critiques pour la sécurité. Ne les remplacer que par une pièce portant le numéro spécifié.

4-1. COVERS

- 2-580-640-01 SCREW, +BVTP2 4X16
- 7-685-648-79 SCREW +BVTP 3X12 TYPE2 IT-3
- ★ 2-580-654-01 SCREW, +PWTP2 4X16

Caution:
When removing the Mirror Cover Assembly or the Screen Frame Assembly, be sure to clean the mirror and Diffusion Plate(s) to remove any dust particles.



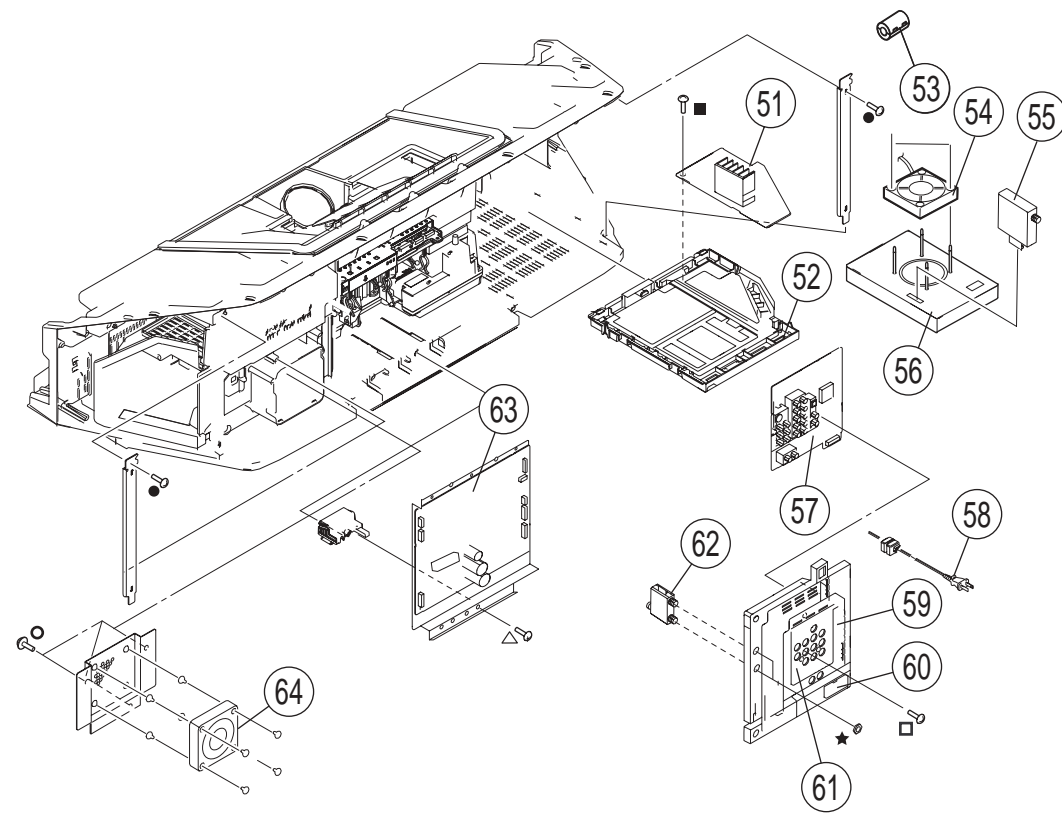
REF. NO.	PART NO.	DESCRIPTION	[ASSEMBLY INCLUDES]	REF. NO.	PART NO.	DESCRIPTION	[ASSEMBLY INCLUDES]
1	2-590-908-22	GRILL, SPEAKER (50) (KDF-50E2000 ONLY)		14	A-1205-393-A	MIRROR ASSY (KDF-46E2000/46E2010 ONLY)	
2	2-590-913-02	BUTTON, POWER		14	A-1127-074-A	MIRROR ASSY (KDF-50E2000/50E2010 ONLY)	
3	A-1177-120-A	HB BOARD, MOUNTED		14	A-1205-391-A	MIRROR ASSY (KDF-55E2000/55E2010 ONLY)	
4	2-590-915-51	TRAY, CONTROL		15	A-1161-597-A	HC BOARD, MOUNTED	
5	A-1177-119-A	HA BOARD, MOUNTED		16	2-671-869-02	BRACKET, HC (46) (KDF-46E2000/46E2010 ONLY)	
6	2-590-914-02	BUTTON, MULTI		16	2-590-909-02	BRACKET, HC (50) (KDF-50E2000/50E2010 ONLY)	
7	2-593-048-01	DAMPER		16	2-671-856-02	BRACKET, HC (55) (KDF-55E2000/55E2010 ONLY)	
8	2-593-049-01	LATCH ASSY		* 17	2-671-870-01	HOLDER, MIRROR TOP (46) (KDF-46E2000/46E2010 ONLY)	
9	A-1205-382-A	SCREEN FRAME ASSY (KDF-46E2000 ONLY)		17	2-590-910-22	HOLDER, MIRROR (50U) (KDF-50E2000/50E2010 ONLY)	
9	A-1205-384-A	SCREEN FRAME ASSY (KDF-46E2010 ONLY)		* 17	2-671-857-01	HOLDER, MIRROR TOP (55) (KDF-55E2000/55E2010 ONLY)	
9	A-1127-073-A	SCREEN FRAME ASSY (KDF-50E2000 ONLY)		18	A-1205-394-A	MIRROR COVER ASSY (KDF-46E2000/46E2010 ONLY)	
9	A-1205-385-A	SCREEN FRAME ASSY (KDF-50E2010 ONLY)		18	A-1127-075-A	MIRROR COVER ASSY (KDF-50E2000/50E2010 ONLY)	
9	A-1205-383-A	SCREEN FRAME ASSY (KDF-55E2000 ONLY)		18	A-1205-392-A	MIRROR COVER ASSY (KDF-55E2000/55E2010 ONLY)	
9	A-1205-386-A	SCREEN FRAME ASSY (KDF-55E2010 ONLY)		19	2-671-855-21	COVER, REAR (KDF-46E2000/46E2010 ONLY)	
10	2-678-222-11	PLATE (46L), DIFFUSION (KDF-46E2000/46E2010 ONLY)		19	2-671-855-01	COVER, REAR (KDF-50E2000/50E2010 ONLY)	
10	2-678-224-11	PLATE (50L), DIFFUSION (KDF-50E2000/50E2010 ONLY)		19	2-671-855-11	COVER, REAR (KDF-55E2000/55E2010 ONLY)	
10	2-678-454-11	PLATE (55L), DIFFUSION (KDF-55E2000/55E2010 ONLY)		20	2-591-156-01	DOOR, LAMP	
11	2-678-223-11	PLATE (46F), DIFFUSION (KDF-46E2000/46E2010 ONLY)		21	4-097-548-11	CUSHION, FOOT	
11	2-678-225-11	PLATE (50F), DIFFUSION (KDF-50E2000/50E2010 ONLY)		22	X-2055-653-3	CABINET ASSY, BOTTOM	
11	2-678-455-11	PLATE (55F), DIFFUSION (KDF-55E2000/55E2010 ONLY)		23	1-826-436-11	LOUDSPEAKER (13X7CM)	
12	2-890-859-21	HOLDER, MIRROR (50S) (KDF-50E2000/50E2010 ONLY)					
13	2-890-859-31	HOLDER, MIRROR (50S) (KDF-50E2000/50E2010 ONLY)					

NOTE: The components identified by shading and \triangle mark are critical for safety. Replace only with part number specified.


NOTE: Les composants identifiés par un trame et une marque \triangle sont critiques pour la sécurité. Ne les remplacer que par une pièce portant le numéro spécifié.


4-2. CHASSIS

- 2-580-640-01 SCREW, +BVTP2 4X16
- 2-580-593-01 SCREW, +PSW M3X8
- 7-685-648-79 SCREW +BVTP 3X12 TYPE2 IT-3
- 7-685-872-01 SCREW +BVTT 3X8
- △ 2-580-622-01 SCREW, +PWH M4X20
- ★ 3-682-691-00 NUT, WASHER HEXAGON



REF. NO.	PART NO.	DESCRIPTION	[ASSEMBLY INCLUDES]	REF. NO.	PART NO.	DESCRIPTION	[ASSEMBLY INCLUDES]
51	A-1175-422-A	K BOARD, COMPLETE		61	2-671-851-01	LABEL, TERMINAL	
* 52	2-671-846-01	BRACKET, MAIN		\triangle 62	8-597-580-00	ANTENNA SWITCH RFD-SA821	
* 53	1-543-830-11	CLAMP, SLEEVE FERRITE		63	A-1175-974-A	G BOARD, COMPLETE	
\triangle 54	1-787-333-21	D.C. FAN		\triangle 64	1-787-373-11	D.C. FAN	
55	A-1178-707-A	A BLOCK ASSEMBLY					
		If the Tuner (FSS BTF-WA421) fails, the complete A Block Assembly must be ordered. The Tuner cannot be ordered separately.					
56	A-1206-557-A	B BLOCK ASSEMBLY					
57	A-1175-421-A	U BOARD, COMPLETE					
\triangle 58	1-827-159-21	CORD, AC POWER (WITH CONNECTOR)					
* 59	2-671-847-01	BRACKET, TERMINAL					
60	2-671-844-01	DOOR, SERVICE					

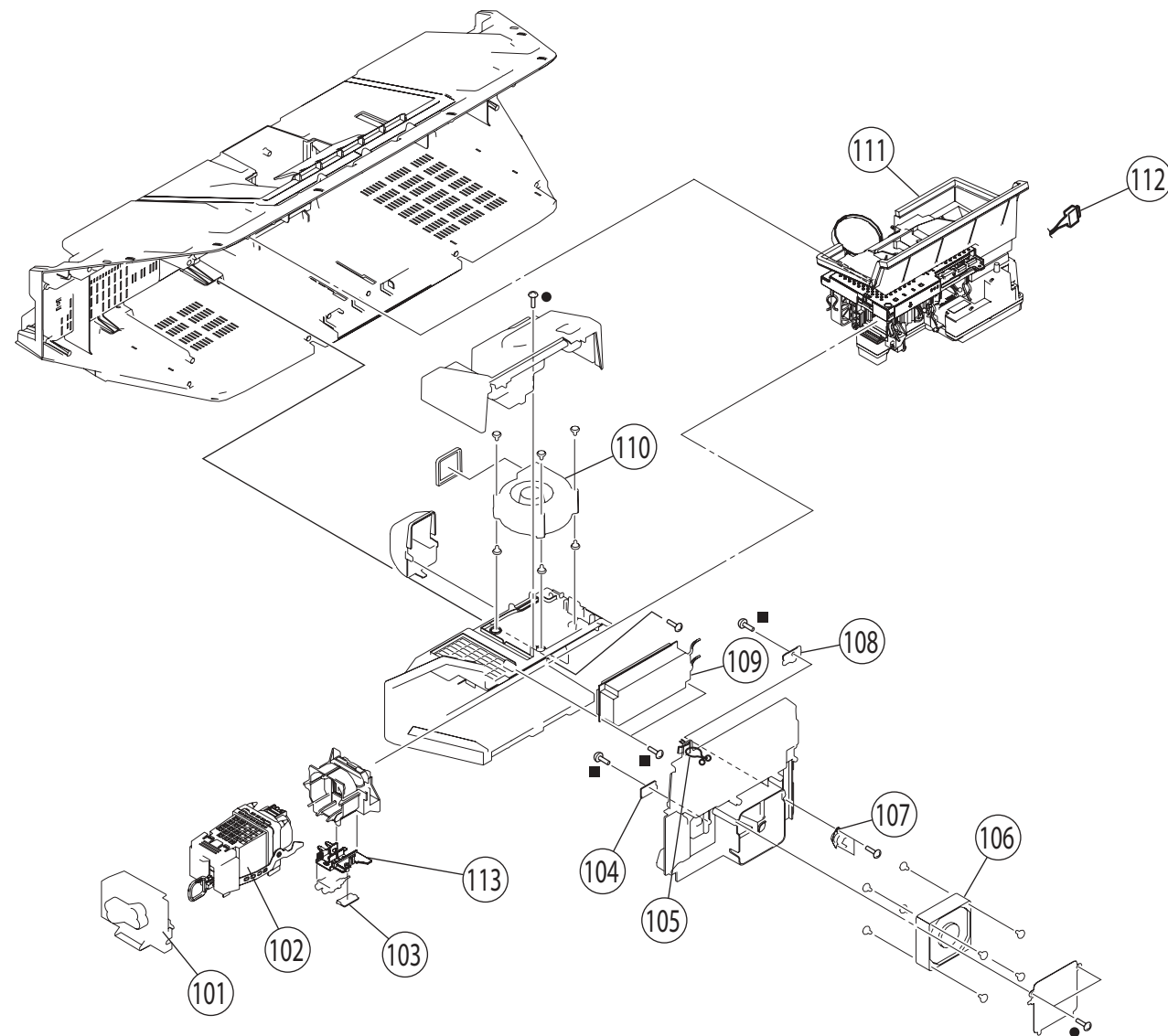
NOTE: The components identified by shading and  mark are critical for safety. Replace only with part number specified.





NOTE: Les composants identifiés par un trame et une marque  sont critiques pour la sécurité. Ne les remplacer que par une pièce portant le numéro spécifié.

4-3. OPTICS UNIT BLOCK ASSEMBLY AND LAMP ASSEMBLY

- 2-580-640-01 SCREW, +BVTP2 4X16
- 7-685-648-79 SCREW +BVTP 3X12 TYPE2 IT-3

Caution:
When replacing the Optics Unit Block Assembly or the DC Fan be sure to remove any dust particles.



REF. NO.	PART NO.	DESCRIPTION	[ASSEMBLY INCLUDES]	REF. NO.	PART NO.	DESCRIPTION	[ASSEMBLY INCLUDES]
101	X-2108-370-1	DOOR ASSY, LAMP		111	A-1197-240-A	OPTICS UNIT BLOCK(IRP)ASSY (KDF-46E2000/46E2010 ONLY)	
102	F-9308-7500	LAMP BLOCK ASSEMBLY				The C Board is part of the Optics Unit Block Assembly and cannot be ordered separately.	
103	A-1177-123-A	T2 BOARD, MOUNTED		111	A-1197-241-A	OPTICS UNIT BLOCK(IRP)ASSY (KDF-50E2000/50E2010 ONLY)	
104	A-1177-122-A	T1 BOARD, MOUNTED				The C Board is part of the Optics Unit Block Assembly and cannot be ordered separately.	
105	4-035-160-01	PURSE LOCK (S) (DIA. 12)		111	A-1197-243-A	OPTICS UNIT BLOCK(IRP)ASSY (KDF-55E2000/55E2010 ONLY)	
	106	1-787-373-11	D.C. FAN			The C Board is part of the Optics Unit Block Assembly and cannot be ordered separately.	
	107	1-576-951-11	THERMOSTAT				
	108	A-1177-121-A	S2 BOARD, MOUNTED	111	A-1197-243-A	OPTICS UNIT BLOCK(IRP)ASSY (KDF-55E2000/55E2010 ONLY)	
	109	A-1247-118-A	BALLAST POWER SUPPLY KIT			The C Board is part of the Optics Unit Block Assembly and cannot be ordered separately.	
	110	1-787-374-11	D.C. FAN	112	1-830-099-41	LEAD WIRE WITH CONNECTOR (LVDS)	
					113	2-673-375-02	HOLDER, CONNECTOR (FOR T2 BOARD)

SECTION 5: ELECTRICAL PARTS LIST

NOTE: The components identified by shading and \triangle mark are critical for safety. Replace only with part number specified.

NOTE: Les composants identifiés par un trame et une marque \triangle sont critiques pour la sécurité. Ne les remplacer que par une pièce portant le numéro spécifié.

* Items marked with an asterisk are not stocked since they are seldom required for routine service. Expect some delay when ordering these components.

RESISTORS

- All resistors are in ohms
- F : nonflammable
- All variable and adjustable resistors have characteristic curve B, unless otherwise noted.



When ordering parts by reference number, please include the board name.

REF. NO.	PART NO.	DESCRIPTION	VALUES			REF. NO.	PART NO.	DESCRIPTION	VALUES		
<div style="border: 1px solid black; padding: 5px; width: 40px; float: left; margin-bottom: 10px;">A</div> <p>A-1178-707-A A BLOCK ASSY</p> <p>Due to the complexity of this board, performing component level field repairs is not recommended. If service is required, complete block assembly replacement is the preferred repair method. Data is provided for reference only.</p>						C1025	1-128-996-11	ELECT CHIP	4.7 μ F	20%	50V
						C1026	1-162-995-11	CERAMIC CHIP	0.022 μ F		50V
						C1027	1-162-964-11	CERAMIC CHIP	0.001 μ F	10%	50V
						C1028	1-128-396-11	ELECT CHIP	470 μ F	20%	10V
						C1029	1-162-970-11	CERAMIC CHIP	0.01 μ F	10%	25V
						C1030	1-162-964-11	CERAMIC CHIP	0.001 μ F	10%	50V
						C1032	1-125-889-91	CERAMIC CHIP	2.2 μ F	10%	10V
						C1035	1-162-964-11	CERAMIC CHIP	0.001 μ F	10%	50V
						C1036	1-162-921-11	CERAMIC CHIP	33pF	5%	50V
						C1037	1-162-921-11	CERAMIC CHIP	33pF	5%	50V
						C1038	1-162-921-11	CERAMIC CHIP	33pF	5%	50V
						C1039	1-162-917-11	CERAMIC CHIP	15pF	5%	50V
						C1040	1-162-917-11	CERAMIC CHIP	15pF	5%	50V
						C1041	1-162-905-11	CERAMIC CHIP	1pF	0.25pF	50V
						C1042	1-162-905-11	CERAMIC CHIP	1pF	0.25pF	50V
						C1043	1-162-917-11	CERAMIC CHIP	15pF	5%	50V
						C1044	1-162-917-11	CERAMIC CHIP	15pF	5%	50V
						C1045	1-162-964-11	CERAMIC CHIP	0.001 μ F	10%	50V
						C1048	1-162-921-11	CERAMIC CHIP	33pF	5%	50V
						CONNECTOR					
						* CN1002	1-820-541-11	CONNECTOR, BOARD TO BOARD	22P		
						DIODE					
						D1000	8-719-977-28	DIODE		DTZ10B	
						FERRITE BEAD					
						FB1000	1-400-089-21	FERRITE		0 μ H	
						FB1001	1-414-229-11	FERRITE		0 μ H	
						FB1002	1-414-229-11	FERRITE		0 μ H	
						FB1003	1-414-229-11	FERRITE		0 μ H	
						FB1004	1-414-229-11	FERRITE		0 μ H	
						FB1005	1-414-226-21	FERRITE		0 μ H	
						FB1006	1-414-226-21	FERRITE		0 μ H	
						C1000	1-165-492-21	ELECT CHIP	100 μ F	20%	10V
						C1001	1-115-566-11	CERAMIC CHIP	4.7 μ F	10%	10V
						C1002	1-107-826-11	CERAMIC CHIP	0.1 μ F	10%	16V
						C1003	1-107-826-11	CERAMIC CHIP	0.1 μ F	10%	16V
						C1004	1-137-765-21	ELECT CHIP	47 μ F	20%	16V
						C1005	1-137-765-21	ELECT CHIP	47 μ F	20%	16V
						C1006	1-162-995-11	CERAMIC CHIP	0.022 μ F		50V
						C1007	1-162-995-11	CERAMIC CHIP	0.022 μ F		50V
						C1008	1-128-996-11	ELECT CHIP	4.7 μ F	20%	50V
						C1009	1-165-319-11	CERAMIC CHIP	0.1 μ F		50V
						C1010	1-128-996-11	ELECT CHIP	4.7 μ F	20%	50V
						C1011	1-127-820-11	CERAMIC CHIP	4.7 μ F	10%	16V
						C1012	1-107-826-11	CERAMIC CHIP	0.1 μ F	10%	16V
						C1013	1-127-820-11	CERAMIC CHIP	4.7 μ F	10%	16V
						C1014	1-107-826-11	CERAMIC CHIP	0.1 μ F	10%	16V
						C1015	1-117-681-11	ELECT CHIP	100 μ F	20%	16V
						C1016	1-127-820-11	CERAMIC CHIP	4.7 μ F	10%	16V
						C1017	1-164-156-11	CERAMIC CHIP	0.1 μ F		25V
						C1018	1-107-826-11	CERAMIC CHIP	0.1 μ F	10%	16V
						C1019	1-137-765-21	ELECT CHIP	47 μ F	20%	16V
						C1020	1-162-970-11	CERAMIC CHIP	0.01 μ F	10%	25V
						C1021	1-100-588-21	ELECT CHIP	1000 μ F	20%	6.3V
						C1022	1-162-970-11	CERAMIC CHIP	0.01 μ F	10%	25V
						C1023	1-164-156-11	CERAMIC CHIP	0.1 μ F		25V
						C1024	1-107-826-11	CERAMIC CHIP	0.1 μ F	10%	16V



REF. NO.	PART NO.	DESCRIPTION	VALUES	REF. NO.	PART NO.	DESCRIPTION	VALUES
FB1007	1-414-226-21	FERRITE	0μH	R1022	1-218-911-11	METAL CHIP	470K 0.50% 1/10W
FB1008	1-414-226-21	FERRITE	0μH	R1023	1-218-891-11	METAL CHIP	68K 0.50% 1/10W
FB1009	1-414-226-21	FERRITE	0μH	R1024	1-218-867-11	METAL CHIP	6.8K 0.50% 1/10W
IC				R1025	1-216-821-11	METAL CHIP	1K 5% 1/10W
IC1000	8-749-925-00	IC	TK11819MTL	R1030	1-218-895-11	METAL CHIP	100K 0.50% 1/10W
IC1001	6-708-171-01	IC	MIC5235YM5TR	R1031	1-216-864-11	SHORT CHIP	
COIL				R1032	1-216-809-11	METAL CHIP	100 5% 1/10W
L1000	1-400-180-21	FERRITE	0μH	R1033	1-216-835-11	METAL CHIP	15K 5% 1/10W
L1001	1-414-755-11	INDUCTOR	22μH	R1034	1-216-833-11	METAL CHIP	10K 5% 1/10W
L1002	1-412-642-61	INDUCTOR	1.2MH	R1038	1-216-809-11	METAL CHIP	100 5% 1/10W
L1003	1-414-755-11	INDUCTOR	22μH	R1039	1-216-864-11	SHORT CHIP	
L1004	1-414-754-11	INDUCTOR	10μH	R1041	1-216-809-11	METAL CHIP	100 5% 1/10W
L1005	1-414-754-11	INDUCTOR	10μH	R1042	1-216-821-11	METAL CHIP	1K 5% 1/10W
L1006	1-414-754-11	INDUCTOR	10μH	R1043	1-216-821-11	METAL CHIP	1K 5% 1/10W
L1007	1-414-754-11	INDUCTOR	10μH	R1044	1-216-821-11	METAL CHIP	1K 5% 1/10W
TRANSISTOR				R1045	1-216-817-11	METAL CHIP	470 5% 1/10W
Q1000	8-729-600-22	TRANSISTOR	2SA1235-F	R1047	1-216-833-11	METAL CHIP	10K 5% 1/10W
Q1001	8-729-120-28	TRANSISTOR	2SC1623-L5L6	B			
Q1002	8-729-600-22	TRANSISTOR	2SA1235-F				
Q1003	8-729-120-28	TRANSISTOR	2SC1623-L5L6				
Q1004	8-729-120-28	TRANSISTOR	2SC1623-L5L6				
RESISTOR				CAPACITOR			
R1003	1-216-864-11	SHORT CHIP		C2000	1-127-931-21	ELECT CHIP	470μF 20% 16V
R1004	1-216-864-11	SHORT CHIP		C2005	1-164-360-11	CERAMIC CHIP	0.1μF 16V
R1005	1-216-864-11	SHORT CHIP		C2006	1-124-779-00	ELECT CHIP	10μF 20% 16V
R1006	1-216-864-11	SHORT CHIP		C2007	1-124-779-00	ELECT CHIP	10μF 20% 16V
R1007	1-216-821-11	METAL CHIP	1K 5% 1/10W	C2008	1-164-360-11	CERAMIC CHIP	0.1μF 16V
R1008	1-216-821-11	METAL CHIP	1K 5% 1/10W	C2009	1-128-996-11	ELECT CHIP	4.7μF 20% 50V
R1009	1-216-821-11	METAL CHIP	1K 5% 1/10W	C2010	1-115-416-11	CERAMIC CHIP	0.001μF 5% 25V
R1010	1-216-821-11	METAL CHIP	1K 5% 1/10W	C2011	1-162-915-11	CERAMIC CHIP	10pF 0.50pF 50V
R1011	1-216-837-11	METAL CHIP	22K 5% 1/10W	C2012	1-128-357-11	ELECT CHIP	10μF 20% 16V
R1012	1-216-837-11	METAL CHIP	22K 5% 1/10W	C2013	1-128-357-11	ELECT CHIP	10μF 20% 16V
R1013	1-216-825-11	METAL CHIP	2.2K 5% 1/10W	C2014	1-164-360-11	CERAMIC CHIP	0.1μF 16V
R1014	1-216-825-11	METAL CHIP	2.2K 5% 1/10W	C2015	1-162-915-11	CERAMIC CHIP	10pF 0.50pF 50V
R1015	1-216-837-11	METAL CHIP	22K 5% 1/10W	C2016	1-124-779-00	ELECT CHIP	10μF 20% 16V
R1016	1-216-821-11	METAL CHIP	1K 5% 1/10W	C2017	1-107-826-11	CERAMIC CHIP	0.1μF 10% 16V
R1017	1-216-845-11	METAL CHIP	100K 5% 1/10W				
R1018	1-216-821-11	METAL CHIP	1K 5% 1/10W				
R1019	1-216-295-91	SHORT CHIP					
R1021	1-216-809-11	METAL CHIP	100 5% 1/10W				

A-1206-557-A B BLOCK (IRP) ASSY

Due to the complexity of this board, performing component level field repairs is not recommended. If service is required, complete block assembly replacement is the preferred repair method. Data is provided for reference only.



REF. NO.	PART NO.	DESCRIPTION	VALUES			REF. NO.	PART NO.	DESCRIPTION	VALUES		
C2019	1-162-970-11	CERAMIC CHIP	0.01μF	10%	25V	C3011	1-162-970-11	CERAMIC CHIP	0.01μF	10%	25V
C2020	1-107-826-11	CERAMIC CHIP	0.1μF	10%	16V	C3012	1-162-970-11	CERAMIC CHIP	0.01μF	10%	25V
C2021	1-128-992-21	ELECT CHIP	47μF	20%	25V	C3013	1-128-993-21	ELECT CHIP	22μF	20%	10V
C2022	1-162-970-11	CERAMIC CHIP	0.01μF	10%	25V	C3014	1-165-989-11	CERAMIC CHIP	10μF	10%	6.3V
C2023	1-127-760-11	CERAMIC CHIP	4.7μF	10%	6.3V	C3015	1-107-826-11	CERAMIC CHIP	0.1μF	10%	16V
C2025	1-162-970-11	CERAMIC CHIP	0.01μF	10%	25V	C3020	1-127-715-91	CERAMIC CHIP	0.22μF	10%	16V
C2026	1-164-360-11	CERAMIC CHIP	0.1μF		16V	C3021	1-107-826-11	CERAMIC CHIP	0.1μF	10%	16V
C2027	1-124-779-00	ELECT CHIP	10μF	20%	16V	C3022	1-107-826-11	CERAMIC CHIP	0.1μF	10%	16V
C2028	1-164-360-11	CERAMIC CHIP	0.1μF		16V	C3025	1-127-715-91	CERAMIC CHIP	0.22μF	10%	16V
C2029	1-162-966-11	CERAMIC CHIP	0.0022μF	10%	50V	C3026	1-107-826-11	CERAMIC CHIP	0.1μF	10%	16V
C2033	1-162-966-11	CERAMIC CHIP	0.0022μF	10%	50V	C3027	1-107-826-11	CERAMIC CHIP	0.1μF	10%	16V
C2100	1-126-394-11	ELECT CHIP	10μF	20%	16V	C3030	1-127-715-91	CERAMIC CHIP	0.22μF	10%	16V
C2101	1-162-966-11	CERAMIC CHIP	0.0022μF	10%	50V	C3031	1-107-826-11	CERAMIC CHIP	0.1μF	10%	16V
C2102	1-162-966-11	CERAMIC CHIP	0.0022μF	10%	50V	C3032	1-107-826-11	CERAMIC CHIP	0.1μF	10%	16V
C2103	1-126-394-11	ELECT CHIP	10μF	20%	16V	C3033	1-107-826-11	CERAMIC CHIP	0.1μF	10%	16V
C2104	1-164-230-11	CERAMIC CHIP	220pF	5%	50V	C3034	1-162-926-11	CERAMIC CHIP	82pF	5%	50V
C2105	1-107-826-11	CERAMIC CHIP	0.1μF	10%	16V	C3035	1-117-681-11	ELECT CHIP	100μF	20%	16V
C2106	1-162-966-11	CERAMIC CHIP	0.0022μF	10%	50V	C3036	1-162-970-11	CERAMIC CHIP	0.01μF	10%	25V
C2107	1-107-826-11	CERAMIC CHIP	0.1μF	10%	16V	C3037	1-107-826-11	CERAMIC CHIP	0.1μF	10%	16V
C2108	1-126-394-11	ELECT CHIP	10μF	20%	16V	C3038	1-162-964-11	CERAMIC CHIP	0.001μF	10%	50V
C2109	1-162-966-11	CERAMIC CHIP	0.0022μF	10%	50V	C3039	1-107-826-11	CERAMIC CHIP	0.1μF	10%	16V
C2110	1-162-966-11	CERAMIC CHIP	0.0022μF	10%	50V	C3040	1-162-918-11	CERAMIC CHIP	18pF	5%	50V
C2111	1-164-230-11	CERAMIC CHIP	220pF	5%	50V	C3041	1-162-917-11	CERAMIC CHIP	15pF	5%	50V
C2112	1-162-966-11	CERAMIC CHIP	0.0022μF	10%	50V	C3042	1-107-826-11	CERAMIC CHIP	0.1μF	10%	16V
C2113	1-126-394-11	ELECT CHIP	10μF	20%	16V	C3043	1-162-964-11	CERAMIC CHIP	0.001μF	10%	50V
C2114	1-164-505-11	CERAMIC CHIP	2.2μF		16V	C3044	1-107-826-11	CERAMIC CHIP	0.1μF	10%	16V
C2115	1-126-394-11	ELECT CHIP	10μF	20%	16V	C3045	1-107-826-11	CERAMIC CHIP	0.1μF	10%	16V
C2117	1-126-394-11	ELECT CHIP	10μF	20%	16V	C3046	1-162-918-11	CERAMIC CHIP	18pF	5%	50V
C2118	1-126-394-11	ELECT CHIP	10μF	20%	16V	C3047	1-162-917-11	CERAMIC CHIP	15pF	5%	50V
C2119	1-126-394-11	ELECT CHIP	10μF	20%	16V	C3050	1-107-826-11	CERAMIC CHIP	0.1μF	10%	16V
C2120	1-126-394-11	ELECT CHIP	10μF	20%	16V	C3052	1-164-156-11	CERAMIC CHIP	0.1μF		25V
C2121	1-126-394-11	ELECT CHIP	10μF	20%	16V	C3053	1-162-970-11	CERAMIC CHIP	0.01μF	10%	25V
C2122	1-126-394-11	ELECT CHIP	10μF	20%	16V	C3056	1-162-970-11	CERAMIC CHIP	0.01μF	10%	25V
C3000	1-107-826-11	CERAMIC CHIP	0.1μF	10%	16V	C3057	1-128-994-21	ELECT CHIP	47μF	20%	10V
C3001	1-128-994-21	ELECT CHIP	47μF	20%	10V	C3059	1-107-826-11	CERAMIC CHIP	0.1μF	10%	16V
C3002	1-107-826-11	CERAMIC CHIP	0.1μF	10%	16V	C3060	1-128-993-21	ELECT CHIP	22μF	20%	10V
C3003	1-128-994-21	ELECT CHIP	47μF	20%	10V	C3062	1-162-970-11	CERAMIC CHIP	0.01μF	10%	25V
C3004	1-107-826-11	CERAMIC CHIP	0.1μF	10%	16V	C3063	1-162-970-11	CERAMIC CHIP	0.01μF	10%	25V
C3005	1-162-970-11	CERAMIC CHIP	0.01μF	10%	25V	C3065	1-117-681-11	ELECT CHIP	100μF	20%	16V
C3006	1-126-205-11	ELECT CHIP	47μF	20%	6.3V	C3066	1-117-681-11	ELECT CHIP	100μF	20%	16V
C3007	1-107-826-11	CERAMIC CHIP	0.1μF	10%	16V	C3074	1-162-966-11	CERAMIC CHIP	0.0022μF	10%	50V
C3008	1-126-205-11	ELECT CHIP	47μF	20%	6.3V	C3075	1-125-779-21	CERAMIC CHIP	0.022μF	5%	25V
C3009	1-107-826-11	CERAMIC CHIP	0.1μF	10%	16V	C3077	1-107-826-11	CERAMIC CHIP	0.1μF	10%	16V
C3010	1-107-826-11	CERAMIC CHIP	0.1μF	10%	16V	C3078	1-107-826-11	CERAMIC CHIP	0.1μF	10%	16V



REF. NO.	PART NO.	DESCRIPTION	VALUES			REF. NO.	PART NO.	DESCRIPTION	VALUES		
C3079	1-117-681-11	ELECT CHIP	100μF	20%	16V	C3236	1-165-989-11	CERAMIC CHIP	10μF	10%	6.3V
C3080	1-162-970-11	CERAMIC CHIP	0.01μF	10%	25V	C3237	1-165-989-11	CERAMIC CHIP	10μF	10%	6.3V
C3082	1-117-681-11	ELECT CHIP	100μF	20%	16V	C3238	1-107-826-11	CERAMIC CHIP	0.1μF	10%	16V
C3083	1-162-970-11	CERAMIC CHIP	0.01μF	10%	25V	C3239	1-107-826-11	CERAMIC CHIP	0.1μF	10%	16V
C3084	1-100-152-91	CERAMIC CHIP	100pF	5%	100V	C3240	1-107-826-11	CERAMIC CHIP	0.1μF	10%	16V
C3085	1-100-152-91	CERAMIC CHIP	100pF	5%	100V	C3241	1-107-826-11	CERAMIC CHIP	0.1μF	10%	16V
C3086	1-100-152-91	CERAMIC CHIP	100pF	5%	100V	C3242	1-107-826-11	CERAMIC CHIP	0.1μF	10%	16V
C3087	1-126-205-11	ELECT CHIP	47μF	20%	6.3V	C3243	1-126-205-11	ELECT CHIP	47μF	20%	6.3V
C3200	1-162-970-11	CERAMIC CHIP	0.01μF	10%	25V	C3246	1-162-970-11	CERAMIC CHIP	0.01μF	10%	25V
C3201	1-126-206-11	ELECT CHIP	100μF	20%	6.3V	C3247	1-126-206-11	ELECT CHIP	100μF	20%	6.3V
C3202	1-126-206-11	ELECT CHIP	100μF	20%	6.3V	C3248	1-126-206-11	ELECT CHIP	100μF	20%	6.3V
C3203	1-107-826-11	CERAMIC CHIP	0.1μF	10%	16V	C3249	1-162-970-11	CERAMIC CHIP	0.01μF	10%	25V
C3204	1-162-970-11	CERAMIC CHIP	0.01μF	10%	25V	C3250	1-162-970-11	CERAMIC CHIP	0.01μF	10%	25V
C3205	1-162-970-11	CERAMIC CHIP	0.01μF	10%	25V	C3251	1-162-970-11	CERAMIC CHIP	0.01μF	10%	25V
C3206	1-162-970-11	CERAMIC CHIP	0.01μF	10%	25V	C3252	1-162-970-11	CERAMIC CHIP	0.01μF	10%	25V
C3207	1-162-970-11	CERAMIC CHIP	0.01μF	10%	25V	C3253	1-162-970-11	CERAMIC CHIP	0.01μF	10%	25V
C3208	1-107-826-11	CERAMIC CHIP	0.1μF	10%	16V	C3255	1-107-826-11	CERAMIC CHIP	0.1μF	10%	16V
C3209	1-162-970-11	CERAMIC CHIP	0.01μF	10%	25V	C3256	1-162-970-11	CERAMIC CHIP	0.01μF	10%	25V
C3210	1-162-970-11	CERAMIC CHIP	0.01μF	10%	25V	C3257	1-126-208-21	ELECT CHIP	47μF	20%	4V
C3211	1-162-970-11	CERAMIC CHIP	0.01μF	10%	25V	C3258	1-165-908-11	CERAMIC CHIP	1μF	10%	10V
C3212	1-162-970-11	CERAMIC CHIP	0.01μF	10%	25V	C3259	1-162-970-11	CERAMIC CHIP	0.01μF	10%	25V
C3213	1-162-970-11	CERAMIC CHIP	0.01μF	10%	25V	C3260	1-162-970-11	CERAMIC CHIP	0.01μF	10%	25V
C3214	1-165-989-11	CERAMIC CHIP	10μF	10%	6.3V	C3261	1-107-826-11	CERAMIC CHIP	0.1μF	10%	16V
C3215	1-162-970-11	CERAMIC CHIP	0.01μF	10%	25V	C3263	1-162-970-11	CERAMIC CHIP	0.01μF	10%	25V
C3216	1-165-908-11	CERAMIC CHIP	1μF	10%	10V	C3264	1-107-826-11	CERAMIC CHIP	0.1μF	10%	16V
C3217	1-107-826-11	CERAMIC CHIP	0.1μF	10%	16V	C3265	1-165-908-11	CERAMIC CHIP	1μF	10%	10V
C3218	1-165-989-11	CERAMIC CHIP	10μF	10%	6.3V	C3266	1-162-968-11	CERAMIC CHIP	0.0047μF	10%	50V
C3219	1-165-908-11	CERAMIC CHIP	1μF	10%	10V	C3269	1-117-681-11	ELECT CHIP	100μF	20%	16V
C3220	1-107-826-11	CERAMIC CHIP	0.1μF	10%	16V	C3271	1-107-826-11	CERAMIC CHIP	0.1μF	10%	16V
C3221	1-107-826-11	CERAMIC CHIP	0.1μF	10%	16V	C3272	1-128-993-21	ELECT CHIP	22μF	20%	10V
C3222	1-107-826-11	CERAMIC CHIP	0.1μF	10%	16V	C3273	1-128-993-21	ELECT CHIP	22μF	20%	10V
C3223	1-162-970-11	CERAMIC CHIP	0.01μF	10%	25V	C3277	1-126-206-11	ELECT CHIP	100μF	20%	6.3V
C3224	1-124-779-00	ELECT CHIP	10μF	20%	16V	C3280	1-162-970-11	CERAMIC CHIP	0.01μF	10%	25V
C3225	1-107-826-11	CERAMIC CHIP	0.1μF	10%	16V	C3281	1-162-970-11	CERAMIC CHIP	0.01μF	10%	25V
C3226	1-126-206-11	ELECT CHIP	100μF	20%	6.3V	C3285	1-165-908-11	CERAMIC CHIP	1μF	10%	10V
C3227	1-107-826-11	CERAMIC CHIP	0.1μF	10%	16V	C3286	1-165-908-11	CERAMIC CHIP	1μF	10%	10V
C3228	1-107-826-11	CERAMIC CHIP	0.1μF	10%	16V	C3287	1-165-908-11	CERAMIC CHIP	1μF	10%	10V
C3229	1-107-826-11	CERAMIC CHIP	0.1μF	10%	16V	C3288	1-165-908-11	CERAMIC CHIP	1μF	10%	10V
C3230	1-126-206-11	ELECT CHIP	100μF	20%	6.3V	C3290	1-124-779-00	ELECT CHIP	10μF	20%	16V
C3231	1-107-826-11	CERAMIC CHIP	0.1μF	10%	16V	C3291	1-124-779-00	ELECT CHIP	10μF	20%	16V
C3232	1-107-826-11	CERAMIC CHIP	0.1μF	10%	16V	C3292	1-124-779-00	ELECT CHIP	10μF	20%	16V
C3233	1-165-908-11	CERAMIC CHIP	1μF	10%	10V	C3293	1-124-779-00	ELECT CHIP	10μF	20%	16V
C3234	1-126-206-11	ELECT CHIP	100μF	20%	6.3V	C3296	1-107-826-11	CERAMIC CHIP	0.1μF	10%	16V
C3235	1-162-970-11	CERAMIC CHIP	0.01μF	10%	25V	C3298	1-107-826-11	CERAMIC CHIP	0.1μF	10%	16V



REF. NO.	PART NO.	DESCRIPTION	VALUES			REF. NO.	PART NO.	DESCRIPTION	VALUES		
C3299	1-107-826-11	CERAMIC CHIP	0.1μF	10%	16V	C3430	1-162-970-11	CERAMIC CHIP	0.01μF	10%	25V
C3300	1-107-826-11	CERAMIC CHIP	0.1μF	10%	16V	C3431	1-162-970-11	CERAMIC CHIP	0.01μF	10%	25V
C3302	1-126-206-11	ELECT CHIP	100μF	20%	6.3V	C3432	1-107-826-11	CERAMIC CHIP	0.1μF	10%	16V
C3304	1-126-206-11	ELECT CHIP	100μF	20%	6.3V	C3433	1-107-826-11	CERAMIC CHIP	0.1μF	10%	16V
C3306	1-126-206-11	ELECT CHIP	100μF	20%	6.3V	C3434	1-162-970-11	CERAMIC CHIP	0.01μF	10%	25V
C3309	1-126-206-11	ELECT CHIP	100μF	20%	6.3V	C3435	1-107-826-11	CERAMIC CHIP	0.1μF	10%	16V
C3311	1-126-206-11	ELECT CHIP	100μF	20%	6.3V	C3436	1-100-507-91	CERAMIC CHIP	4.7μF	20%	6.3V
C3312	1-107-826-11	CERAMIC CHIP	0.1μF	10%	16V	C3437	1-165-989-11	CERAMIC CHIP	10μF	10%	6.3V
C3313	1-107-826-11	CERAMIC CHIP	0.1μF	10%	16V	C3438	1-107-826-11	CERAMIC CHIP	0.1μF	10%	16V
C3314	1-162-917-11	CERAMIC CHIP	15pF	5%	50V	C3439	1-107-826-11	CERAMIC CHIP	0.1μF	10%	16V
C3315	1-162-964-11	CERAMIC CHIP	0.001μF	10%	50V	C3440	1-107-826-11	CERAMIC CHIP	0.1μF	10%	16V
C3316	1-162-917-11	CERAMIC CHIP	15pF	5%	50V	C3441	1-162-970-11	CERAMIC CHIP	0.01μF	10%	25V
C3317	1-162-964-11	CERAMIC CHIP	0.001μF	10%	50V	C3442	1-107-826-11	CERAMIC CHIP	0.1μF	10%	16V
C3319	1-162-970-11	CERAMIC CHIP	0.01μF	10%	25V	C3443	1-107-826-11	CERAMIC CHIP	0.1μF	10%	16V
C3320	1-107-826-11	CERAMIC CHIP	0.1μF	10%	16V	C3444	1-165-989-11	CERAMIC CHIP	10μF	10%	6.3V
C3321	1-126-206-11	ELECT CHIP	100μF	20%	6.3V	C3445	1-107-826-11	CERAMIC CHIP	0.1μF	10%	16V
C3322	1-162-970-11	CERAMIC CHIP	0.01μF	10%	25V	C3446	1-107-826-11	CERAMIC CHIP	0.1μF	10%	16V
C3326	1-162-924-11	CERAMIC CHIP	56pF	5%	50V	C3447	1-107-826-11	CERAMIC CHIP	0.1μF	10%	16V
C3329	1-162-970-11	CERAMIC CHIP	0.01μF	10%	25V	C3448	1-162-970-11	CERAMIC CHIP	0.01μF	10%	25V
C3401	1-162-970-11	CERAMIC CHIP	0.01μF	10%	25V	C3449	1-162-970-11	CERAMIC CHIP	0.01μF	10%	25V
C3402	1-126-205-11	ELECT CHIP	47μF	20%	6.3V	C3450	1-162-970-11	CERAMIC CHIP	0.01μF	10%	25V
C3403	1-164-230-11	CERAMIC CHIP	220pF	5%	50V	C3451	1-162-970-11	CERAMIC CHIP	0.01μF	10%	25V
C3404	1-162-970-11	CERAMIC CHIP	0.01μF	10%	25V	C3452	1-162-970-11	CERAMIC CHIP	0.01μF	10%	25V
C3405	1-164-230-11	CERAMIC CHIP	220pF	5%	50V	C3453	1-162-970-11	CERAMIC CHIP	0.01μF	10%	25V
C3406	1-107-826-11	CERAMIC CHIP	0.1μF	10%	16V	C3454	1-162-970-11	CERAMIC CHIP	0.01μF	10%	25V
C3407	1-100-507-91	CERAMIC CHIP	4.7μF	20%	6.3V	C3455	1-162-970-11	CERAMIC CHIP	0.01μF	10%	25V
C3408	1-100-507-91	CERAMIC CHIP	4.7μF	20%	6.3V	C3456	1-162-970-11	CERAMIC CHIP	0.01μF	10%	25V
C3409	1-107-826-11	CERAMIC CHIP	0.1μF	10%	16V	C3457	1-126-206-11	ELECT CHIP	100μF	20%	6.3V
C3410	1-107-826-11	CERAMIC CHIP	0.1μF	10%	16V	C3458	1-162-970-11	CERAMIC CHIP	0.01μF	10%	25V
C3411	1-162-970-11	CERAMIC CHIP	0.01μF	10%	25V	C3459	1-162-970-11	CERAMIC CHIP	0.01μF	10%	25V
C3412	1-162-970-11	CERAMIC CHIP	0.01μF	10%	25V	C3460	1-162-970-11	CERAMIC CHIP	0.01μF	10%	25V
C3413	1-162-970-11	CERAMIC CHIP	0.01μF	10%	25V	C3464	1-125-837-91	CERAMIC CHIP	1μF	10%	6.3V
C3414	1-126-205-11	ELECT CHIP	47μF	20%	6.3V	C3465	1-107-826-11	CERAMIC CHIP	0.1μF	10%	16V
C3415	1-162-970-11	CERAMIC CHIP	0.01μF	10%	25V	C3466	1-100-507-91	CERAMIC CHIP	4.7μF	20%	6.3V
C3416	1-162-970-11	CERAMIC CHIP	0.01μF	10%	25V	C3467	1-107-826-11	CERAMIC CHIP	0.1μF	10%	16V
C3417	1-162-970-11	CERAMIC CHIP	0.01μF	10%	25V	C3468	1-162-970-11	CERAMIC CHIP	0.01μF	10%	25V
C3418	1-162-970-11	CERAMIC CHIP	0.01μF	10%	25V	C3469	1-162-970-11	CERAMIC CHIP	0.01μF	10%	25V
C3421	1-126-205-11	ELECT CHIP	47μF	20%	6.3V	C3470	1-162-970-11	CERAMIC CHIP	0.01μF	10%	25V
C3424	1-162-970-11	CERAMIC CHIP	0.01μF	10%	25V	C3471	1-162-970-11	CERAMIC CHIP	0.01μF	10%	25V
C3425	1-162-970-11	CERAMIC CHIP	0.01μF	10%	25V	C3473	1-162-970-11	CERAMIC CHIP	0.01μF	10%	25V
C3426	1-162-970-11	CERAMIC CHIP	0.01μF	10%	25V	C3474	1-162-970-11	CERAMIC CHIP	0.01μF	10%	25V
C3427	1-126-206-11	ELECT CHIP	100μF	20%	6.3V	C3475	1-107-826-11	CERAMIC CHIP	0.1μF	10%	16V
C3428	1-162-970-11	CERAMIC CHIP	0.01μF	10%	25V	C3476	1-107-826-11	CERAMIC CHIP	0.1μF	10%	16V
C3429	1-162-970-11	CERAMIC CHIP	0.01μF	10%	25V	C3477	1-107-826-11	CERAMIC CHIP	0.1μF	10%	16V



REF. NO.	PART NO.	DESCRIPTION	VALUES			REF. NO.	PART NO.	DESCRIPTION	VALUES		
C3478	1-107-826-11	CERAMIC CHIP	0.1μF	10%	16V	C3523	1-162-970-11	CERAMIC CHIP	0.01μF	10%	25V
C3479	1-107-826-11	CERAMIC CHIP	0.1μF	10%	16V	C3524	1-162-970-11	CERAMIC CHIP	0.01μF	10%	25V
C3480	1-100-507-91	CERAMIC CHIP	4.7μF	20%	6.3V	C3525	1-162-970-11	CERAMIC CHIP	0.01μF	10%	25V
C3481	1-100-507-91	CERAMIC CHIP	4.7μF	20%	6.3V	C3526	1-162-970-11	CERAMIC CHIP	0.01μF	10%	25V
C3482	1-162-917-11	CERAMIC CHIP	15pF	5%	50V	C3527	1-162-970-11	CERAMIC CHIP	0.01μF	10%	25V
C3483	1-162-917-11	CERAMIC CHIP	15pF	5%	50V	C3528	1-162-970-11	CERAMIC CHIP	0.01μF	10%	25V
C3484	1-165-989-11	CERAMIC CHIP	10μF	10%	6.3V	C3529	1-162-970-11	CERAMIC CHIP	0.01μF	10%	25V
C3485	1-162-970-11	CERAMIC CHIP	0.01μF	10%	25V	C3530	1-126-205-11	ELECT CHIP	47μF	20%	6.3V
C3486	1-162-970-11	CERAMIC CHIP	0.01μF	10%	25V	C3531	1-126-205-11	ELECT CHIP	47μF	20%	6.3V
C3487	1-162-970-11	CERAMIC CHIP	0.01μF	10%	25V	C3537	1-107-826-11	CERAMIC CHIP	0.1μF	10%	16V
C3488	1-162-970-11	CERAMIC CHIP	0.01μF	10%	25V	C3538	1-165-989-11	CERAMIC CHIP	10μF	10%	6.3V
C3489	1-162-970-11	CERAMIC CHIP	0.01μF	10%	25V	C3540	1-162-970-11	CERAMIC CHIP	0.01μF	10%	25V
C3490	1-162-970-11	CERAMIC CHIP	0.01μF	10%	25V	C3541	1-162-964-11	CERAMIC CHIP	0.001μF	10%	50V
C3491	1-162-970-11	CERAMIC CHIP	0.01μF	10%	25V	C3544	1-162-964-11	CERAMIC CHIP	0.001μF	10%	50V
C3492	1-126-206-11	ELECT CHIP	100μF	20%	6.3V	C3545	1-162-970-11	CERAMIC CHIP	0.01μF	10%	25V
C3493	1-162-916-11	CERAMIC CHIP	12pF	5%	50V	C3546	1-162-970-11	CERAMIC CHIP	0.01μF	10%	25V
C3494	1-107-826-11	CERAMIC CHIP	0.1μF	10%	16V	C3547	1-107-826-11	CERAMIC CHIP	0.1μF	10%	16V
C3495	1-165-176-11	CERAMIC CHIP	0.047μF	10%	16V	C3548	1-107-826-11	CERAMIC CHIP	0.1μF	10%	16V
C3496	1-162-964-11	CERAMIC CHIP	0.001μF	10%	50V	C3549	1-162-964-11	CERAMIC CHIP	0.001μF	10%	50V
C3497	1-165-989-11	CERAMIC CHIP	10μF	10%	6.3V	C3552	1-107-826-11	CERAMIC CHIP	0.1μF	10%	16V
C3498	1-162-970-11	CERAMIC CHIP	0.01μF	10%	25V	C3553	1-162-970-11	CERAMIC CHIP	0.01μF	10%	25V
C3500	1-162-970-11	CERAMIC CHIP	0.01μF	10%	25V	C3554	1-107-826-11	CERAMIC CHIP	0.1μF	10%	16V
C3501	1-162-970-11	CERAMIC CHIP	0.01μF	10%	25V	C3555	1-107-826-11	CERAMIC CHIP	0.1μF	10%	16V
C3502	1-162-970-11	CERAMIC CHIP	0.01μF	10%	25V	C3556	1-165-989-11	CERAMIC CHIP	10μF	10%	6.3V
C3503	1-162-970-11	CERAMIC CHIP	0.01μF	10%	25V	C3557	1-162-964-11	CERAMIC CHIP	0.001μF	10%	50V
C3504	1-162-970-11	CERAMIC CHIP	0.01μF	10%	25V	C3558	1-162-970-11	CERAMIC CHIP	0.01μF	10%	25V
C3505	1-162-970-11	CERAMIC CHIP	0.01μF	10%	25V	C3559	1-107-826-11	CERAMIC CHIP	0.1μF	10%	16V
C3506	1-162-970-11	CERAMIC CHIP	0.01μF	10%	25V	C3560	1-165-989-11	CERAMIC CHIP	10μF	10%	6.3V
C3507	1-162-970-11	CERAMIC CHIP	0.01μF	10%	25V	C3569	1-162-968-11	CERAMIC CHIP	0.0047μF	10%	50V
C3508	1-107-826-11	CERAMIC CHIP	0.1μF	10%	16V	C3570	1-162-970-11	CERAMIC CHIP	0.01μF	10%	25V
C3509	1-162-970-11	CERAMIC CHIP	0.01μF	10%	25V	C3571	1-126-206-11	ELECT CHIP	100μF	20%	6.3V
C3510	1-162-970-11	CERAMIC CHIP	0.01μF	10%	25V	C3572	1-162-970-11	CERAMIC CHIP	0.01μF	10%	25V
C3511	1-162-970-11	CERAMIC CHIP	0.01μF	10%	25V	C3573	1-126-206-11	ELECT CHIP	100μF	20%	6.3V
C3512	1-162-970-11	CERAMIC CHIP	0.01μF	10%	25V	C3600	1-162-970-11	CERAMIC CHIP	0.01μF	10%	25V
C3513	1-162-970-11	CERAMIC CHIP	0.01μF	10%	25V	C3601	1-126-206-11	ELECT CHIP	100μF	20%	6.3V
C3514	1-162-970-11	CERAMIC CHIP	0.01μF	10%	25V	C3606	1-100-567-81	CERAMIC CHIP	10000pF	10%	25V
C3515	1-162-970-11	CERAMIC CHIP	0.01μF	10%	25V	C3607	1-162-970-11	CERAMIC CHIP	0.01μF	10%	25V
C3516	1-162-970-11	CERAMIC CHIP	0.01μF	10%	25V	C3608	1-128-993-21	ELECT CHIP	22μF	20%	10V
C3517	1-162-970-11	CERAMIC CHIP	0.01μF	10%	25V	C3609	1-107-826-11	CERAMIC CHIP	0.1μF	10%	16V
C3518	1-162-970-11	CERAMIC CHIP	0.01μF	10%	25V	C3610	1-128-993-21	ELECT CHIP	22μF	20%	10V
C3519	1-162-970-11	CERAMIC CHIP	0.01μF	10%	25V	C3611	1-107-826-11	CERAMIC CHIP	0.1μF	10%	16V
C3520	1-162-970-11	CERAMIC CHIP	0.01μF	10%	25V	C3612	1-126-394-11	ELECT CHIP	10μF	20%	16V
C3521	1-162-970-11	CERAMIC CHIP	0.01μF	10%	25V	C3613	1-100-152-91	CERAMIC CHIP	100pF	5%	100V
C3522	1-162-970-11	CERAMIC CHIP	0.01μF	10%	25V	C3614	1-107-826-11	CERAMIC CHIP	0.1μF	10%	16V



REF. NO.	PART NO.	DESCRIPTION	VALUES	REF. NO.	PART NO.	DESCRIPTION	VALUES
C3615	1-162-964-11	CERAMIC CHIP	0.001μF 10% 50V	C3671	1-162-916-11	CERAMIC CHIP	12pF 5% 50V
C3616	1-126-394-11	ELECT CHIP	10μF 20% 16V	C3672	1-107-826-11	CERAMIC CHIP	0.1μF 10% 16V
C3617	1-107-826-11	CERAMIC CHIP	0.1μF 10% 16V	C3676	1-162-970-11	CERAMIC CHIP	0.01μF 10% 25V
C3618	1-107-826-11	CERAMIC CHIP	0.1μF 10% 16V	C3679	1-162-964-11	CERAMIC CHIP	0.001μF 10% 50V
C3619	1-107-826-11	CERAMIC CHIP	0.1μF 10% 16V	C3684	1-107-826-11	CERAMIC CHIP	0.1μF 10% 16V
C3620	1-162-964-11	CERAMIC CHIP	0.001μF 10% 50V	C3685	1-162-964-11	CERAMIC CHIP	0.001μF 10% 50V
C3621	1-162-964-11	CERAMIC CHIP	0.001μF 10% 50V	C3686	1-107-826-11	CERAMIC CHIP	0.1μF 10% 16V
C3622	1-162-964-11	CERAMIC CHIP	0.001μF 10% 50V	C3687	1-100-152-91	CERAMIC CHIP	100pF 5% 100V
C3623	1-162-964-11	CERAMIC CHIP	0.001μF 10% 50V	C3688	1-126-394-11	ELECT CHIP	10μF 20% 16V
C3624	1-162-964-11	CERAMIC CHIP	0.001μF 10% 50V	C3689	1-107-826-11	CERAMIC CHIP	0.1μF 10% 16V
C3625	1-126-394-11	ELECT CHIP	10μF 20% 16V	C3690	1-107-826-11	CERAMIC CHIP	0.1μF 10% 16V
C3626	1-107-826-11	CERAMIC CHIP	0.1μF 10% 16V	C3750	1-107-826-11	CERAMIC CHIP	0.1μF 10% 16V
C3627	1-162-964-11	CERAMIC CHIP	0.001μF 10% 50V	C3751	1-107-826-11	CERAMIC CHIP	0.1μF 10% 16V
C3628	1-162-964-11	CERAMIC CHIP	0.001μF 10% 50V	C3752	1-107-826-11	CERAMIC CHIP	0.1μF 10% 16V
C3629	1-162-964-11	CERAMIC CHIP	0.001μF 10% 50V	C3753	1-162-970-11	CERAMIC CHIP	0.01μF 10% 25V
C3630	1-162-964-11	CERAMIC CHIP	0.001μF 10% 50V	C3754	1-107-826-11	CERAMIC CHIP	0.1μF 10% 16V
C3631	1-162-915-11	CERAMIC CHIP	10pF 0.50pF 50V	C3755	1-164-156-11	CERAMIC CHIP	0.1μF 25V
C3632	1-162-964-11	CERAMIC CHIP	0.001μF 10% 50V	C3756	1-107-826-11	CERAMIC CHIP	0.1μF 10% 16V
C3633	1-162-915-11	CERAMIC CHIP	10pF 0.50pF 50V	C3757	1-107-826-11	CERAMIC CHIP	0.1μF 10% 16V
C3634	1-162-964-11	CERAMIC CHIP	0.001μF 10% 50V	C3758	1-107-826-11	CERAMIC CHIP	0.1μF 10% 16V
C3635	1-162-964-11	CERAMIC CHIP	0.001μF 10% 50V	C3759	1-107-826-11	CERAMIC CHIP	0.1μF 10% 16V
C3636	1-162-964-11	CERAMIC CHIP	0.001μF 10% 50V	C3760	1-107-826-11	CERAMIC CHIP	0.1μF 10% 16V
C3637	1-162-964-11	CERAMIC CHIP	0.001μF 10% 50V	C3761	1-107-826-11	CERAMIC CHIP	0.1μF 10% 16V
C3638	1-162-964-11	CERAMIC CHIP	0.001μF 10% 50V	C3762	1-107-826-11	CERAMIC CHIP	0.1μF 10% 16V
C3639	1-162-964-11	CERAMIC CHIP	0.001μF 10% 50V	C3763	1-162-970-11	CERAMIC CHIP	0.01μF 10% 25V
C3640	1-107-826-11	CERAMIC CHIP	0.1μF 10% 16V	C3764	1-164-230-11	CERAMIC CHIP	220pF 5% 50V
C3641	1-107-826-11	CERAMIC CHIP	0.1μF 10% 16V	C3765	1-164-230-11	CERAMIC CHIP	220pF 5% 50V
C3642	1-126-394-11	ELECT CHIP	10μF 20% 16V	C7301	1-100-055-11	CERAMIC CHIP	22μF 20% 16V
C3643	1-107-826-11	CERAMIC CHIP	0.1μF 10% 16V	C7302	1-165-989-11	CERAMIC CHIP	10μF 10% 6.3V
C3644	1-107-826-11	CERAMIC CHIP	0.1μF 10% 16V	C7305	1-100-566-91	CERAMIC CHIP	0.1μF 10% 25V
C3645	1-162-964-11	CERAMIC CHIP	0.001μF 10% 50V	C7306	1-100-566-91	CERAMIC CHIP	0.1μF 10% 25V
C3646	1-162-964-11	CERAMIC CHIP	0.001μF 10% 50V	C7307	1-100-566-91	CERAMIC CHIP	0.1μF 10% 25V
C3647	1-162-964-11	CERAMIC CHIP	0.001μF 10% 50V	C7308	1-126-246-11	ELECT CHIP	220μF 20% 4V
C3648	1-162-964-11	CERAMIC CHIP	0.001μF 10% 50V	C7309	1-100-567-81	CERAMIC CHIP	10000pF 10% 25V
C3649	1-126-394-11	ELECT CHIP	10μF 20% 16V	C7310	1-100-567-81	CERAMIC CHIP	10000pF 10% 25V
C3650	1-162-964-11	CERAMIC CHIP	0.001μF 10% 50V	C7311	1-100-567-81	CERAMIC CHIP	10000pF 10% 25V
C3651	1-162-964-11	CERAMIC CHIP	0.001μF 10% 50V	C7312	1-100-567-81	CERAMIC CHIP	10000pF 10% 25V
C3652	1-162-964-11	CERAMIC CHIP	0.001μF 10% 50V	C7313	1-100-567-81	CERAMIC CHIP	10000pF 10% 25V
C3653	1-162-964-11	CERAMIC CHIP	0.001μF 10% 50V	C7319	1-126-246-11	ELECT CHIP	220μF 20% 4V
C3654	1-162-964-11	CERAMIC CHIP	0.001μF 10% 50V	C7320	1-100-583-21	ELECT CHIP	470μF 20% 4V
C3655	1-162-964-11	CERAMIC CHIP	0.001μF 10% 50V	C7321	1-125-777-11	CERAMIC CHIP	0.1μF 10% 10V
C3667	1-162-970-11	CERAMIC CHIP	0.01μF 10% 25V	C7322	1-164-864-11	CERAMIC CHIP	39pF 5% 50V
C3668	1-126-394-11	ELECT CHIP	10μF 20% 16V	C7323	1-164-858-11	CERAMIC CHIP	22pF 5% 50V
C3670	1-162-916-11	CERAMIC CHIP	12pF 5% 50V	C7324	1-164-868-11	CERAMIC CHIP	56pF 5% 50V



REF. NO.	PART NO.	DESCRIPTION	VALUES			REF. NO.	PART NO.	DESCRIPTION	VALUES		
C7325	1-164-858-11	CERAMIC CHIP	22pF	5%	50V	C7376	1-125-777-11	CERAMIC CHIP	0.1μF	10%	10V
C7326	1-164-868-11	CERAMIC CHIP	56pF	5%	50V	C7377	1-125-777-11	CERAMIC CHIP	0.1μF	10%	10V
C7327	1-164-864-11	CERAMIC CHIP	39pF	5%	50V	C7378	1-125-777-11	CERAMIC CHIP	0.1μF	10%	10V
C7328	1-164-862-11	CERAMIC CHIP	33pF	5%	50V	C7379	1-100-506-91	CERAMIC CHIP	1μF	20%	6.3V
C7329	1-100-566-91	CERAMIC CHIP	0.1μF	10%	25V	C7380	1-125-777-11	CERAMIC CHIP	0.1μF	10%	10V
C7330	1-126-246-11	ELECT CHIP	220μF	20%	4V	C7381	1-125-777-11	CERAMIC CHIP	0.1μF	10%	10V
C7331	1-100-566-91	CERAMIC CHIP	0.1μF	10%	25V	C7382	1-125-777-11	CERAMIC CHIP	0.1μF	10%	10V
C7332	1-126-205-11	ELECT CHIP	47μF	20%	6.3V	C7383	1-125-777-11	CERAMIC CHIP	0.1μF	10%	10V
C7333	1-125-777-11	CERAMIC CHIP	0.1μF	10%	10V	C7384	1-100-506-91	CERAMIC CHIP	1μF	20%	6.3V
C7334	1-125-777-11	CERAMIC CHIP	0.1μF	10%	10V	C7385	1-100-506-91	CERAMIC CHIP	1μF	20%	6.3V
C7335	1-165-989-11	CERAMIC CHIP	10μF	10%	6.3V	C7386	1-100-506-91	CERAMIC CHIP	1μF	20%	6.3V
C7336	1-165-989-11	CERAMIC CHIP	10μF	10%	6.3V	C7387	1-125-777-11	CERAMIC CHIP	0.1μF	10%	10V
C7337	1-125-777-11	CERAMIC CHIP	0.1μF	10%	10V	C7388	1-112-691-11	CERAMIC CHIP	22μF	10%	16V
C7338	1-100-566-91	CERAMIC CHIP	0.1μF	10%	25V	C7389	1-125-777-11	CERAMIC CHIP	0.1μF	10%	10V
C7339	1-125-838-11	CERAMIC CHIP	2.2μF	10%	6.3V	C7390	1-125-777-11	CERAMIC CHIP	0.1μF	10%	10V
C7340	1-125-838-11	CERAMIC CHIP	2.2μF	10%	6.3V	C7391	1-112-691-11	CERAMIC CHIP	22μF	10%	16V
C7341	1-162-962-11	CERAMIC CHIP	470pF	10%	50V	C7392	1-125-777-11	CERAMIC CHIP	0.1μF	10%	10V
C7344	1-125-837-91	CERAMIC CHIP	1μF	10%	6.3V	C7393	1-125-777-11	CERAMIC CHIP	0.1μF	10%	10V
C7345	1-125-837-91	CERAMIC CHIP	1μF	10%	6.3V	C7394	1-112-691-11	CERAMIC CHIP	22μF	10%	16V
C7346	1-162-962-11	CERAMIC CHIP	470pF	10%	50V	C7395	1-125-777-11	CERAMIC CHIP	0.1μF	10%	10V
C7348	1-112-691-11	CERAMIC CHIP	22μF	10%	16V	C7396	1-125-777-11	CERAMIC CHIP	0.1μF	10%	10V
C7349	1-125-777-11	CERAMIC CHIP	0.1μF	10%	10V	C7397	1-112-691-11	CERAMIC CHIP	22μF	10%	16V
C7350	1-112-691-11	CERAMIC CHIP	22μF	10%	16V	C7398	1-125-777-11	CERAMIC CHIP	0.1μF	10%	10V
C7351	1-125-777-11	CERAMIC CHIP	0.1μF	10%	10V	C7400	1-164-856-81	CERAMIC CHIP	18pF	5%	50V
C7352	1-125-777-11	CERAMIC CHIP	0.1μF	10%	10V	C7401	1-125-777-11	CERAMIC CHIP	0.1μF	10%	10V
C7353	1-125-777-11	CERAMIC CHIP	0.1μF	10%	10V	C7402	1-125-777-11	CERAMIC CHIP	0.1μF	10%	10V
C7354	1-125-777-11	CERAMIC CHIP	0.1μF	10%	10V	C7403	1-125-777-11	CERAMIC CHIP	0.1μF	10%	10V
C7355	1-125-777-11	CERAMIC CHIP	0.1μF	10%	10V	C7404	1-164-858-11	CERAMIC CHIP	22pF	5%	50V
C7356	1-112-691-11	CERAMIC CHIP	22μF	10%	16V	C7405	1-125-777-11	CERAMIC CHIP	0.1μF	10%	10V
C7357	1-125-777-11	CERAMIC CHIP	0.1μF	10%	10V	C7406	1-125-777-11	CERAMIC CHIP	0.1μF	10%	10V
C7358	1-125-777-11	CERAMIC CHIP	0.1μF	10%	10V	C7407	1-125-777-11	CERAMIC CHIP	0.1μF	10%	10V
C7359	1-125-777-11	CERAMIC CHIP	0.1μF	10%	10V	C7408	1-125-777-11	CERAMIC CHIP	0.1μF	10%	10V
C7360	1-125-777-11	CERAMIC CHIP	0.1μF	10%	10V	C7409	1-125-777-11	CERAMIC CHIP	0.1μF	10%	10V
C7361	1-125-777-11	CERAMIC CHIP	0.1μF	10%	10V	C7410	1-125-777-11	CERAMIC CHIP	0.1μF	10%	10V
C7362	1-164-854-11	CERAMIC CHIP	15pF	5%	50V	C7411	1-125-777-11	CERAMIC CHIP	0.1μF	10%	10V
C7363	1-100-566-91	CERAMIC CHIP	0.1μF	10%	25V	C7412	1-125-777-11	CERAMIC CHIP	0.1μF	10%	10V
C7364	1-164-862-11	CERAMIC CHIP	33pF	5%	50V	C7415	1-125-777-11	CERAMIC CHIP	0.1μF	10%	10V
C7365	1-100-506-91	CERAMIC CHIP	1μF	20%	6.3V	C7416	1-125-777-11	CERAMIC CHIP	0.1μF	10%	10V
C7366	1-100-506-91	CERAMIC CHIP	1μF	20%	6.3V	C7419	1-112-691-11	CERAMIC CHIP	22μF	10%	16V
C7369	1-164-854-11	CERAMIC CHIP	15pF	5%	50V	C7420	1-125-777-11	CERAMIC CHIP	0.1μF	10%	10V
C7372	1-125-777-11	CERAMIC CHIP	0.1μF	10%	10V	C7422	1-125-777-11	CERAMIC CHIP	0.1μF	10%	10V
C7373	1-125-777-11	CERAMIC CHIP	0.1μF	10%	10V	C7423	1-125-777-11	CERAMIC CHIP	0.1μF	10%	10V
C7374	1-125-777-11	CERAMIC CHIP	0.1μF	10%	10V	C7424	1-125-777-11	CERAMIC CHIP	0.1μF	10%	10V
C7375	1-125-777-11	CERAMIC CHIP	0.1μF	10%	10V	C7425	1-125-777-11	CERAMIC CHIP	0.1μF	10%	10V



REF. NO.	PART NO.	DESCRIPTION	VALUES			REF. NO.	PART NO.	DESCRIPTION	VALUES		
C7426	1-125-777-11	CERAMIC CHIP	0.1μF	10%	10V	C7483	1-165-908-11	CERAMIC CHIP	1μF	10%	10V
C7427	1-100-566-91	CERAMIC CHIP	0.1μF	10%	25V	C7491	1-124-779-00	ELECT CHIP	10μF	20%	16V
C7428	1-100-152-91	CERAMIC CHIP	100pF	5%	100V	C7492	1-124-779-00	ELECT CHIP	10μF	20%	16V
C7429	1-126-246-11	ELECT CHIP	220μF	20%	4V	C7494	1-162-965-11	CERAMIC CHIP	0.0015μF	10%	50V
C7430	1-100-152-91	CERAMIC CHIP	100pF	5%	100V	C7495	1-162-965-11	CERAMIC CHIP	0.0015μF	10%	50V
C7431	1-125-777-11	CERAMIC CHIP	0.1μF	10%	10V	C7496	1-162-965-11	CERAMIC CHIP	0.0015μF	10%	50V
C7432	1-125-777-11	CERAMIC CHIP	0.1μF	10%	10V	C7497	1-162-965-11	CERAMIC CHIP	0.0015μF	10%	50V
C7433	1-125-777-11	CERAMIC CHIP	0.1μF	10%	10V	C7502	1-100-566-91	CERAMIC CHIP	0.1μF	10%	25V
C7434	1-125-777-11	CERAMIC CHIP	0.1μF	10%	10V	C7503	1-100-566-91	CERAMIC CHIP	0.1μF	10%	25V
C7435	1-125-779-21	CERAMIC CHIP	0.022μF	5%	25V	C7504	1-100-566-91	CERAMIC CHIP	0.1μF	10%	25V
C7436	1-125-777-11	CERAMIC CHIP	0.1μF	10%	10V	C7505	1-100-566-91	CERAMIC CHIP	0.1μF	10%	25V
C7437	1-125-777-11	CERAMIC CHIP	0.1μF	10%	10V	C7506	1-117-681-11	ELECT CHIP	100μF	20%	16V
C7438	1-125-777-11	CERAMIC CHIP	0.1μF	10%	10V	C7509	1-117-681-11	ELECT CHIP	100μF	20%	16V
C7439	1-125-777-11	CERAMIC CHIP	0.1μF	10%	10V	C7511	1-100-567-81	CERAMIC CHIP	10000pF	10%	25V
C7440	1-125-777-11	CERAMIC CHIP	0.1μF	10%	10V	C7512	1-100-566-91	CERAMIC CHIP	0.1μF	10%	25V
C7441	1-125-777-11	CERAMIC CHIP	0.1μF	10%	10V	C7514	1-100-566-91	CERAMIC CHIP	0.1μF	10%	25V
C7442	1-162-966-11	CERAMIC CHIP	0.0022μF	10%	50V	C7515	1-100-566-91	CERAMIC CHIP	0.1μF	10%	25V
C7443	1-125-777-11	CERAMIC CHIP	0.1μF	10%	10V	C7544	1-100-566-91	CERAMIC CHIP	0.1μF	10%	25V
C7444	1-125-777-11	CERAMIC CHIP	0.1μF	10%	10V	C7552	1-100-566-91	CERAMIC CHIP	0.1μF	10%	25V
C7445	1-107-826-11	CERAMIC CHIP	0.1μF	10%	16V	C7553	1-100-566-91	CERAMIC CHIP	0.1μF	10%	25V
C7446	1-125-777-11	CERAMIC CHIP	0.1μF	10%	10V	C7556	1-162-927-11	CERAMIC CHIP	100pF	5%	50V
C7447	1-165-887-91	CERAMIC CHIP	0.22μF	10%	6.3V	C7594	1-164-156-11	CERAMIC CHIP	0.1μF		25V
C7448	1-100-506-91	CERAMIC CHIP	1μF	20%	6.3V	C7595	1-126-246-11	ELECT CHIP	220μF	20%	4V
C7449	1-125-777-11	CERAMIC CHIP	0.1μF	10%	10V	C7596	1-100-055-11	CERAMIC CHIP	22μF	20%	16V
C7450	1-100-506-91	CERAMIC CHIP	1μF	20%	6.3V	C7597	1-126-206-11	ELECT CHIP	100μF	20%	6.3V
C7451	1-125-777-11	CERAMIC CHIP	0.1μF	10%	10V	C7598	1-128-994-21	ELECT CHIP	47μF	20%	10V
C7452	1-125-777-11	CERAMIC CHIP	0.1μF	10%	10V	C7599	1-128-996-11	ELECT CHIP	4.7μF	20%	50V
C7453	1-163-017-00	CERAMIC CHIP	0.0047μF	10%	50V	C7651	1-164-937-11	CERAMIC CHIP	0.001μF	10%	50V
C7454	1-125-777-11	CERAMIC CHIP	0.1μF	10%	10V	C7652	1-125-777-11	CERAMIC CHIP	0.1μF	10%	10V
C7455	1-165-887-91	CERAMIC CHIP	0.22μF	10%	6.3V	C7653	1-164-862-11	CERAMIC CHIP	33pF	5%	50V
C7456	1-125-777-11	CERAMIC CHIP	0.1μF	10%	10V	C7654	1-164-862-11	CERAMIC CHIP	33pF	5%	50V
C7457	1-125-777-11	CERAMIC CHIP	0.1μF	10%	10V	C7655	1-164-862-11	CERAMIC CHIP	33pF	5%	50V
C7458	1-125-777-11	CERAMIC CHIP	0.1μF	10%	10V	C7656	1-164-937-11	CERAMIC CHIP	0.001μF	10%	50V
C7459	1-125-777-11	CERAMIC CHIP	0.1μF	10%	10V	C7657	1-127-988-81	CERAMIC CHIP	15000pF	10%	16V
C7460	1-127-715-91	CERAMIC CHIP	0.22μF	10%	16V	C7658	1-125-777-11	CERAMIC CHIP	0.1μF	10%	10V
C7461	1-125-777-11	CERAMIC CHIP	0.1μF	10%	10V	C7659	1-164-862-11	CERAMIC CHIP	33pF	5%	50V
C7463	1-125-777-11	CERAMIC CHIP	0.1μF	10%	10V	C7660	1-164-937-11	CERAMIC CHIP	0.001μF	10%	50V
C7464	1-125-777-11	CERAMIC CHIP	0.1μF	10%	10V	C7661	1-127-988-81	CERAMIC CHIP	15000pF	10%	16V
C7466	1-125-777-11	CERAMIC CHIP	0.1μF	10%	10V	C7662	1-165-887-91	CERAMIC CHIP	0.22μF	10%	6.3V
C7467	1-164-937-11	CERAMIC CHIP	0.001μF	10%	50V	C7663	1-164-858-11	CERAMIC CHIP	22pF	5%	50V
C7469	1-125-777-11	CERAMIC CHIP	0.1μF	10%	10V	C7664	1-127-988-81	CERAMIC CHIP	15000pF	10%	16V
C7472	1-125-777-11	CERAMIC CHIP	0.1μF	10%	10V	C7665	1-164-937-11	CERAMIC CHIP	0.001μF	10%	50V
C7475	1-126-204-11	ELECT CHIP	47μF	20%	16V	C7666	1-165-887-91	CERAMIC CHIP	0.22μF	10%	6.3V
C7482	1-162-970-11	CERAMIC CHIP	0.01μF	10%	25V	C7667	1-164-858-11	CERAMIC CHIP	22pF	5%	50V



REF. NO.	PART NO.	DESCRIPTION	VALUES	REF. NO.	PART NO.	DESCRIPTION	VALUES
C7668	1-164-937-11	CERAMIC CHIP	0.001μF 10% 50V	C7730	1-117-681-11	ELECT CHIP	100μF 20% 16V
C7669	1-164-937-11	CERAMIC CHIP	0.001μF 10% 50V	C7731	1-164-870-11	CERAMIC CHIP	68pF 5% 50V
C7670	1-127-988-81	CERAMIC CHIP	15000pF 10% 16V	C7732	1-164-870-11	CERAMIC CHIP	68pF 5% 50V
C7671	1-164-882-11	CERAMIC CHIP	220pF 5% 16V	C7733	1-164-870-11	CERAMIC CHIP	68pF 5% 50V
C7672	1-164-882-11	CERAMIC CHIP	220pF 5% 16V	C7734	1-164-870-11	CERAMIC CHIP	68pF 5% 50V
C7673	1-164-882-11	CERAMIC CHIP	220pF 5% 16V	C7735	1-165-908-11	CERAMIC CHIP	1μF 10% 10V
C7674	1-164-882-11	CERAMIC CHIP	220pF 5% 16V	C7736	1-165-908-11	CERAMIC CHIP	1μF 10% 10V
C7675	1-100-055-11	CERAMIC CHIP	22μF 20% 16V	C7737	1-165-989-11	CERAMIC CHIP	10μF 10% 6.3V
C7676	1-100-055-11	CERAMIC CHIP	22μF 20% 16V	C7738	1-125-837-91	CERAMIC CHIP	1μF 10% 6.3V
C7677	1-165-908-11	CERAMIC CHIP	1μF 10% 10V	C7739	1-165-989-11	CERAMIC CHIP	10μF 10% 6.3V
C7678	1-165-908-11	CERAMIC CHIP	1μF 10% 10V	C7740	1-125-837-91	CERAMIC CHIP	1μF 10% 6.3V
C7679	1-100-566-91	CERAMIC CHIP	0.1μF 10% 25V	C7741	1-165-989-11	CERAMIC CHIP	10μF 10% 6.3V
C7680	1-100-566-91	CERAMIC CHIP	0.1μF 10% 25V	C7742	1-165-989-11	CERAMIC CHIP	10μF 10% 6.3V
C7681	1-165-908-11	CERAMIC CHIP	1μF 10% 10V	C7743	1-165-989-11	CERAMIC CHIP	10μF 10% 6.3V
C7682	1-165-908-11	CERAMIC CHIP	1μF 10% 10V	C7744	1-165-989-11	CERAMIC CHIP	10μF 10% 6.3V
C7683	1-165-908-11	CERAMIC CHIP	1μF 10% 10V	C7745	1-165-989-11	CERAMIC CHIP	10μF 10% 6.3V
C7684	1-100-566-91	CERAMIC CHIP	0.1μF 10% 25V	C7746	1-165-989-11	CERAMIC CHIP	10μF 10% 6.3V
C7685	1-165-908-11	CERAMIC CHIP	1μF 10% 10V	C7747	1-107-826-11	CERAMIC CHIP	0.1μF 10% 16V
C7686	1-100-566-91	CERAMIC CHIP	0.1μF 10% 25V	C7748	1-165-989-11	CERAMIC CHIP	10μF 10% 6.3V
C7687	1-127-573-11	CERAMIC CHIP	1μF 10% 16V	C7749	1-165-989-11	CERAMIC CHIP	10μF 10% 6.3V
C7688	1-100-566-91	CERAMIC CHIP	0.1μF 10% 25V	C7755	1-164-844-11	CERAMIC CHIP	4pF 0.25pF 50V
C7689	1-127-573-11	CERAMIC CHIP	1μF 10% 16V	C7867	1-165-989-11	CERAMIC CHIP	10μF 10% 6.3V
C7690	1-100-566-91	CERAMIC CHIP	0.1μF 10% 25V	C7868	1-125-777-11	CERAMIC CHIP	0.1μF 10% 10V
C7693	1-100-055-11	CERAMIC CHIP	22μF 20% 16V	C7952	1-100-566-91	CERAMIC CHIP	0.1μF 10% 25V
C7696	1-165-875-11	CERAMIC CHIP	10μF 10% 10V	C7953	1-125-777-11	CERAMIC CHIP	0.1μF 10% 10V
C7698	1-100-055-11	CERAMIC CHIP	22μF 20% 16V	C7954	1-125-777-11	CERAMIC CHIP	0.1μF 10% 10V
C7699	1-100-055-11	CERAMIC CHIP	22μF 20% 16V	C7955	1-125-777-11	CERAMIC CHIP	0.1μF 10% 10V
C7700	1-165-875-11	CERAMIC CHIP	10μF 10% 10V	C7956	1-125-777-11	CERAMIC CHIP	0.1μF 10% 10V
C7701	1-107-826-11	CERAMIC CHIP	0.1μF 10% 16V	C7957	1-125-777-11	CERAMIC CHIP	0.1μF 10% 10V
C7703	1-100-055-11	CERAMIC CHIP	22μF 20% 16V	C7958	1-125-777-11	CERAMIC CHIP	0.1μF 10% 10V
C7704	1-100-055-11	CERAMIC CHIP	22μF 20% 16V	C7959	1-125-777-11	CERAMIC CHIP	0.1μF 10% 10V
C7705	1-107-826-11	CERAMIC CHIP	0.1μF 10% 16V	C7960	1-125-777-11	CERAMIC CHIP	0.1μF 10% 10V
C7707	1-100-055-11	CERAMIC CHIP	22μF 20% 16V	C7961	1-100-506-91	CERAMIC CHIP	1μF 20% 6.3V
C7708	1-107-826-11	CERAMIC CHIP	0.1μF 10% 16V	C7962	1-100-506-91	CERAMIC CHIP	1μF 20% 6.3V
C7711	1-107-826-11	CERAMIC CHIP	0.1μF 10% 16V	C7963	1-100-506-91	CERAMIC CHIP	1μF 20% 6.3V
C7713	1-162-917-11	CERAMIC CHIP	15pF 5% 50V	C7964	1-125-777-11	CERAMIC CHIP	0.1μF 10% 10V
C7716	1-100-055-11	CERAMIC CHIP	22μF 20% 16V	C7965	1-125-777-11	CERAMIC CHIP	0.1μF 10% 10V
C7719	1-126-246-11	ELECT CHIP	220μF 20% 4V	C7966	1-125-777-11	CERAMIC CHIP	0.1μF 10% 10V
C7720	1-100-583-21	ELECT CHIP	470μF 20% 4V	C7967	1-125-777-11	CERAMIC CHIP	0.1μF 10% 10V
C7721	1-100-583-21	ELECT CHIP	470μF 20% 4V	C7968	1-125-777-11	CERAMIC CHIP	0.1μF 10% 10V
C7725	1-165-989-11	CERAMIC CHIP	10μF 10% 6.3V	C7969	1-164-937-11	CERAMIC CHIP	0.001μF 10% 50V
C7726	1-165-989-11	CERAMIC CHIP	10μF 10% 6.3V	C7970	1-125-777-11	CERAMIC CHIP	0.1μF 10% 10V
C7727	1-165-989-11	CERAMIC CHIP	10μF 10% 6.3V	C7971	1-125-777-11	CERAMIC CHIP	0.1μF 10% 10V
C7728	1-165-989-11	CERAMIC CHIP	10μF 10% 6.3V	C7972	1-125-777-11	CERAMIC CHIP	0.1μF 10% 10V



REF. NO.	PART NO.	DESCRIPTION	VALUES	REF. NO.	PART NO.	DESCRIPTION	VALUES
C7973	1-125-777-11	CERAMIC CHIP	0.1µF 10% 10V	*	CN7802	1-820-540-11	CONNECTOR, BOARD TO BOARD 22P
C7974	1-125-777-11	CERAMIC CHIP	0.1µF 10% 10V				
C7975	1-125-777-11	CERAMIC CHIP	0.1µF 10% 10V				
C7976	1-125-777-11	CERAMIC CHIP	0.1µF 10% 10V				
C7977	1-125-777-11	CERAMIC CHIP	0.1µF 10% 10V				
C7978	1-125-777-11	CERAMIC CHIP	0.1µF 10% 10V				
C7979	1-125-777-11	CERAMIC CHIP	0.1µF 10% 10V				
C7980	1-125-777-11	CERAMIC CHIP	0.1µF 10% 10V				
C7981	1-125-777-11	CERAMIC CHIP	0.1µF 10% 10V				
C7982	1-125-777-11	CERAMIC CHIP	0.1µF 10% 10V				
C7983	1-125-777-11	CERAMIC CHIP	0.1µF 10% 10V				
C7984	1-125-777-11	CERAMIC CHIP	0.1µF 10% 10V				
C7985	1-125-777-11	CERAMIC CHIP	0.1µF 10% 10V				
C7986	1-125-777-11	CERAMIC CHIP	0.1µF 10% 10V				
C7988	1-125-777-11	CERAMIC CHIP	0.1µF 10% 10V				
C7989	1-125-777-11	CERAMIC CHIP	0.1µF 10% 10V				
C7990	1-125-777-11	CERAMIC CHIP	0.1µF 10% 10V				
C7991	1-125-777-11	CERAMIC CHIP	0.1µF 10% 10V				
C7992	1-125-777-11	CERAMIC CHIP	0.1µF 10% 10V				
C7993	1-125-777-11	CERAMIC CHIP	0.1µF 10% 10V				
C7994	1-125-777-11	CERAMIC CHIP	0.1µF 10% 10V				
C7995	1-125-777-11	CERAMIC CHIP	0.1µF 10% 10V				
C7996	1-125-777-11	CERAMIC CHIP	0.1µF 10% 10V				
C7997	1-165-989-11	CERAMIC CHIP	10µF 10% 6.3V				
C7998	1-165-989-11	CERAMIC CHIP	10µF 10% 6.3V				
C7999	1-165-989-11	CERAMIC CHIP	10µF 10% 6.3V				
C8000	1-125-777-11	CERAMIC CHIP	0.1µF 10% 10V				
		CONNECTOR					
*	CN3000	1-691-591-11	PIN, CONNECTOR (1.5MM) (SMD)	8P			
	CN3001	1-779-331-51	CONNECTOR, FFC/FPC	14P			
*	CN3002	1-820-296-11	HEADER ASSEMBLY FOR PWB				
*	CN3003	1-817-702-11	CONNECTOR, BOARD TO BOARD	4P			
*	CN3004	1-820-286-11	HEADER ASSEMBLY FOR PWB				
*	CN3005	1-564-521-11	PLUG, CONNECTOR	6P			
*	CN3007	1-764-812-12	CONNECTOR, BOARD TO BOARD	11P			
*	CN3008	1-820-294-11	HEADER ASSEMBLY FOR PWB	15P			
	CN3500	1-818-973-11	CONNECTOR (RECEPTACLE)	17P			
	CN3600	1-818-812-12	HDMI CONNECTOR				
	CN3601	1-817-068-21	CONNECTOR	9P			
	CN3602	1-818-812-12	HDMI CONNECTOR				
*	CN3750	1-820-287-11	HEADER ASSEMBLY (PRINT PWB)				
	CN7310	1-816-113-21	CONNECTOR	15P			
	CN7311	1-785-842-11	CONNECTOR, USB (VERTICAL TYPE)				
						DIODE	
					D2000	6-500-335-01	DIODE MC2838-T112-1
					D2001	6-500-335-01	DIODE MC2838-T112-1
					D2002	6-500-335-01	DIODE MC2838-T112-1
					D2003	6-500-335-01	DIODE MC2838-T112-1
					D2004	6-500-335-01	DIODE MC2838-T112-1
					D2006	6-500-334-01	DIODE MC2836-T112-1
					D2007	6-500-335-01	DIODE MC2838-T112-1
					D3003	6-500-334-01	DIODE MC2836-T112-1
					D3004	6-500-335-01	DIODE MC2838-T112-1
					D3005	6-500-334-01	DIODE MC2836-T112-1
					D3006	6-500-335-01	DIODE MC2838-T112-1
					D3007	6-500-335-01	DIODE MC2838-T112-1
					D3008	8-719-069-55	DIODE UDZSTE-175.6B
					D3009	6-500-335-01	DIODE MC2838-T112-1
					D3012	6-500-335-01	DIODE MC2838-T112-1
					D3013	6-500-334-01	DIODE MC2836-T112-1
					D3015	6-500-335-01	DIODE MC2838-T112-1
					D3016	6-500-335-01	DIODE MC2838-T112-1
					D3017	6-500-335-01	DIODE MC2838-T112-1
					D3018	6-500-335-01	DIODE MC2838-T112-1
					D3019	6-500-335-01	DIODE MC2838-T112-1
					D3102	8-719-083-82	DIODE UDZS-TE17-12B
					D3103	8-719-056-85	DIODE UDZ-TE-17-8.2B
					D3603	8-719-404-50	DIODE MA111-TX
					D3604	8-719-404-50	DIODE MA111-TX
					D3605	6-500-137-01	DIODE BAT54HT1
					D3606	8-719-404-50	DIODE MA111-TX
					D3607	8-719-404-50	DIODE MA111-TX
					D3750	6-500-697-01	DIODE UDZSTE-173.3B
					D3751	6-500-697-01	DIODE UDZSTE-173.3B
					D7306	8-719-053-07	DIODE SML-310MTT86
					D7307	8-719-081-34	DIODE RB160M-30TR
					D7308	8-719-081-34	DIODE RB160M-30TR
					D7310	8-719-083-58	DIODE UDZSTE-173.9B
					D7311	8-719-404-50	DIODE MA111-TX
					D7802	8-719-053-07	DIODE SML-310MTT86
							FUSE
					F7650	1-576-925-11	IC LINK 3.15A 0V
					F7651	1-576-925-11	IC LINK 3.15A 0V



REF. NO.	PART NO.	DESCRIPTION	VALUES	REF. NO.	PART NO.	DESCRIPTION	VALUES
FERRITE BEAD				FB7338	1-414-229-11	FERRITE	0μH
FB2000	1-414-229-11	FERRITE	0μH	FB7650	1-216-295-91	SHORT CHIP	
FB2001	1-414-229-11	FERRITE	0μH	FB7651	1-216-295-91	SHORT CHIP	
FB2002	1-414-229-11	FERRITE	0μH	FB7652	1-216-295-91	SHORT CHIP	
FB2003	1-414-229-11	FERRITE	0μH	FB7653	1-216-295-91	SHORT CHIP	
FB2004	1-414-229-11	FERRITE	0μH	FB7654	1-216-295-91	SHORT CHIP	
FB2005	1-414-229-11	FERRITE	0μH	FB7655	1-216-295-91	SHORT CHIP	
FB2006	1-414-229-11	FERRITE	0μH	FB7659	1-414-229-11	FERRITE	0μH
FB2100	1-414-235-22	FERRITE	0μH	FB7907	1-400-180-21	FERRITE	0μH
FB3400	1-400-180-21	FERRITE	0μH	FB7908	1-400-331-11	FERRITE	0μH
FB3401	1-400-180-21	FERRITE	0μH	FB7909	1-400-331-11	FERRITE	0μH
FB3402	1-414-229-11	FERRITE	0μH	FILTER			
FB3600	1-414-235-22	FERRITE	0μH	FL3002	1-234-177-21	FERRITE	0μH
FB3601	1-414-235-22	FERRITE	0μH	FL3003	1-234-177-21	FERRITE	0μH
FB3602	1-414-235-22	FERRITE	0μH	FL3004	1-234-177-21	FERRITE	0μH
FB3603	1-414-235-22	FERRITE	0μH	FL3200	1-234-177-21	FERRITE	0μH
FB3604	1-414-235-22	FERRITE	0μH	FL3201	1-234-177-21	FERRITE	0μH
FB3605	1-414-235-22	FERRITE	0μH	FL3202	1-234-177-21	FERRITE	0μH
FB3607	1-414-229-11	FERRITE	0μH	FL3203	1-234-560-21	FILTER, LOW PASS	
FB3608	1-414-229-11	FERRITE	0μH	FL3204	1-234-560-21	FILTER, LOW PASS	
FB3609	1-414-229-11	FERRITE	0μH	FL3205	1-234-177-21	FERRITE	0μH
FB3610	1-414-235-22	FERRITE	0μH	FL3206	1-234-177-21	FERRITE	0μH
FB7301	1-400-089-21	FERRITE	0μH	FL3207	1-234-558-21	FILTER, LOW PASS	
FB7304	1-400-180-21	FERRITE	0μH	FL3208	1-234-558-21	FILTER, LOW PASS	
FB7305	1-400-180-21	FERRITE	0μH	FL3400	1-234-177-21	FERRITE	0μH
FB7310	1-400-180-21	FERRITE	0μH	FL3500	1-234-177-21	FERRITE	0μH
FB7311	1-400-180-21	FERRITE	0μH	FL3600	1-234-177-21	FERRITE	0μH
FB7312	1-414-229-11	FERRITE	0μH	* FL3601	1-813-308-11	INDUCTOR	0μH
FB7313	1-400-089-21	FERRITE	0μH	* FL3602	1-813-308-11	INDUCTOR	0μH
FB7314	1-400-089-21	FERRITE	0μH	* FL3603	1-813-308-11	INDUCTOR	0μH
FB7321	1-400-089-21	FERRITE	0μH	* FL3604	1-813-308-11	INDUCTOR	0μH
FB7322	1-400-180-21	FERRITE	0μH	FL3605	1-234-177-21	FERRITE	0μH
FB7323	1-414-229-11	FERRITE	0μH	* FL3606	1-813-308-11	INDUCTOR	0μH
FB7328	1-414-229-11	FERRITE	0μH	* FL3607	1-813-308-11	INDUCTOR	0μH
FB7329	1-414-229-11	FERRITE	0μH	* FL3608	1-813-308-11	INDUCTOR	0μH
FB7330	1-414-229-11	FERRITE	0μH	* FL3609	1-813-308-11	INDUCTOR	0μH
FB7331	1-400-180-21	FERRITE	0μH	IC			
FB7332	1-414-229-11	FERRITE	0μH	IC2000	6-708-182-01	IC	AK5357ET-E2
FB7333	1-414-229-11	FERRITE	0μH	IC2001	6-706-056-01	IC	SN74LVC2GU04DCKR
FB7334	1-414-229-11	FERRITE	0μH	IC2002	6-706-902-01	IC	CXD9835TNDPTR
FB7335	1-414-229-11	FERRITE	0μH	IC2003	6-801-402-01	IC	BD4729GTR
FB7336	1-414-229-11	FERRITE	0μH	IC2004	6-704-819-01	IC	CS4335-KSZR
FB7337	1-414-229-11	FERRITE	0μH				



REF. NO.	PART NO.	DESCRIPTION	VALUES	REF. NO.	PART NO.	DESCRIPTION	VALUES
L3407	1-469-555-21	INDUCTOR	10μH	Q3017	8-729-120-28	TRANSISTOR	2SC1623-L5L6
L3408	1-469-555-21	INDUCTOR	10μH	Q3018	8-729-600-22	TRANSISTOR	2SA1235-F
L3409	1-469-549-21	INDUCTOR	1μH	Q3019	8-729-600-22	TRANSISTOR	2SA1235-F
L3500	1-469-555-21	INDUCTOR	10μH	Q3020	8-729-120-28	TRANSISTOR	2SC1623-L5L6
L3502	1-412-029-11	INDUCTOR	10μH	Q3021	8-729-120-28	TRANSISTOR	2SC1623-L5L6
L3504	1-469-549-21	INDUCTOR	1μH	Q3022	8-729-600-22	TRANSISTOR	2SA1235-F
L3506	1-469-555-21	INDUCTOR	10μH	Q3023	8-729-120-28	TRANSISTOR	2SC1623-L5L6
L3507	1-469-555-21	INDUCTOR	10μH	Q3101	8-729-120-28	TRANSISTOR	2SC1623-L5L6
L3509	1-469-555-21	INDUCTOR	10μH	Q3102	8-729-120-28	TRANSISTOR	2SC1623-L5L6
L3600	1-469-549-21	INDUCTOR	1μH	Q3201	8-729-120-28	TRANSISTOR	2SC1623-L5L6
L7303	1-414-751-11	INDUCTOR	1μH	Q3202	6-551-390-01	TRANSISTOR	RT1A3906-T122-1
L7312	1-414-751-11	INDUCTOR	1μH	Q3203	6-551-390-01	TRANSISTOR	RT1A3906-T122-1
L7321	1-414-751-11	INDUCTOR	1μH	Q3204	6-551-390-01	TRANSISTOR	RT1A3906-T122-1
L7329	1-412-974-41	INDUCTOR	0.39μH	Q3205	6-551-390-01	TRANSISTOR	RT1A3906-T122-1
L7330	1-469-555-21	INDUCTOR	10μH	Q3207	8-729-600-22	TRANSISTOR	2SA1235-F
L7650	1-424-922-21	INDUCTOR	10μH	Q3208	8-729-600-22	TRANSISTOR	2SA1235-F
L7651	1-400-325-11	INDUCTOR	5.6μH	Q3209	6-551-390-01	TRANSISTOR	RT1A3906-T122-1
L7652	1-424-922-21	INDUCTOR	10μH	Q3210	8-729-120-28	TRANSISTOR	2SC1623-L5L6
L7653	1-400-325-11	INDUCTOR	5.6μH	Q3211	8-729-120-28	TRANSISTOR	2SC1623-L5L6
L8600	1-412-973-11	INDUCTOR	0.33μH	Q3212	6-550-304-01	TRANSISTOR	2SC5477-T122-1
L8607	1-412-973-11	INDUCTOR	0.33μH	Q3213	6-550-304-01	TRANSISTOR	2SC5477-T122-1
L8608	1-412-974-41	INDUCTOR	0.39μH	Q3214	6-550-304-01	TRANSISTOR	2SC5477-T122-1
L8609	1-412-971-31	INDUCTOR	0.22μH	Q3215	8-729-600-22	TRANSISTOR	2SA1235-F
L8610	1-412-974-41	INDUCTOR	0.39μH	Q3216	8-729-600-22	TRANSISTOR	2SA1235-F
L8611	1-412-971-31	INDUCTOR	0.22μH	Q3217	6-551-390-01	TRANSISTOR	RT1A3906-T122-1
				Q3218	6-551-390-01	TRANSISTOR	RT1A3906-T122-1
				Q3219	6-550-304-01	TRANSISTOR	2SC5477-T122-1
				Q3220	8-729-120-28	TRANSISTOR	2SC1623-L5L6
				Q3221	6-550-304-01	TRANSISTOR	2SC5477-T122-1
				Q3222	8-729-600-22	TRANSISTOR	2SA1235-F
				Q3223	8-729-120-28	TRANSISTOR	2SC1623-L5L6
				Q3224	8-729-600-22	TRANSISTOR	2SA1235-F
				Q3500	8-729-600-22	TRANSISTOR	2SA1235-F
				Q3501	8-729-120-28	TRANSISTOR	2SC1623-L5L6
				Q3600	8-729-120-28	TRANSISTOR	2SC1623-L5L6
				Q3602	8-729-120-28	TRANSISTOR	2SC1623-L5L6
				Q3603	8-729-120-28	TRANSISTOR	2SC1623-L5L6
				Q3604	8-729-120-28	TRANSISTOR	2SC1623-L5L6
				Q3605	8-729-120-28	TRANSISTOR	2SC1623-L5L6
				Q3606	8-729-120-28	TRANSISTOR	2SC1623-L5L6
				Q3750	8-729-120-28	TRANSISTOR	2SC1623-L5L6
				Q7301	8-729-120-28	TRANSISTOR	2SC1623-L5L6
				Q7302	8-729-120-28	TRANSISTOR	2SC1623-L5L6
				Q7303	8-729-600-22	TRANSISTOR	2SA1235-F

TRANSISTOR



REF. NO.	PART NO.	DESCRIPTION	VALUES	REF. NO.	PART NO.	DESCRIPTION	VALUES
Q7304	8-729-120-28	TRANSISTOR	2SC1623-L5L6	R2043	1-216-813-11	METAL CHIP	220 5% 1/10W
Q7305	8-729-120-28	TRANSISTOR	2SC1623-L5L6	R2044	1-216-805-11	METAL CHIP	47 5% 1/10W
Q7306	8-729-600-22	TRANSISTOR	2SA1235-F	R2100	1-216-850-11	METAL CHIP	270K 5% 1/10W
Q7307	8-729-600-22	TRANSISTOR	2SA1235-F	R2101	1-216-821-11	METAL CHIP	1K 5% 1/10W
Q7308	8-729-600-22	TRANSISTOR	2SA1235-F	R2102	1-216-829-11	METAL CHIP	4.7K 5% 1/10W
Q7651	6-709-438-01	TRANSISTOR	FDS6986AS-NL	R2103	1-216-825-11	METAL CHIP	2.2K 5% 1/10W
Q7652	6-709-438-01	TRANSISTOR	FDS6986AS-NL	R2106	1-218-694-11	METAL CHIP	1.2K 0.50% 1/10W
Q7653	6-709-438-01	TRANSISTOR	FDS6986AS-NL	R2107	1-218-716-11	METAL CHIP	10K 0.50% 1/10W
Q7654	6-709-438-01	TRANSISTOR	FDS6986AS-NL	R2108	1-216-845-11	METAL CHIP	100K 5% 1/10W
Q7806	8-729-120-28	TRANSISTOR	2SC1623-L5L6	R2109	1-218-686-11	METAL CHIP	560 0.50% 1/10W
RESISTOR				R2110	1-218-694-11	METAL CHIP	1.2K 0.50% 1/10W
R2000	1-216-829-11	METAL CHIP	4.7K 5% 1/10W	R2111	1-216-850-11	METAL CHIP	270K 5% 1/10W
R2001	1-216-829-11	METAL CHIP	4.7K 5% 1/10W	R2112	1-216-821-11	METAL CHIP	1K 5% 1/10W
R2002	1-216-833-11	METAL CHIP	10K 5% 1/10W	R2113	1-216-829-11	METAL CHIP	4.7K 5% 1/10W
R2003	1-216-834-11	METAL CHIP	12K 5% 1/10W	R2114	1-218-716-11	METAL CHIP	10K 0.50% 1/10W
R2004	1-216-834-11	METAL CHIP	12K 5% 1/10W	R2115	1-216-837-11	METAL CHIP	22K 5% 1/10W
R2005	1-216-833-11	METAL CHIP	10K 5% 1/10W	R2116	1-216-845-11	METAL CHIP	100K 5% 1/10W
R2006	1-216-833-11	METAL CHIP	10K 5% 1/10W	R2118	1-218-686-11	METAL CHIP	560 0.50% 1/10W
R2007	1-216-817-11	METAL CHIP	470 5% 1/10W	R2119	1-216-845-11	METAL CHIP	100K 5% 1/10W
R2008	1-216-805-11	METAL CHIP	47 5% 1/10W	R2121	1-216-841-11	METAL CHIP	47K 5% 1/10W
R2009	1-216-864-11	SHORT CHIP		R2122	1-216-809-11	METAL CHIP	100 5% 1/10W
R2010	1-216-857-11	METAL CHIP	1M 5% 1/10W	R2123	1-216-864-11	SHORT CHIP	
R2012	1-216-805-11	METAL CHIP	47 5% 1/10W	R2124	1-216-833-11	METAL CHIP	10K 5% 1/10W
R2013	1-216-805-11	METAL CHIP	47 5% 1/10W	R2125	1-216-833-11	METAL CHIP	10K 5% 1/10W
R2014	1-216-805-11	METAL CHIP	47 5% 1/10W	R2126	1-216-833-11	METAL CHIP	10K 5% 1/10W
R2016	1-216-805-11	METAL CHIP	47 5% 1/10W	R2129	1-216-864-11	SHORT CHIP	
R2017	1-216-805-11	METAL CHIP	47 5% 1/10W	R2130	1-216-817-11	METAL CHIP	470 5% 1/10W
R2018	1-216-805-11	METAL CHIP	47 5% 1/10W	R2131	1-216-817-11	METAL CHIP	470 5% 1/10W
R2019	1-216-805-11	METAL CHIP	47 5% 1/10W	R2132	1-216-845-11	METAL CHIP	100K 5% 1/10W
R2021	1-216-805-11	METAL CHIP	47 5% 1/10W	R2134	1-216-809-11	METAL CHIP	100 5% 1/10W
R2022	1-216-805-11	METAL CHIP	47 5% 1/10W	R2135	1-216-864-11	SHORT CHIP	
R2024	1-216-805-11	METAL CHIP	47 5% 1/10W	R2136	1-216-837-11	METAL CHIP	22K 5% 1/10W
R2025	1-216-805-11	METAL CHIP	47 5% 1/10W	R2137	1-216-837-11	METAL CHIP	22K 5% 1/10W
R2026	1-216-805-11	METAL CHIP	47 5% 1/10W	R2139	1-216-833-11	METAL CHIP	10K 5% 1/10W
R2027	1-216-805-11	METAL CHIP	47 5% 1/10W	R2141	1-216-864-11	SHORT CHIP	
R2028	1-216-864-11	SHORT CHIP		R2142	1-216-845-11	METAL CHIP	100K 5% 1/10W
R2030	1-216-833-11	METAL CHIP	10K 5% 1/10W	R2143	1-216-845-11	METAL CHIP	100K 5% 1/10W
R2031	1-216-833-11	METAL CHIP	10K 5% 1/10W	R3002	1-216-853-11	METAL CHIP	470K 5% 1/10W
R2032	1-216-813-11	METAL CHIP	220 5% 1/10W	R3003	1-216-841-11	METAL CHIP	47K 5% 1/10W
R2033	1-216-821-11	METAL CHIP	1K 5% 1/10W	R3005	1-216-829-11	METAL CHIP	4.7K 5% 1/10W
R2034	1-216-833-11	METAL CHIP	10K 5% 1/10W	R3006	1-216-809-11	METAL CHIP	100 5% 1/10W
R2041	1-216-809-11	METAL CHIP	100 5% 1/10W	R3007	1-216-295-91	SHORT CHIP	
R2042	1-216-809-11	METAL CHIP	100 5% 1/10W	R3008	1-216-825-11	METAL CHIP	2.2K 5% 1/10W
				R3011	1-216-833-11	METAL CHIP	10K 5% 1/10W



REF. NO.	PART NO.	DESCRIPTION	VALUES			REF. NO.	PART NO.	DESCRIPTION	VALUES		
R3012	1-216-801-11	METAL CHIP	22	5%	1/10W	R3068	1-216-825-11	METAL CHIP	2.2K	5%	1/10W
R3013	1-216-857-11	METAL CHIP	1M	5%	1/10W	R3069	1-216-805-11	METAL CHIP	47	5%	1/10W
R3015	1-216-833-11	METAL CHIP	10K	5%	1/10W	R3070	1-216-835-11	METAL CHIP	15K	5%	1/10W
R3016	1-216-833-11	METAL CHIP	10K	5%	1/10W	R3071	1-216-797-11	METAL CHIP	10	5%	1/10W
R3018	1-216-823-11	METAL CHIP	1.5K	5%	1/10W	R3072	1-216-842-11	METAL CHIP	56K	5%	1/10W
R3019	1-216-864-11	SHORT CHIP				R3073	1-216-797-11	METAL CHIP	10	5%	1/10W
R3020	1-216-864-11	SHORT CHIP				R3074	1-216-797-11	METAL CHIP	10	5%	1/10W
R3021	1-216-833-11	METAL CHIP	10K	5%	1/10W	R3075	1-216-797-11	METAL CHIP	10	5%	1/10W
R3022	1-216-821-11	METAL CHIP	1K	5%	1/10W	R3076	1-216-829-11	METAL CHIP	4.7K	5%	1/10W
R3023	1-216-864-11	SHORT CHIP				R3077	1-216-797-11	METAL CHIP	10	5%	1/10W
R3025	1-216-809-11	METAL CHIP	100	5%	1/10W	R3078	1-216-797-11	METAL CHIP	10	5%	1/10W
R3028	1-216-823-11	METAL CHIP	1.5K	5%	1/10W	R3079	1-216-864-11	SHORT CHIP			
R3029	1-216-805-11	METAL CHIP	47	5%	1/10W	R3080	1-216-809-11	METAL CHIP	100	5%	1/10W
R3031	1-216-805-11	METAL CHIP	47	5%	1/10W	R3081	1-216-825-11	METAL CHIP	2.2K	5%	1/10W
R3032	1-216-809-11	METAL CHIP	100	5%	1/10W	R3082	1-216-833-11	METAL CHIP	10K	5%	1/10W
R3033	1-216-809-11	METAL CHIP	100	5%	1/10W	R3085	1-216-864-11	SHORT CHIP			
R3034	1-216-805-11	METAL CHIP	47	5%	1/10W	R3086	1-216-821-11	METAL CHIP	1K	5%	1/10W
R3035	1-216-845-11	METAL CHIP	100K	5%	1/10W	R3087	1-216-805-11	METAL CHIP	47	5%	1/10W
R3036	1-216-841-11	METAL CHIP	47K	5%	1/10W	R3089	1-216-864-11	SHORT CHIP			
R3037	1-216-809-11	METAL CHIP	100	5%	1/10W	R3090	1-216-805-11	METAL CHIP	47	5%	1/10W
R3038	1-216-809-11	METAL CHIP	100	5%	1/10W	R3091	1-216-823-11	METAL CHIP	1.5K	5%	1/10W
R3039	1-216-809-11	METAL CHIP	100	5%	1/10W	R3092	1-216-821-11	METAL CHIP	1K	5%	1/10W
R3040	1-216-864-11	SHORT CHIP				R3094	1-216-849-11	METAL CHIP	220K	5%	1/10W
R3041	1-216-805-11	METAL CHIP	47	5%	1/10W	R3095	1-216-821-11	METAL CHIP	1K	5%	1/10W
R3042	1-216-809-11	METAL CHIP	100	5%	1/10W	R3098	1-216-809-11	METAL CHIP	100	5%	1/10W
R3045	1-216-821-11	METAL CHIP	1K	5%	1/10W	R3099	1-216-809-11	METAL CHIP	100	5%	1/10W
R3047	1-216-864-11	SHORT CHIP				R3100	1-216-805-11	METAL CHIP	47	5%	1/10W
R3048	1-218-289-11	METAL CHIP	510	5%	1/10W	R3101	1-216-833-11	METAL CHIP	10K	5%	1/10W
R3049	1-216-827-11	METAL CHIP	3.3K	5%	1/10W	R3102	1-216-809-11	METAL CHIP	100	5%	1/10W
R3050	1-216-821-11	METAL CHIP	1K	5%	1/10W	R3103	1-216-809-11	METAL CHIP	100	5%	1/10W
R3051	1-216-809-11	METAL CHIP	100	5%	1/10W	R3104	1-216-809-11	METAL CHIP	100	5%	1/10W
R3054	1-216-864-11	SHORT CHIP				R3105	1-216-809-11	METAL CHIP	100	5%	1/10W
R3055	1-218-289-11	METAL CHIP	510	5%	1/10W	R3106	1-216-833-11	METAL CHIP	10K	5%	1/10W
R3056	1-216-827-11	METAL CHIP	3.3K	5%	1/10W	R3107	1-216-833-11	METAL CHIP	10K	5%	1/10W
R3057	1-216-809-11	METAL CHIP	100	5%	1/10W	R3108	1-216-864-11	SHORT CHIP			
R3058	1-216-821-11	METAL CHIP	1K	5%	1/10W	R3109	1-216-809-11	METAL CHIP	100	5%	1/10W
R3059	1-216-864-11	SHORT CHIP				R3110	1-216-809-11	METAL CHIP	100	5%	1/10W
R3060	1-216-821-11	METAL CHIP	1K	5%	1/10W	R3111	1-216-809-11	METAL CHIP	100	5%	1/10W
R3062	1-216-864-11	SHORT CHIP				R3112	1-216-805-11	METAL CHIP	47	5%	1/10W
R3063	1-218-289-11	METAL CHIP	510	5%	1/10W	R3113	1-216-805-11	METAL CHIP	47	5%	1/10W
R3064	1-216-827-11	METAL CHIP	3.3K	5%	1/10W	R3114	1-216-833-11	METAL CHIP	10K	5%	1/10W
R3065	1-216-821-11	METAL CHIP	1K	5%	1/10W	R3115	1-216-809-11	METAL CHIP	100	5%	1/10W
R3066	1-216-857-11	METAL CHIP	1M	5%	1/10W	R3116	1-216-809-11	METAL CHIP	100	5%	1/10W
R3067	1-216-805-11	METAL CHIP	47	5%	1/10W	R3117	1-216-833-11	METAL CHIP	10K	5%	1/10W



REF. NO.	PART NO.	DESCRIPTION	VALUES			REF. NO.	PART NO.	DESCRIPTION	VALUES		
R3118	1-216-833-11	METAL CHIP	10K	5%	1/10W	R3175	1-216-864-11	SHORT CHIP			
R3119	1-216-809-11	METAL CHIP	100	5%	1/10W	R3176	1-216-841-11	METAL CHIP	47K	5%	1/10W
R3120	1-216-833-11	METAL CHIP	10K	5%	1/10W	R3177	1-216-864-11	SHORT CHIP			
R3121	1-216-809-11	METAL CHIP	100	5%	1/10W	R3178	1-216-864-11	SHORT CHIP			
R3122	1-216-805-11	METAL CHIP	47	5%	1/10W	R3179	1-216-809-11	METAL CHIP	100	5%	1/10W
R3123	1-216-864-11	SHORT CHIP				R3180	1-216-809-11	METAL CHIP	100	5%	1/10W
R3124	1-216-809-11	METAL CHIP	100	5%	1/10W	R3181	1-216-833-11	METAL CHIP	10K	5%	1/10W
R3125	1-216-805-11	METAL CHIP	47	5%	1/10W	R3184	1-216-841-11	METAL CHIP	47K	5%	1/10W
R3126	1-216-805-11	METAL CHIP	47	5%	1/10W	R3185	1-216-833-11	METAL CHIP	10K	5%	1/10W
R3127	1-216-805-11	METAL CHIP	47	5%	1/10W	R3186	1-216-833-11	METAL CHIP	10K	5%	1/10W
R3128	1-216-805-11	METAL CHIP	47	5%	1/10W	R3189	1-216-805-11	METAL CHIP	47	5%	1/10W
R3129	1-216-805-11	METAL CHIP	47	5%	1/10W	R3190	1-216-809-11	METAL CHIP	100	5%	1/10W
R3130	1-216-805-11	METAL CHIP	47	5%	1/10W	R3191	1-216-809-11	METAL CHIP	100	5%	1/10W
R3131	1-216-809-11	METAL CHIP	100	5%	1/10W	R3192	1-216-809-11	METAL CHIP	100	5%	1/10W
R3132	1-216-805-11	METAL CHIP	47	5%	1/10W	R3193	1-216-833-11	METAL CHIP	10K	5%	1/10W
R3133	1-216-805-11	METAL CHIP	47	5%	1/10W	R3194	1-216-864-11	SHORT CHIP			
R3134	1-216-809-11	METAL CHIP	100	5%	1/10W	R3195	1-216-864-11	SHORT CHIP			
R3135	1-216-801-11	METAL CHIP	22	5%	1/10W	R3196	1-216-864-11	SHORT CHIP			
R3136	1-216-861-11	METAL CHIP	2.2M	5%	1/10W	R3197	1-216-864-11	SHORT CHIP			
R3137	1-216-805-11	METAL CHIP	47	5%	1/10W	R3198	1-216-805-11	METAL CHIP	47	5%	1/10W
R3138	1-216-805-11	METAL CHIP	47	5%	1/10W	R3199	1-216-864-11	SHORT CHIP			
R3139	1-216-833-11	METAL CHIP	10K	5%	1/10W	R3200	1-216-864-11	SHORT CHIP			
R3140	1-216-805-11	METAL CHIP	47	5%	1/10W	R3201	1-216-864-11	SHORT CHIP			
R3141	1-216-817-11	METAL CHIP	470	5%	1/10W	R3202	1-216-864-11	SHORT CHIP			
R3142	1-216-805-11	METAL CHIP	47	5%	1/10W	R3203	1-216-864-11	SHORT CHIP			
R3143	1-216-833-11	METAL CHIP	10K	5%	1/10W	R3204	1-216-864-11	SHORT CHIP			
R3145	1-216-825-11	METAL CHIP	2.2K	5%	1/10W	R3205	1-216-826-11	METAL CHIP	2.7K	5%	1/10W
R3146	1-216-833-11	METAL CHIP	10K	5%	1/10W	R3206	1-216-864-11	SHORT CHIP			
R3147	1-216-825-11	METAL CHIP	2.2K	5%	1/10W	R3207	1-218-692-11	METAL CHIP	1K	0.50%	1/10W
R3150	1-216-833-11	METAL CHIP	10K	5%	1/10W	R3208	1-218-709-11	METAL CHIP	5.1K	0.50%	1/10W
R3151	1-216-841-11	METAL CHIP	47K	5%	1/10W	R3209	1-216-833-11	METAL CHIP	10K	5%	1/10W
R3153	1-216-825-11	METAL CHIP	2.2K	5%	1/10W	R3210	1-216-864-11	SHORT CHIP			
R3154	1-216-864-11	SHORT CHIP				R3213	1-216-864-11	SHORT CHIP			
R3157	1-216-864-11	SHORT CHIP				R3214	1-216-864-11	SHORT CHIP			
R3159	1-216-864-11	SHORT CHIP				R3215	1-216-833-11	METAL CHIP	10K	5%	1/10W
R3160	1-216-864-11	SHORT CHIP				R3217	1-216-864-11	SHORT CHIP			
R3161	1-216-809-11	METAL CHIP	100	5%	1/10W	R3218	1-216-797-11	METAL CHIP	10	5%	1/10W
R3162	1-216-809-11	METAL CHIP	100	5%	1/10W	R3219	1-216-797-11	METAL CHIP	10	5%	1/10W
R3164	1-216-833-11	METAL CHIP	10K	5%	1/10W	R3220	1-216-797-11	METAL CHIP	10	5%	1/10W
R3168	1-216-824-11	METAL CHIP	1.8K	5%	1/10W	R3221	1-216-801-11	METAL CHIP	22	5%	1/10W
R3169	1-216-833-11	METAL CHIP	10K	5%	1/10W	R3222	1-216-864-11	SHORT CHIP			
R3170	1-216-824-11	METAL CHIP	1.8K	5%	1/10W	R3223	1-216-826-11	METAL CHIP	2.7K	5%	1/10W
R3173	1-216-833-11	METAL CHIP	10K	5%	1/10W	R3224	1-218-708-11	METAL CHIP	4.7K	0.50%	1/10W
R3174	1-216-805-11	METAL CHIP	47	5%	1/10W	R3225	1-218-676-11	METAL CHIP	220	0.50%	1/10W



REF. NO.	PART NO.	DESCRIPTION	VALUES			REF. NO.	PART NO.	DESCRIPTION	VALUES		
R3226	1-218-708-11	METAL CHIP	4.7K	0.50%	1/10W	R3274	1-216-864-11	SHORT CHIP			
R3227	1-216-864-11	SHORT CHIP				R3275	1-216-864-11	SHORT CHIP			
R3230	1-216-864-11	SHORT CHIP				R3277	1-216-797-11	METAL CHIP	10	5%	1/10W
R3231	1-216-833-11	METAL CHIP	10K	5%	1/10W	R3279	1-218-694-11	METAL CHIP	1.2K	0.50%	1/10W
R3232	1-216-864-11	SHORT CHIP				R3280	1-216-864-11	SHORT CHIP			
R3233	1-216-805-11	METAL CHIP	47	5%	1/10W	R3281	1-216-864-11	SHORT CHIP			
R3234	1-216-805-11	METAL CHIP	47	5%	1/10W	R3282	1-216-864-11	SHORT CHIP			
R3235	1-216-805-11	METAL CHIP	47	5%	1/10W	R3283	1-216-833-11	METAL CHIP	10K	5%	1/10W
R3236	1-216-864-11	SHORT CHIP				R3284	1-218-688-11	METAL CHIP	680	0.50%	1/10W
R3237	1-216-864-11	SHORT CHIP				R3285	1-218-698-11	METAL CHIP	1.8K	0.50%	1/10W
R3238	1-216-864-11	SHORT CHIP				R3286	1-216-864-11	SHORT CHIP			
R3239	1-216-864-11	SHORT CHIP				R3288	1-216-839-11	METAL CHIP	33K	5%	1/10W
R3240	1-216-833-11	METAL CHIP	10K	5%	1/10W	R3291	1-218-698-11	METAL CHIP	1.8K	0.50%	1/10W
R3241	1-216-864-11	SHORT CHIP				R3292	1-216-864-11	SHORT CHIP			
R3242	1-216-864-11	SHORT CHIP				R3293	1-218-688-11	METAL CHIP	680	0.50%	1/10W
R3243	1-216-864-11	SHORT CHIP				R3294	1-218-694-11	METAL CHIP	1.2K	0.50%	1/10W
R3244	1-216-864-11	SHORT CHIP				R3298	1-216-805-11	METAL CHIP	47	5%	1/10W
R3245	1-218-708-11	METAL CHIP	4.7K	0.50%	1/10W	R3299	1-216-805-11	METAL CHIP	47	5%	1/10W
R3247	1-216-833-11	METAL CHIP	10K	5%	1/10W	R3300	1-216-823-11	METAL CHIP	1.5K	5%	1/10W
R3248	1-218-658-11	METAL CHIP	39	0.50%	1/10W	R3301	1-216-864-11	SHORT CHIP			
R3249	1-216-797-11	METAL CHIP	10	5%	1/10W	R3303	1-216-864-11	SHORT CHIP			
R3250	1-218-676-11	METAL CHIP	220	0.50%	1/10W	R3304	1-216-864-11	SHORT CHIP			
R3251	1-218-708-11	METAL CHIP	4.7K	0.50%	1/10W	R3305	1-216-821-11	METAL CHIP	1K	5%	1/10W
R3253	1-216-833-11	METAL CHIP	10K	5%	1/10W	R3308	1-216-805-11	METAL CHIP	47	5%	1/10W
R3254	1-216-864-11	SHORT CHIP				R3309	1-218-676-11	METAL CHIP	220	0.50%	1/10W
R3255	1-216-864-11	SHORT CHIP				R3310	1-216-864-11	SHORT CHIP			
R3256	1-216-864-11	SHORT CHIP				R3311	1-218-680-11	METAL CHIP	330	0.50%	1/10W
R3257	1-216-864-11	SHORT CHIP				R3312	1-218-692-11	METAL CHIP	1K	0.50%	1/10W
R3258	1-216-864-11	SHORT CHIP				R3313	1-216-805-11	METAL CHIP	47	5%	1/10W
R3259	1-216-864-11	SHORT CHIP				R3314	1-216-805-11	METAL CHIP	47	5%	1/10W
R3260	1-218-692-11	METAL CHIP	1K	0.50%	1/10W	R3315	1-216-805-11	METAL CHIP	47	5%	1/10W
R3261	1-218-684-11	METAL CHIP	470	0.50%	1/10W	R3316	1-216-805-11	METAL CHIP	47	5%	1/10W
R3262	1-216-864-11	SHORT CHIP				R3317	1-216-805-11	METAL CHIP	47	5%	1/10W
R3263	1-216-811-11	METAL CHIP	150	5%	1/10W	R3318	1-218-692-11	METAL CHIP	1K	0.50%	1/10W
R3264	1-216-811-11	METAL CHIP	150	5%	1/10W	R3319	1-218-680-11	METAL CHIP	330	0.50%	1/10W
R3265	1-216-815-11	METAL CHIP	330	5%	1/10W	R3320	1-216-818-11	METAL CHIP	560	5%	1/10W
R3266	1-216-815-11	METAL CHIP	330	5%	1/10W	R3321	1-216-813-11	METAL CHIP	220	5%	1/10W
R3267	1-218-675-11	METAL CHIP	200	0.50%	1/10W	R3322	1-218-692-11	METAL CHIP	1K	0.50%	1/10W
R3268	1-218-675-11	METAL CHIP	200	0.50%	1/10W	R3323	1-218-668-11	METAL CHIP	100	0.50%	1/10W
R3269	1-216-809-11	METAL CHIP	100	5%	1/10W	R3324	1-218-692-11	METAL CHIP	1K	0.50%	1/10W
R3270	1-218-675-11	METAL CHIP	200	0.50%	1/10W	R3325	1-218-668-11	METAL CHIP	100	0.50%	1/10W
R3271	1-218-675-11	METAL CHIP	200	0.50%	1/10W	R3326	1-216-821-11	METAL CHIP	1K	5%	1/10W
R3272	1-216-821-11	METAL CHIP	1K	5%	1/10W	R3328	1-216-864-11	SHORT CHIP			
R3273	1-216-821-11	METAL CHIP	1K	5%	1/10W	R3330	1-216-864-11	SHORT CHIP			



REF. NO.	PART NO.	DESCRIPTION	VALUES			REF. NO.	PART NO.	DESCRIPTION	VALUES		
R3336	1-216-864-11	SHORT CHIP				R3387	1-216-864-11	SHORT CHIP			
R3337	1-216-864-11	SHORT CHIP				R3389	1-216-864-11	SHORT CHIP			
R3338	1-216-797-11	METAL CHIP	10	5%	1/10W	R3390	1-216-864-11	SHORT CHIP			
R3339	1-216-797-11	METAL CHIP	10	5%	1/10W	R3391	1-216-864-11	SHORT CHIP			
R3340	1-216-797-11	METAL CHIP	10	5%	1/10W	R3392	1-216-864-11	SHORT CHIP			
R3341	1-216-797-11	METAL CHIP	10	5%	1/10W	R3393	1-216-864-11	SHORT CHIP			
R3342	1-216-797-11	METAL CHIP	10	5%	1/10W	R3394	1-216-864-11	SHORT CHIP			
R3343	1-216-821-11	METAL CHIP	1K	5%	1/10W	R3395	1-216-864-11	SHORT CHIP			
R3344	1-216-821-11	METAL CHIP	1K	5%	1/10W	R3396	1-216-864-11	SHORT CHIP			
R3345	1-216-821-11	METAL CHIP	1K	5%	1/10W	R3397	1-216-864-11	SHORT CHIP			
R3346	1-216-821-11	METAL CHIP	1K	5%	1/10W	R3398	1-216-864-11	SHORT CHIP			
R3347	1-216-817-11	METAL CHIP	470	5%	1/10W	R3399	1-216-864-11	SHORT CHIP			
R3348	1-216-818-11	METAL CHIP	560	5%	1/10W	R3400	1-218-847-11	METAL CHIP	1K	0.50%	1/10W
R3349	1-216-864-11	SHORT CHIP				R3401	1-218-684-11	METAL CHIP	470	0.50%	1/10W
R3350	1-216-797-11	METAL CHIP	10	5%	1/10W	R3403	1-216-809-11	METAL CHIP	100	5%	1/10W
R3351	1-216-797-11	METAL CHIP	10	5%	1/10W	R3404	1-216-809-11	METAL CHIP	100	5%	1/10W
R3352	1-216-864-11	SHORT CHIP				R3405	1-216-837-11	METAL CHIP	22K	5%	1/10W
R3353	1-216-818-11	METAL CHIP	560	5%	1/10W	R3406	1-216-833-11	METAL CHIP	10K	5%	1/10W
R3354	1-216-864-11	SHORT CHIP				R3407	1-216-864-11	SHORT CHIP			
R3356	1-218-698-11	METAL CHIP	1.8K	0.50%	1/10W	R3409	1-216-864-11	SHORT CHIP			
R3359	1-216-864-11	SHORT CHIP				R3411	1-216-805-11	METAL CHIP	47	5%	1/10W
R3361	1-216-864-11	SHORT CHIP				R3412	1-216-864-11	SHORT CHIP			
R3362	1-216-864-11	SHORT CHIP				R3413	1-216-864-11	SHORT CHIP			
R3363	1-216-864-11	SHORT CHIP				R3414	1-216-809-11	METAL CHIP	100	5%	1/10W
R3364	1-216-864-11	SHORT CHIP				R3416	1-216-864-11	SHORT CHIP			
R3366	1-216-864-11	SHORT CHIP				R3417	1-216-864-11	SHORT CHIP			
R3367	1-216-864-11	SHORT CHIP				R3418	1-218-854-11	METAL CHIP	2K	0.50%	1/10W
R3368	1-216-864-11	SHORT CHIP				R3419	1-216-803-11	METAL CHIP	33	5%	1/10W
R3369	1-216-825-11	METAL CHIP	2.2K	5%	1/10W	R3420	1-216-803-11	METAL CHIP	33	5%	1/10W
R3370	1-216-864-11	SHORT CHIP				R3421	1-216-803-11	METAL CHIP	33	5%	1/10W
R3371	1-216-825-11	METAL CHIP	2.2K	5%	1/10W	R3422	1-218-849-11	METAL CHIP	1.2K	0.50%	1/10W
R3372	1-216-825-11	METAL CHIP	2.2K	5%	1/10W	R3423	1-218-859-11	METAL CHIP	3.3K	0.50%	1/10W
R3373	1-216-830-11	METAL CHIP	5.6K	5%	1/10W	R3425	1-216-864-11	SHORT CHIP			
R3374	1-216-864-11	SHORT CHIP				R3426	1-216-864-11	SHORT CHIP			
R3375	1-216-817-11	METAL CHIP	470	5%	1/10W	R3427	1-218-829-11	METAL CHIP	180	0.50%	1/10W
R3376	1-216-827-11	METAL CHIP	3.3K	5%	1/10W	R3428	1-216-811-11	METAL CHIP	150	5%	1/10W
R3378	1-218-867-11	METAL CHIP	6.8K	0.50%	1/10W	R3429	1-216-811-11	METAL CHIP	150	5%	1/10W
R3379	1-216-864-11	SHORT CHIP				R3430	1-216-811-11	METAL CHIP	150	5%	1/10W
R3380	1-216-830-11	METAL CHIP	5.6K	5%	1/10W	R3431	1-216-851-11	METAL CHIP	330K	5%	1/10W
R3382	1-216-805-11	METAL CHIP	47	5%	1/10W	R3432	1-216-813-11	METAL CHIP	220	5%	1/10W
R3383	1-216-817-11	METAL CHIP	470	5%	1/10W	R3434	1-216-864-11	SHORT CHIP			
R3384	1-216-817-11	METAL CHIP	470	5%	1/10W	R3435	1-216-864-11	SHORT CHIP			
R3385	1-216-817-11	METAL CHIP	470	5%	1/10W	R3436	1-216-864-11	SHORT CHIP			
R3386	1-216-813-11	METAL CHIP	220	5%	1/10W	R3437	1-216-864-11	SHORT CHIP			



REF. NO.	PART NO.	DESCRIPTION	VALUES			REF. NO.	PART NO.	DESCRIPTION	VALUES		
R3438	1-216-864-11	SHORT CHIP				R3497	1-218-700-11	METAL CHIP	2.2K	0.50%	1/10W
R3442	1-216-864-11	SHORT CHIP				R3498	1-218-692-11	METAL CHIP	1K	0.50%	1/10W
R3445	1-216-833-11	METAL CHIP	10K	5%	1/10W	R3499	1-218-712-11	METAL CHIP	6.8K	0.50%	1/10W
R3446	1-216-821-11	METAL CHIP	1K	5%	1/10W	R3500	1-216-833-11	METAL CHIP	10K	5%	1/10W
R3447	1-216-864-11	SHORT CHIP				R3501	1-216-801-11	METAL CHIP	22	5%	1/10W
R3448	1-216-833-11	METAL CHIP	10K	5%	1/10W	R3502	1-216-805-11	METAL CHIP	47	5%	1/10W
R3449	1-216-833-11	METAL CHIP	10K	5%	1/10W	R3503	1-216-821-11	METAL CHIP	1K	5%	1/10W
R3450	1-216-864-11	SHORT CHIP				R3506	1-216-864-11	SHORT CHIP			
R3451	1-216-864-11	SHORT CHIP				R3507	1-216-801-11	METAL CHIP	22	5%	1/10W
R3452	1-216-864-11	SHORT CHIP				R3508	1-216-801-11	METAL CHIP	22	5%	1/10W
R3453	1-216-864-11	SHORT CHIP				R3516	1-218-937-11	RES-CHIP	47	5%	1/16W
R3454	1-216-824-11	METAL CHIP	1.8K	5%	1/10W	R3517	1-216-805-11	METAL CHIP	47	5%	1/10W
R3455	1-216-824-11	METAL CHIP	1.8K	5%	1/10W	R3518	1-216-805-11	METAL CHIP	47	5%	1/10W
R3456	1-216-821-11	METAL CHIP	1K	5%	1/10W	R3519	1-216-805-11	METAL CHIP	47	5%	1/10W
R3457	1-216-833-11	METAL CHIP	10K	5%	1/10W	R3521	1-216-805-11	METAL CHIP	47	5%	1/10W
R3461	1-216-864-11	SHORT CHIP				R3522	1-216-803-11	METAL CHIP	33	5%	1/10W
R3462	1-216-833-11	METAL CHIP	10K	5%	1/10W	R3525	1-218-937-11	RES-CHIP	47	5%	1/16W
R3463	1-216-809-11	METAL CHIP	100	5%	1/10W	R3530	1-216-864-11	SHORT CHIP			
R3464	1-216-809-11	METAL CHIP	100	5%	1/10W	R3531	1-216-809-11	METAL CHIP	100	5%	1/10W
R3465	1-216-833-11	METAL CHIP	10K	5%	1/10W	R3532	1-216-864-11	SHORT CHIP			
R3467	1-216-864-11	SHORT CHIP				R3534	1-218-937-11	RES-CHIP	47	5%	1/16W
R3469	1-216-864-11	SHORT CHIP				R3535	1-216-864-11	SHORT CHIP			
R3470	1-216-833-11	METAL CHIP	10K	5%	1/10W	R3537	1-216-801-11	METAL CHIP	22	5%	1/10W
R3471	1-216-864-11	SHORT CHIP				R3538	1-216-809-11	METAL CHIP	100	5%	1/10W
R3474	1-216-821-11	METAL CHIP	1K	5%	1/10W	R3539	1-216-801-11	METAL CHIP	22	5%	1/10W
R3475	1-216-864-11	SHORT CHIP				R3542	1-216-809-11	METAL CHIP	100	5%	1/10W
R3476	1-216-864-11	SHORT CHIP				R3544	1-216-845-11	METAL CHIP	100K	5%	1/10W
R3477	1-216-864-11	SHORT CHIP				R3547	1-216-833-11	METAL CHIP	10K	5%	1/10W
R3478	1-218-706-11	METAL CHIP	3.9K	0.50%	1/10W	R3559	1-218-692-11	METAL CHIP	1K	0.50%	1/10W
R3480	1-216-864-11	SHORT CHIP				R3560	1-218-692-11	METAL CHIP	1K	0.50%	1/10W
R3481	1-216-864-11	SHORT CHIP				R3562	1-216-864-11	SHORT CHIP			
R3482	1-216-864-11	SHORT CHIP				R3563	1-216-864-11	SHORT CHIP			
R3483	1-216-864-11	SHORT CHIP				R3564	1-216-864-11	SHORT CHIP			
R3484	1-216-864-11	SHORT CHIP				R3565	1-216-864-11	SHORT CHIP			
R3485	1-216-864-11	SHORT CHIP				R3566	1-216-864-11	SHORT CHIP			
R3487	1-216-864-11	SHORT CHIP				R3601	1-218-644-11	METAL CHIP	10	0.50%	1/10W
R3488	1-216-833-11	METAL CHIP	10K	5%	1/10W	R3602	1-216-809-11	METAL CHIP	100	5%	1/10W
R3489	1-216-821-11	METAL CHIP	1K	5%	1/10W	R3603	1-216-821-11	METAL CHIP	1K	5%	1/10W
R3491	1-216-809-11	METAL CHIP	100	5%	1/10W	R3605	1-218-692-11	METAL CHIP	1K	0.50%	1/10W
R3492	1-218-700-11	METAL CHIP	2.2K	0.50%	1/10W	R3606	1-218-684-11	METAL CHIP	470	0.50%	1/10W
R3493	1-218-750-11	METAL CHIP	270K	0.50%	1/10W	R3607	1-218-706-11	METAL CHIP	3.9K	0.50%	1/10W
R3494	1-216-833-11	METAL CHIP	10K	5%	1/10W	R3609	1-216-833-11	METAL CHIP	10K	5%	1/10W
R3495	1-216-833-11	METAL CHIP	10K	5%	1/10W	R3610	1-216-864-11	SHORT CHIP			
R3496	1-216-825-11	METAL CHIP	2.2K	5%	1/10W	R3611	1-218-644-11	METAL CHIP	10	0.50%	1/10W



REF. NO.	PART NO.	DESCRIPTION	VALUES			REF. NO.	PART NO.	DESCRIPTION	VALUES		
R3612	1-216-809-11	METAL CHIP	100	5%	1/10W	R3666	1-216-809-11	METAL CHIP	100	5%	1/10W
R3613	1-218-706-11	METAL CHIP	3.9K	0.50%	1/10W	R3669	1-216-809-11	METAL CHIP	100	5%	1/10W
R3614	1-216-809-11	METAL CHIP	100	5%	1/10W	R3670	1-216-809-11	METAL CHIP	100	5%	1/10W
R3615	1-216-809-11	METAL CHIP	100	5%	1/10W	R3675	1-216-809-11	METAL CHIP	100	5%	1/10W
R3616	1-218-706-11	METAL CHIP	3.9K	0.50%	1/10W	R3676	1-216-829-11	METAL CHIP	4.7K	5%	1/10W
R3617	1-216-864-11	SHORT CHIP				R3677	1-216-841-11	METAL CHIP	47K	5%	1/10W
R3618	1-218-706-11	METAL CHIP	3.9K	0.50%	1/10W	R3678	1-216-837-11	METAL CHIP	22K	5%	1/10W
R3619	1-218-706-11	METAL CHIP	3.9K	0.50%	1/10W	R3679	1-216-809-11	METAL CHIP	100	5%	1/10W
R3620	1-216-821-11	METAL CHIP	1K	5%	1/10W	R3680	1-216-833-11	METAL CHIP	10K	5%	1/10W
R3621	1-218-706-11	METAL CHIP	3.9K	0.50%	1/10W	R3688	1-216-864-11	SHORT CHIP			
R3622	1-216-864-11	SHORT CHIP				R3689	1-216-864-11	SHORT CHIP			
R3623	1-216-864-11	SHORT CHIP				R3694	1-216-837-11	METAL CHIP	22K	5%	1/10W
R3624	1-216-864-11	SHORT CHIP				R3696	1-216-839-11	METAL CHIP	33K	5%	1/10W
R3625	1-218-706-11	METAL CHIP	3.9K	0.50%	1/10W	R3697	1-216-835-11	METAL CHIP	15K	5%	1/10W
R3626	1-216-864-11	SHORT CHIP				R3698	1-216-864-11	SHORT CHIP			
R3627	1-216-857-11	METAL CHIP	1M	5%	1/10W	R3715	1-216-835-11	METAL CHIP	15K	5%	1/10W
R3628	1-216-819-11	METAL CHIP	680	5%	1/10W	R3716	1-216-839-11	METAL CHIP	33K	5%	1/10W
R3629	1-216-809-11	METAL CHIP	100	5%	1/10W	R3729	1-216-833-11	METAL CHIP	10K	5%	1/10W
R3630	1-216-809-11	METAL CHIP	100	5%	1/10W	R3730	1-216-833-11	METAL CHIP	10K	5%	1/10W
R3631	1-216-809-11	METAL CHIP	100	5%	1/10W	R3733	1-216-841-11	METAL CHIP	47K	5%	1/10W
R3632	1-216-821-11	METAL CHIP	1K	5%	1/10W	R3734	1-216-837-11	METAL CHIP	22K	5%	1/10W
R3633	1-216-829-11	METAL CHIP	4.7K	5%	1/10W	R3735	1-216-837-11	METAL CHIP	22K	5%	1/10W
R3634	1-216-821-11	METAL CHIP	1K	5%	1/10W	R3736	1-216-864-11	SHORT CHIP			
R3635	1-218-706-11	METAL CHIP	3.9K	0.50%	1/10W	R3737	1-216-803-11	METAL CHIP	33	5%	1/10W
R3636	1-216-864-11	SHORT CHIP				R3738	1-216-833-11	METAL CHIP	10K	5%	1/10W
R3637	1-216-864-11	SHORT CHIP				R3739	1-216-833-11	METAL CHIP	10K	5%	1/10W
R3638	1-216-833-11	METAL CHIP	10K	5%	1/10W	R3740	1-216-833-11	METAL CHIP	10K	5%	1/10W
R3639	1-216-809-11	METAL CHIP	100	5%	1/10W	R3741	1-216-825-11	METAL CHIP	2.2K	5%	1/10W
R3640	1-218-706-11	METAL CHIP	3.9K	0.50%	1/10W	R3742	1-216-833-11	METAL CHIP	10K	5%	1/10W
R3641	1-216-809-11	METAL CHIP	100	5%	1/10W	R3745	1-216-833-11	METAL CHIP	10K	5%	1/10W
R3642	1-216-809-11	METAL CHIP	100	5%	1/10W	R3746	1-216-833-11	METAL CHIP	10K	5%	1/10W
R3643	1-218-706-11	METAL CHIP	3.9K	0.50%	1/10W	R3747	1-216-833-11	METAL CHIP	10K	5%	1/10W
R3644	1-216-809-11	METAL CHIP	100	5%	1/10W	R3748	1-216-833-11	METAL CHIP	10K	5%	1/10W
R3645	1-216-809-11	METAL CHIP	100	5%	1/10W	R3749	1-216-833-11	METAL CHIP	10K	5%	1/10W
R3646	1-216-809-11	METAL CHIP	100	5%	1/10W	R3750	1-218-839-11	METAL CHIP	470	0.50%	1/10W
R3647	1-216-809-11	METAL CHIP	100	5%	1/10W						
R3649	1-216-833-11	METAL CHIP	10K	5%	1/10W	R3751	1-218-847-11	METAL CHIP	1K	0.50%	1/10W
R3650	1-216-829-11	METAL CHIP	4.7K	5%	1/10W	R3752	1-211-969-11	METAL CHIP	10	0.50%	1/10W
R3651	1-216-833-11	METAL CHIP	10K	5%	1/10W	R3754	1-218-887-11	METAL CHIP	47K	0.50%	1/10W
R3652	1-216-821-11	METAL CHIP	1K	5%	1/10W	R3755	1-218-865-11	METAL CHIP	5.6K	0.50%	1/10W
R3656	1-216-809-11	METAL CHIP	100	5%	1/10W	R3756	1-218-839-11	METAL CHIP	470	0.50%	1/10W
R3658	1-216-833-11	METAL CHIP	10K	5%	1/10W	R3757	1-216-853-11	METAL CHIP	470K	5%	1/10W
R3659	1-216-833-11	METAL CHIP	10K	5%	1/10W	R3758	1-218-841-11	METAL CHIP	560	0.50%	1/10W
R3660	1-216-833-11	METAL CHIP	10K	5%	1/10W	R3759	1-218-847-11	METAL CHIP	1K	0.50%	1/10W
R3662	1-216-805-11	METAL CHIP	47	5%	1/10W	R3761	1-218-871-11	METAL CHIP	10K	0.50%	1/10W



REF. NO.	PART NO.	DESCRIPTION	VALUES			REF. NO.	PART NO.	DESCRIPTION	VALUES		
R3763	1-216-864-11	SHORT CHIP				R7361	1-218-965-11	RES-CHIP	10K	5%	1/16W
R3764	1-218-871-11	METAL CHIP	10K	0.50%	1/10W	R7366	1-218-935-11	RES-CHIP	33	5%	1/16W
R3765	1-216-864-11	SHORT CHIP				R7367	1-218-965-11	RES-CHIP	10K	5%	1/16W
R3768	1-218-871-11	METAL CHIP	10K	0.50%	1/10W	R7368	1-218-935-11	RES-CHIP	33	5%	1/16W
R3769	1-218-871-11	METAL CHIP	10K	0.50%	1/10W	R7369	1-218-935-11	RES-CHIP	33	5%	1/16W
R3770	1-218-847-11	METAL CHIP	1K	0.50%	1/10W	R7371	1-218-965-11	RES-CHIP	10K	5%	1/16W
R3771	1-216-864-11	SHORT CHIP				R7372	1-218-965-11	RES-CHIP	10K	5%	1/16W
R3772	1-218-692-11	METAL CHIP	1K	0.50%	1/10W	R7382	1-218-957-11	RES-CHIP	2.2K	5%	1/16W
R3773	1-218-847-11	METAL CHIP	1K	0.50%	1/10W	R7384	1-218-965-11	RES-CHIP	10K	5%	1/16W
R3774	1-218-883-11	METAL CHIP	33K	0.50%	1/10W	R7385	1-218-977-11	RES-CHIP	100K	5%	1/16W
R3775	1-218-871-11	METAL CHIP	10K	0.50%	1/10W	R7386	1-218-965-11	RES-CHIP	10K	5%	1/16W
R3777	1-218-668-11	METAL CHIP	100	0.50%	1/10W	R7394	1-218-941-81	RES-CHIP	100	5%	1/16W
R3778	1-218-847-11	METAL CHIP	1K	0.50%	1/10W	R7395	1-218-941-81	RES-CHIP	100	5%	1/16W
R3779	1-218-732-11	METAL CHIP	47K	0.50%	1/10W	R7396	1-218-941-81	RES-CHIP	100	5%	1/16W
R3780	1-218-895-11	METAL CHIP	100K	0.50%	1/10W	R7400	1-218-941-81	RES-CHIP	100	5%	1/16W
R3781	1-218-895-11	METAL CHIP	100K	0.50%	1/10W	R7401	1-208-862-81	METAL CHIP	91	0.50%	1/16W
R3782	1-218-732-11	METAL CHIP	47K	0.50%	1/10W	R7402	1-208-862-81	METAL CHIP	91	0.50%	1/16W
R3783	1-218-895-11	METAL CHIP	100K	0.50%	1/10W	R7403	1-208-683-11	METAL CHIP	1K	0.50%	1/16W
R3784	1-218-895-11	METAL CHIP	100K	0.50%	1/10W	R7404	1-208-683-11	METAL CHIP	1K	0.50%	1/16W
R3785	1-216-864-11	SHORT CHIP				R7406	1-208-683-11	METAL CHIP	1K	0.50%	1/16W
R3786	1-216-864-11	SHORT CHIP				R7409	1-208-683-11	METAL CHIP	1K	0.50%	1/16W
R3787	1-216-809-11	METAL CHIP	100	5%	1/10W	R7410	1-218-933-11	RES-CHIP	22	5%	1/16W
R3788	1-216-864-11	SHORT CHIP				R7411	1-218-933-11	RES-CHIP	22	5%	1/16W
R3789	1-216-864-11	SHORT CHIP				R7413	1-208-683-11	METAL CHIP	1K	0.50%	1/16W
R3790	1-216-809-11	METAL CHIP	100	5%	1/10W	R7414	1-218-938-11	RES-CHIP	56	5%	1/16W
R3791	1-216-864-11	SHORT CHIP				R7415	1-208-683-11	METAL CHIP	1K	0.50%	1/16W
R3792	1-216-864-11	SHORT CHIP				R7416	1-208-683-11	METAL CHIP	1K	0.50%	1/16W
R3793	1-216-864-11	SHORT CHIP				R7417	1-218-938-11	RES-CHIP	56	5%	1/16W
R3794	1-216-853-11	METAL CHIP	470K	5%	1/10W	R7418	1-218-938-11	RES-CHIP	56	5%	1/16W
R7301	1-218-990-81	SHORT CHIP				R7419	1-218-938-11	RES-CHIP	56	5%	1/16W
R7304	1-218-965-11	RES-CHIP	10K	5%	1/16W	R7421	1-218-959-11	RES-CHIP	3.3K	5%	1/16W
R7306	1-218-941-81	RES-CHIP	100	5%	1/16W	R7423	1-218-959-11	RES-CHIP	3.3K	5%	1/16W
R7318	1-216-809-11	METAL CHIP	100	5%	1/10W	R7426	1-218-965-11	RES-CHIP	10K	5%	1/16W
R7319	1-218-990-81	SHORT CHIP				R7429	1-218-941-81	RES-CHIP	100	5%	1/16W
R7321	1-218-941-81	RES-CHIP	100	5%	1/16W	R7430	1-218-941-81	RES-CHIP	100	5%	1/16W
R7322	1-218-941-81	RES-CHIP	100	5%	1/16W	R7432	1-216-864-11	SHORT CHIP			
R7323	1-218-941-81	RES-CHIP	100	5%	1/16W	R7438	1-218-990-81	SHORT CHIP			
R7324	1-218-941-81	RES-CHIP	100	5%	1/16W	R7439	1-218-990-81	SHORT CHIP			
R7325	1-218-941-81	RES-CHIP	100	5%	1/16W	R7440	1-218-990-81	SHORT CHIP			
R7326	1-218-941-81	RES-CHIP	100	5%	1/16W	R7460	1-208-683-11	METAL CHIP	1K	0.50%	1/16W
R7327	1-218-941-81	RES-CHIP	100	5%	1/16W	R7462	1-218-690-11	METAL CHIP	820	0.50%	1/10W
R7328	1-218-941-81	RES-CHIP	100	5%	1/16W	R7463	1-218-690-11	METAL CHIP	820	0.50%	1/10W
R7336	1-218-953-11	RES-CHIP	1K	5%	1/16W	R7464	1-218-710-11	METAL CHIP	5.6K	0.50%	1/10W
R7342	1-218-990-81	SHORT CHIP				R7465	1-218-710-11	METAL CHIP	5.6K	0.50%	1/10W



REF. NO.	PART NO.	DESCRIPTION	VALUES			REF. NO.	PART NO.	DESCRIPTION	VALUES		
R7466	1-216-833-11	METAL CHIP	10K	5%	1/10W	R7537	1-218-990-81	SHORT CHIP			
R7468	1-216-833-11	METAL CHIP	10K	5%	1/10W	R7538	1-218-990-81	SHORT CHIP			
R7469	1-216-837-11	METAL CHIP	22K	5%	1/10W	R7539	1-218-990-81	SHORT CHIP			
R7471	1-216-829-11	METAL CHIP	4.7K	5%	1/10W	R7540	1-218-990-81	SHORT CHIP			
R7473	1-216-829-11	METAL CHIP	4.7K	5%	1/10W	R7541	1-218-990-81	SHORT CHIP			
R7474	1-218-665-11	METAL CHIP	75	0.50%	1/10W	R7549	1-218-941-81	RES-CHIP	100	5%	1/16W
R7476	1-216-829-11	METAL CHIP	4.7K	5%	1/10W	R7551	1-218-941-81	RES-CHIP	100	5%	1/16W
R7477	1-218-665-11	METAL CHIP	75	0.50%	1/10W	R7556	1-218-961-11	RES-CHIP	4.7K	5%	1/16W
R7478	1-218-665-11	METAL CHIP	75	0.50%	1/10W	R7559	1-216-833-11	METAL CHIP	10K	5%	1/10W
R7479	1-218-665-11	METAL CHIP	75	0.50%	1/10W	R7564	1-218-941-81	RES-CHIP	100	5%	1/16W
R7480	1-218-665-11	METAL CHIP	75	0.50%	1/10W	R7565	1-218-941-81	RES-CHIP	100	5%	1/16W
R7481	1-218-665-11	METAL CHIP	75	0.50%	1/10W	R7569	1-216-801-11	METAL CHIP	22	5%	1/10W
R7482	1-218-665-11	METAL CHIP	75	0.50%	1/10W	R7570	1-218-990-81	SHORT CHIP			
R7483	1-216-833-11	METAL CHIP	10K	5%	1/10W	R7571	1-218-990-81	SHORT CHIP			
R7484	1-216-850-11	METAL CHIP	270K	5%	1/10W	R7572	1-216-801-11	METAL CHIP	22	5%	1/10W
R7485	1-216-850-11	METAL CHIP	270K	5%	1/10W	R7573	1-216-801-11	METAL CHIP	22	5%	1/10W
R7486	1-216-833-11	METAL CHIP	10K	5%	1/10W	R7574	1-216-801-11	METAL CHIP	22	5%	1/10W
R7487	1-216-833-11	METAL CHIP	10K	5%	1/10W	R7575	1-216-801-11	METAL CHIP	22	5%	1/10W
R7488	1-218-686-11	METAL CHIP	560	0.50%	1/10W	R7627	1-218-935-11	RES-CHIP	33	5%	1/16W
R7489	1-218-686-11	METAL CHIP	560	0.50%	1/10W	R7628	1-218-953-11	RES-CHIP	1K	5%	1/16W
R7490	1-216-821-11	METAL CHIP	1K	5%	1/10W	R7629	1-218-953-11	RES-CHIP	1K	5%	1/16W
R7491	1-216-821-11	METAL CHIP	1K	5%	1/10W	R7630	1-218-938-11	RES-CHIP	56	5%	1/16W
R7493	1-216-809-11	METAL CHIP	100	5%	1/10W	R7631	1-218-935-11	RES-CHIP	33	5%	1/16W
R7494	1-216-809-11	METAL CHIP	100	5%	1/10W	R7634	1-218-933-11	RES-CHIP	22	5%	1/16W
R7501	1-216-841-11	METAL CHIP	47K	5%	1/10W	R7635	1-218-933-11	RES-CHIP	22	5%	1/16W
R7502	1-216-833-11	METAL CHIP	10K	5%	1/10W	R7636	1-218-935-11	RES-CHIP	33	5%	1/16W
R7503	1-216-821-11	METAL CHIP	1K	5%	1/10W	R7637	1-218-935-11	RES-CHIP	33	5%	1/16W
R7505	1-218-965-11	RES-CHIP	10K	5%	1/16W	R7638	1-218-933-11	RES-CHIP	22	5%	1/16W
R7506	1-218-977-11	RES-CHIP	100K	5%	1/16W	R7639	1-218-935-11	RES-CHIP	33	5%	1/16W
R7509	1-216-801-11	METAL CHIP	22	5%	1/10W	R7640	1-218-933-11	RES-CHIP	22	5%	1/16W
R7510	1-216-821-11	METAL CHIP	1K	5%	1/10W	R7641	1-208-679-11	METAL CHIP	680	0.50%	1/16W
R7517	1-216-835-11	METAL CHIP	15K	5%	1/10W	R7642	1-218-941-81	RES-CHIP	100	5%	1/16W
R7518	1-216-835-11	METAL CHIP	15K	5%	1/10W	R7655	1-218-945-11	RES-CHIP	220	5%	1/16W
R7519	1-216-835-11	METAL CHIP	15K	5%	1/10W	R7656	1-208-893-11	METAL CHIP	1.8K	0.50%	1/16W
R7520	1-216-835-11	METAL CHIP	15K	5%	1/10W	R7657	1-218-978-11	RES-CHIP	120K	5%	1/16W
R7521	1-218-938-11	RES-CHIP	56	5%	1/16W	R7658	1-218-864-11	METAL CHIP	5.1K	0.50%	1/10W
R7522	1-218-938-11	RES-CHIP	56	5%	1/16W	R7660	1-208-923-11	METAL CHIP	33K	0.50%	1/16W
R7523	1-218-938-11	RES-CHIP	56	5%	1/16W	R7662	1-218-978-11	RES-CHIP	120K	5%	1/16W
R7524	1-218-938-11	RES-CHIP	56	5%	1/16W	R7663	1-208-711-11	METAL CHIP	15K	0.50%	1/16W
R7525	1-216-821-11	METAL CHIP	1K	5%	1/10W	R7664	1-208-927-11	METAL CHIP	47K	0.50%	1/16W
R7526	1-216-821-11	METAL CHIP	1K	5%	1/10W	R7667	1-208-923-11	METAL CHIP	33K	0.50%	1/16W
R7534	1-216-793-11	METAL CHIP	4.7	5%	1/10W	R7668	1-208-923-11	METAL CHIP	33K	0.50%	1/16W
R7535	1-218-990-81	SHORT CHIP				R7669	1-218-941-81	RES-CHIP	100	5%	1/16W
R7536	1-216-793-11	METAL CHIP	4.7	5%	1/10W	R7670	1-208-715-11	METAL CHIP	22K	0.50%	1/16W

B

REF. NO.	PART NO.	DESCRIPTION	VALUES			REF. NO.	PART NO.	DESCRIPTION	VALUES		
R7671	1-208-691-11	METAL CHIP	2.2K	0.50%	1/16W	R7776	1-218-990-81	SHORT CHIP			
R7672	1-208-923-11	METAL CHIP	33K	0.50%	1/16W	R7777	1-216-857-11	METAL CHIP	1M	5%	1/10W
R7673	1-218-941-81	RES-CHIP	100	5%	1/16W	R7778	1-218-990-81	SHORT CHIP			
R7674	1-208-691-11	METAL CHIP	2.2K	0.50%	1/16W	R7779	1-216-809-11	METAL CHIP	100	5%	1/10W
R7675	1-208-691-11	METAL CHIP	2.2K	0.50%	1/16W	R7780	1-216-809-11	METAL CHIP	100	5%	1/10W
R7676	1-218-941-81	RES-CHIP	100	5%	1/16W	R7781	1-218-941-81	RES-CHIP	100	5%	1/16W
R7677	1-208-935-11	METAL CHIP	100K	0.50%	1/16W	R7782	1-216-829-11	METAL CHIP	4.7K	5%	1/10W
R7678	1-218-941-81	RES-CHIP	100	5%	1/16W	R7783	1-216-809-11	METAL CHIP	100	5%	1/10W
R7679	1-208-691-11	METAL CHIP	2.2K	0.50%	1/16W	R7784	1-216-828-11	METAL CHIP	3.9K	5%	1/10W
R7680	1-208-935-11	METAL CHIP	100K	0.50%	1/16W	R7785	1-216-821-11	METAL CHIP	1K	5%	1/10W
R7681	1-218-937-11	RES-CHIP	47	5%	1/16W	R7786	1-218-937-11	RES-CHIP	47	5%	1/16W
R7682	1-208-935-11	METAL CHIP	100K	0.50%	1/16W	R7787	1-218-937-11	RES-CHIP	47	5%	1/16W
R7683	1-208-935-11	METAL CHIP	100K	0.50%	1/16W	R7788	1-216-809-11	METAL CHIP	100	5%	1/10W
R7684	1-218-937-11	RES-CHIP	47	5%	1/16W	R7789	1-216-821-11	METAL CHIP	1K	5%	1/10W
R7685	1-218-937-11	RES-CHIP	47	5%	1/16W	R7790	1-216-821-11	METAL CHIP	1K	5%	1/10W
R7686	1-216-864-11	SHORT CHIP				R7791	1-216-821-11	METAL CHIP	1K	5%	1/10W
R7687	1-218-937-11	RES-CHIP	47	5%	1/16W	R7852	1-218-953-11	RES-CHIP	1K	5%	1/16W
R7688	1-216-864-11	SHORT CHIP				R7854	1-218-953-11	RES-CHIP	1K	5%	1/16W
R7689	1-208-711-11	METAL CHIP	15K	0.50%	1/16W	R7855	1-218-965-11	RES-CHIP	10K	5%	1/16W
R7690	1-208-711-11	METAL CHIP	15K	0.50%	1/16W	R7870	1-218-961-11	RES-CHIP	4.7K	5%	1/16W
R7691	1-208-711-11	METAL CHIP	15K	0.50%	1/16W	R7871	1-218-965-11	RES-CHIP	10K	5%	1/16W
R7692	1-208-911-11	METAL CHIP	10K	0.50%	1/16W	R7872	1-218-965-11	RES-CHIP	10K	5%	1/16W
R7693	1-216-791-11	METAL CHIP	3.3	5%	1/10W	R7920	1-216-823-11	METAL CHIP	1.5K	5%	1/10W
R7694	1-216-791-11	METAL CHIP	3.3	5%	1/10W	R7921	1-208-936-11	METAL CHIP	110K	0.50%	1/16W
R7695	1-216-791-11	METAL CHIP	3.3	5%	1/10W	R7922	1-218-965-11	RES-CHIP	10K	5%	1/16W
R7698	1-216-791-11	METAL CHIP	3.3	5%	1/10W	R7923	1-208-956-81	METAL CHIP	750K	0.50%	1/16W
R7717	1-218-941-81	RES-CHIP	100	5%	1/16W	R7924	1-208-935-11	METAL CHIP	100K	0.50%	1/16W
R7724	1-218-977-11	RES-CHIP	100K	5%	1/16W	R7925	1-216-793-11	METAL CHIP	4.7	5%	1/10W
R7725	1-218-990-81	SHORT CHIP				R7926	1-216-793-11	METAL CHIP	4.7	5%	1/10W
R7726	1-218-990-81	SHORT CHIP				R7928	1-218-990-81	SHORT CHIP			
R7730	1-218-990-81	SHORT CHIP				R7929	1-218-990-81	SHORT CHIP			
R7732	1-216-864-11	SHORT CHIP				R7932	1-218-990-81	SHORT CHIP			
R7734	1-216-793-11	METAL CHIP	4.7	5%	1/10W	R7933	1-218-990-81	SHORT CHIP			
R7735	1-216-793-11	METAL CHIP	4.7	5%	1/10W	R7936	1-216-801-11	METAL CHIP	22	5%	1/10W
R7741	1-218-965-11	RES-CHIP	10K	5%	1/16W	R7937	1-216-801-11	METAL CHIP	22	5%	1/10W
R7743	1-208-679-11	METAL CHIP	680	0.50%	1/16W	R7938	1-218-990-81	SHORT CHIP			
R7768	1-218-990-81	SHORT CHIP				R7939	1-218-990-81	SHORT CHIP			
R7769	1-218-990-81	SHORT CHIP									
R7770	1-216-821-11	METAL CHIP	1K	5%	1/10W						
R7771	1-218-990-81	SHORT CHIP									
R7772	1-218-990-81	SHORT CHIP				RESISTOR BRIDGE					
R7773	1-216-829-11	METAL CHIP	4.7K	5%	1/10W	RB3001	1-239-409-11	NETWORK RESISTOR(CHIP)	47		
R7774	1-216-857-11	METAL CHIP	1M	5%	1/10W	RB3002	1-239-409-11	NETWORK RESISTOR(CHIP)	47		
R7775	1-216-826-11	METAL CHIP	2.7K	5%	1/10W	RB3003	1-239-409-11	NETWORK RESISTOR(CHIP)	47		
						RB3004	1-236-908-11	NETWORK RESISTOR(CHIP)	10K		
						RB3006	1-239-409-11	NETWORK RESISTOR(CHIP)	47		



REF. NO.	PART NO.	DESCRIPTION	VALUES	REF. NO.	PART NO.	DESCRIPTION	VALUES
RB3007	1-239-409-11	NETWORK RESISTOR(CHIP)	47	RB3607	1-239-409-11	NETWORK RESISTOR(CHIP)	47
RB3201	1-236-908-11	NETWORK RESISTOR(CHIP)	10K	RB3608	1-239-409-11	NETWORK RESISTOR(CHIP)	47
RB3202	1-236-908-11	NETWORK RESISTOR(CHIP)	10K	RB3609	1-233-574-11	RES, CHIP NETWORK 10 (3216)	
RB3205	1-236-908-11	NETWORK RESISTOR(CHIP)	10K	RB3610	1-233-574-11	RES, CHIP NETWORK 10 (3216)	
RB3206	1-236-908-11	NETWORK RESISTOR(CHIP)	10K	RB3611	1-239-409-11	NETWORK RESISTOR(CHIP)	47
RB3207	1-236-908-11	NETWORK RESISTOR(CHIP)	10K	RB3612	1-239-409-11	NETWORK RESISTOR(CHIP)	47
RB3208	1-236-908-11	NETWORK RESISTOR(CHIP)	10K	RB7304	1-242-963-21	RES, NETWORK 33 (1005X4)	
RB3209	1-236-908-11	NETWORK RESISTOR(CHIP)	10K	RB7310	1-234-378-21	RES, NETWORK 10K (1005X4)	
RB3210	1-239-409-11	NETWORK RESISTOR(CHIP)	47	RB7323	1-234-370-21	RES, NETWORK 22 (1005X4)	
RB3211	1-236-908-11	NETWORK RESISTOR(CHIP)	10K	RB7325	1-234-370-21	RES, NETWORK 22 (1005X4)	
RB3212	1-239-409-11	NETWORK RESISTOR(CHIP)	47	RB7326	1-234-370-21	RES, NETWORK 22 (1005X4)	
RB3213	1-239-409-11	NETWORK RESISTOR(CHIP)	47	RB7327	1-234-370-21	RES, NETWORK 22 (1005X4)	
RB3214	1-239-409-11	NETWORK RESISTOR(CHIP)	47	RB7328	1-234-370-21	RES, NETWORK 22 (1005X4)	
RB3215	1-233-576-11	RES, CHIP NETWORK 100 (3216)		RB7333	1-234-714-11	RES, NETWORK 56 (1005X4)	
RB3216	1-233-576-11	RES, CHIP NETWORK 100 (3216)		RB7334	1-234-714-11	RES, NETWORK 56 (1005X4)	
RB3219	1-239-409-11	NETWORK RESISTOR(CHIP)	47	RB7335	1-234-714-11	RES, NETWORK 56 (1005X4)	
RB3220	1-233-576-11	RES, CHIP NETWORK 100 (3216)		RB7336	1-234-714-11	RES, NETWORK 56 (1005X4)	
RB3221	1-233-576-11	RES, CHIP NETWORK 100 (3216)		RB7337	1-234-714-11	RES, NETWORK 56 (1005X4)	
RB3400	1-234-524-21	RES, CHIP NETWORK 33 (3216)		RB7338	1-234-714-11	RES, NETWORK 56 (1005X4)	
RB3401	1-234-524-21	RES, CHIP NETWORK 33 (3216)		RB7339	1-234-714-11	RES, NETWORK 56 (1005X4)	
RB3402	1-234-524-21	RES, CHIP NETWORK 33 (3216)		RB7340	1-234-714-11	RES, NETWORK 56 (1005X4)	
RB3403	1-234-524-21	RES, CHIP NETWORK 33 (3216)		RB7366	1-234-370-21	RES, NETWORK 22 (1005X4)	
RB3404	1-234-524-21	RES, CHIP NETWORK 33 (3216)		RB7367	1-234-370-21	RES, NETWORK 22 (1005X4)	
RB3405	1-239-409-11	NETWORK RESISTOR(CHIP)	47	RB7368	1-234-370-21	RES, NETWORK 22 (1005X4)	
RB3406	1-239-409-11	NETWORK RESISTOR(CHIP)	47	RB7376	1-234-795-21	RES, NETWORK 0X4 (2010)	
RB3407	1-239-409-11	NETWORK RESISTOR(CHIP)	47	RB7377	1-234-795-21	RES, NETWORK 0X4 (2010)	
RB3408	1-239-409-11	NETWORK RESISTOR(CHIP)	47	RB7408	1-234-795-21	RES, NETWORK 0X4 (2010)	
RB3409	1-239-409-11	NETWORK RESISTOR(CHIP)	47	RB7410	1-234-370-21	RES, NETWORK 22 (1005X4)	
RB3410	1-239-409-11	NETWORK RESISTOR(CHIP)	47	RB7912	1-242-963-21	RES, NETWORK 33 (1005X4)	
RB3411	1-239-409-11	NETWORK RESISTOR(CHIP)	47	RB7913	1-242-963-21	RES, NETWORK 33 (1005X4)	
RB3412	1-239-409-11	NETWORK RESISTOR(CHIP)	47				
RB3506	1-234-524-21	RES, CHIP NETWORK 33 (3216)		<u>VARISTOR</u>			
RB3507	1-234-524-21	RES, CHIP NETWORK 33 (3216)		VD3600	6-500-701-01	DIODE	PGB1010603NR
RB3508	1-234-524-21	RES, CHIP NETWORK 33 (3216)		VD3601	6-500-701-01	DIODE	PGB1010603NR
RB3509	1-234-524-21	RES, CHIP NETWORK 33 (3216)		VD3602	6-500-701-01	DIODE	PGB1010603NR
RB3510	1-234-524-21	RES, CHIP NETWORK 33 (3216)		VD3603	6-500-701-01	DIODE	PGB1010603NR
RB3511	1-234-524-21	RES, CHIP NETWORK 33 (3216)		VD3604	6-500-701-01	DIODE	PGB1010603NR
RB3512	1-234-524-21	RES, CHIP NETWORK 33 (3216)		VD3605	6-500-701-01	DIODE	PGB1010603NR
RB3513	1-234-524-21	RES, CHIP NETWORK 33 (3216)		VD3606	6-500-701-01	DIODE	PGB1010603NR
RB3600	1-233-574-11	RES, CHIP NETWORK 10 (3216)		VD3607	6-500-701-01	DIODE	PGB1010603NR
RB3601	1-233-574-11	RES, CHIP NETWORK 10 (3216)		VD3608	6-500-701-01	DIODE	PGB1010603NR
RB3602	1-233-575-11	RES, CHIP NETWORK 22 (3216)		VD3609	6-500-701-01	DIODE	PGB1010603NR
RB3604	1-239-409-11	NETWORK RESISTOR(CHIP)	47	VD3610	6-500-701-01	DIODE	PGB1010603NR
RB3606	1-239-409-11	NETWORK RESISTOR(CHIP)	47	VD3611	6-500-701-01	DIODE	PGB1010603NR

NOTE: The components identified by shading and \triangle mark are critical for safety. Replace only with part number specified.

NOTE: Les composants identifiés par un trame et une marque \triangle sont critiques pour la sécurité. Ne les remplacer que par une pièce portant le numéro spécifique.

B **G**

REF. NO.	PART NO.	DESCRIPTION	VALUES	REF. NO.	PART NO.	DESCRIPTION	VALUES
VD3612	6-500-701-01	DIODE	PGB1010603NR	C6033	1-107-824-11	CERAMIC	220pF 5% 1KV
VD3613	6-500-701-01	DIODE	PGB1010603NR	C6034	1-165-954-11	FILM	56000pF 3% 800V
VD3614	6-500-701-01	DIODE	PGB1010603NR	C6035	1-126-969-11	ELECT	220µF 20% 50V
VD3615	6-500-701-01	DIODE	PGB1010603NR	C6036	1-126-963-11	ELECT	4.7µF 20% 50V
VD3616	6-500-701-01	DIODE	PGB1010603NR	C6037	1-164-143-11	CERAMIC	0.001µF 10% 1KV
VD3617	6-500-701-01	DIODE	PGB1010603NR	C6039	1-126-963-11	ELECT	4.7µF 20% 50V
VD3618	6-500-701-01	DIODE	PGB1010603NR	C6040	1-107-826-11	CERAMIC CHIP	0.1µF 10% 16V
VD3619	6-500-701-01	DIODE	PGB1010603NR	C6041	1-162-970-11	CERAMIC CHIP	0.01µF 10% 25V
CRYSTAL				C6044	1-126-940-11	ELECT	330µF 20% 25V
X2000	1-813-049-21	VIBRATOR, CRYSTAL		\triangle C6045	1-165-530-31	MYLAR	0.47µF 10 0V
X3000	1-795-753-21	VIBRATOR, CERAMIC		C6049	1-137-852-31	ELECT	3300µF 20% 16V
X3001	1-781-696-21	VIBRATOR, CRYSTAL		C6052	1-137-190-91	FILM	0.22µF 5% 50V
X3002	1-813-113-11	VIBRATOR, CRYSTAL		C6054	1-126-935-11	ELECT	470µF 20% 16V
X3200	1-813-373-11	OSCILLATOR, CRYSTAL		C6055	1-126-933-11	ELECT	100µF 20% 16V
X3400	1-813-114-21	VIBRATOR, CRYSTAL		C6056	1-126-947-11	ELECT	47µF 20% 35V
X3500	1-813-546-21	QUARTZ CRYSTAL OSCILLATOR		C6057	1-126-933-11	ELECT	100µF 20% 16V
X3600	1-813-267-11	VIBRATOR, CRYSTAL		C6060	1-126-933-11	ELECT	100µF 20% 16V
X3601	1-767-984-21	VIBRATOR, CRYSTAL		C6065	1-119-940-51	ELECT	4700µF 20% 50V
X7300	1-813-760-21	QUARTZ CRYSTAL UNIT		\triangle C6077	1-131-940-11	ELECT	1200µF 20% 250V
X7301	1-813-759-21	QUARTZ CRYSTAL UNIT		\triangle C6078	1-131-940-11	ELECT	1200µF 20% 250V
A-1175-974-A G BOARD, COMPLETE				C6083	1-100-933-11	ELECT	47µF 20% 450V
4-382-854-01		SCREW (M3X8), P, SW (+)		C6084	1-100-933-11	ELECT	47µF 20% 450V
CAPACITOR				C6085	1-161-830-00	CERAMIC	0.0047µF 500V
C6002	1-161-964-91	CERAMIC	0.0047µF 250V	\triangle C6274	1-165-530-31	MYLAR	0.47µF 10 0V
C6003	1-161-964-91	CERAMIC	0.0047µF 250V	\triangle C6279	1-119-888-51	CERAMIC	2200pF 20% 250V
C6006	1-126-971-11	ELECT	470µF 20% 50V	\triangle C6280	1-119-888-51	CERAMIC	2200pF 20% 250V
C6008	1-137-852-31	ELECT	3300µF 20% 16V	\triangle C6286	1-165-530-31	MYLAR	0.47µF 10 0V
C6009	1-128-950-31	ELECT	1000µF 20% 16V	C6292	1-126-947-11	ELECT	47µF 20% 35V
C6020	1-162-970-11	CERAMIC CHIP	0.01µF 10% 25V	C6323	1-126-935-11	ELECT	470µF 20% 16V
C6021	1-126-967-11	ELECT	47µF 20% 50V	C6500	1-128-548-11	ELECT	4700µF 20% 25V
C6022	1-126-962-11	ELECT	3.3µF 20% 50V	C6501	1-126-947-11	ELECT	47µF 20% 35V
C6023	1-162-970-11	CERAMIC CHIP	0.01µF 10% 25V	C6502	1-100-597-91	CERAMIC CHIP	0.1µF 10% 25V
C6024	1-100-831-91	CERAMIC CHIP	0.001µF 2% 50V	C6800	1-126-935-11	ELECT	470µF 20% 16V
C6026	1-126-964-11	ELECT	10µF 20% 50V	C6801	1-126-935-11	ELECT	470µF 20% 16V
C6028	1-162-970-11	CERAMIC CHIP	0.01µF 10% 25V	C6802	1-128-992-21	ELECT CHIP	47µF 20% 25V
C6029	1-136-497-81	FILM	0.1µF 5% 50V	C6803	1-100-566-91	CERAMIC CHIP	0.1µF 10% 25V
C6030	1-107-888-11	ELECT	47µF 20% 25V	C6804	1-128-992-21	ELECT CHIP	47µF 20% 25V
C6032	1-107-824-11	CERAMIC	220pF 5% 1KV	C6805	1-100-566-91	CERAMIC CHIP	0.1µF 10% 25V
				C6806	1-128-992-21	ELECT CHIP	47µF 20% 25V
				C6807	1-164-156-11	CERAMIC CHIP	0.1µF 25V
				C6808	1-128-992-21	ELECT CHIP	47µF 20% 25V
				C6809	1-164-156-11	CERAMIC CHIP	0.1µF 25V
				C6812	1-165-675-21	ELECT CHIP	150µF 20% 10V
				C6813	1-128-992-21	ELECT CHIP	47µF 20% 25V

NOTE: The components identified by shading and \triangle mark are critical for safety. Replace only with part number specified.

NOTE: Les composants identifiés par un trame et une marque \triangle sont critiques pour la sécurité. Ne les remplacer que par une pièce portant le numéro spécifique.



REF. NO.	PART NO.	DESCRIPTION	VALUES	REF. NO.	PART NO.	DESCRIPTION	VALUES
C6814	1-100-566-91	CERAMIC CHIP	0.1 μ F 10% 25V	D6034	8-719-064-49	DIODE	D4SBL40
C6815	1-128-992-21	ELECT CHIP	47 μ F 20% 25V	D6039	6-500-335-01	DIODE	MC2838-T112-1
C6816	1-100-566-91	CERAMIC CHIP	0.1 μ F 10% 25V	D6297	6-500-335-01	DIODE	MC2838-T112-1
C6817	1-128-992-21	ELECT CHIP	47 μ F 20% 25V	D6300	8-719-948-45	DIODE	ERA22-08
C6818	1-164-156-11	CERAMIC CHIP	0.1 μ F 25V	D6302	6-500-335-01	DIODE	MC2838-T112-1
C6819	1-128-992-21	ELECT CHIP	47 μ F 20% 25V	D6307	6-500-335-01	DIODE	MC2838-T112-1
C6820	1-164-156-11	CERAMIC CHIP	0.1 μ F 25V	D6500	8-719-511-40	DIODE	S1VB40
C6823	1-162-964-11	CERAMIC CHIP	0.001 μ F 10% 50V	D6501	6-500-335-01	DIODE	MC2838-T112-1
C6824	1-162-964-11	CERAMIC CHIP	0.001 μ F 10% 50V	D6503	6-500-335-01	DIODE	MC2838-T112-1
C6825	1-164-156-11	CERAMIC CHIP	0.1 μ F 25V	D6800	6-500-335-01	DIODE	MC2838-T112-1
C6826	1-164-156-11	CERAMIC CHIP	0.1 μ F 25V	D6801	6-500-335-01	DIODE	MC2838-T112-1
C6827	1-164-156-11	CERAMIC CHIP	0.1 μ F 25V	D6802	6-500-335-01	DIODE	MC2838-T112-1
C6828	1-164-156-11	CERAMIC CHIP	0.1 μ F 25V	D6803	6-500-335-01	DIODE	MC2838-T112-1
C6829	1-164-156-11	CERAMIC CHIP	0.1 μ F 25V	D6804	6-500-335-01	DIODE	MC2838-T112-1
C6830	1-128-991-21	ELECT CHIP	10 μ F 20% 50V	D6805	6-500-335-01	DIODE	MC2838-T112-1
C6913	1-128-992-21	ELECT CHIP	47 μ F 20% 25V	D6806	6-500-335-01	DIODE	MC2838-T112-1
C6915	1-107-826-11	CERAMIC CHIP	0.1 μ F 10% 16V	D6807	6-500-335-01	DIODE	MC2838-T112-1
CONNECTOR				D6808	6-500-335-01	DIODE	MC2838-T112-1
*	CN6002	1-793-660-11	PIN, CONNECTOR (PC BOARD)	D6809	6-500-335-01	DIODE	MC2838-T112-1
* \triangle	CN6010	1-580-843-11	PIN, CONNECTOR (POWER)	D6811	6-500-335-01	DIODE	MC2838-T112-1
	CN6013	1-695-915-11	TAB (CONTACT)	D6812	8-719-069-55	DIODE	UDZSTE-175.6B
*	CN6018	1-793-660-11	PIN, CONNECTOR (PC BOARD)	FUSE			
	CN6800	1-819-473-11	HEADER ASSEMBLY (FOR PWB)	\triangle F6000	1-532-506-32	FUSE	6.3A 250V
*	CN6801	1-508-742-11	PIN, CONNECTOR	FERRITE BEAD			
*	CN6802	1-508-742-11	PIN, CONNECTOR	FB6000	1-410-396-41	FERRITE	0.45 μ H
	CN6803	1-820-184-11	HEADER ASSEMBLY (PRINT PWB)	FB6001	1-410-396-41	FERRITE	0.45 μ H
*	CN6804	1-820-188-11	HEADER ASSEMBLY (PRINT PWB)	FB6002	1-410-396-41	FERRITE	0.45 μ H
*	CN6904	1-820-295-11	HEADER ASSEMBLY (FOR PWB)	FB6003	1-412-911-11	FERRITE	0 μ H
DIODE				FB6004	1-412-911-11	FERRITE	0 μ H
\triangle	D6000	8-719-510-53	DIODE	FB6800	1-414-921-11	FERRITE	0 μ H
	D6011	8-719-979-64	DIODE	FUSE HOLDER			
	D6014	6-500-335-01	DIODE	\triangle FH6000	1-533-223-11	FUSE HOLDER	0A 0V
	D6015	6-500-567-31	DIODE	\triangle FH6001	1-533-223-11	FUSE HOLDER	0A 0V
	D6018	8-719-032-12	DIODE	IC			
	D6020	8-719-057-96	DIODE	\triangle IC6000	6-705-810-01	IC	MCZ3001DB
	D6021	8-719-057-96	DIODE	\triangle IC6001	6-709-499-01	IC	RT9H301C-T112-1
	D6027	6-500-335-01	DIODE	IC6002	8-759-701-56	IC	NJM78M05FA
	D6028	6-500-335-01	DIODE	IC6003	6-705-466-01	IC	BA90BC0T
	D6029	8-719-060-89	DIODE	IC6007	6-708-388-01	IC	KA278RA05CYDTU
	D6032	6-501-223-01	DIODE				
	D6033	6-501-223-01	DIODE				

NOTE: The components identified by shading and \triangle mark are critical for safety. Replace only with part number specified.

NOTE: Les composants identifiés par un trame et une marque \triangle sont critiques pour la sécurité. Ne les remplacer que par une pièce portant le numéro spécifique.



REF. NO.	PART NO.	DESCRIPTION	VALUES	REF. NO.	PART NO.	DESCRIPTION	VALUES
IC6500	6-705-464-01	IC	BA50BC0T	RESISTOR			
IC6800	6-708-659-01	IC	BA00BC0WT-V5	R6002	1-215-904-11	METAL OXIDE	100K 5% 2W
IC6801	6-706-740-01	IC	BA00BC0WFP-E2	R6003	1-215-904-11	METAL OXIDE	100K 5% 2W
IC6802	6-706-740-01	IC	BA00BC0WFP-E2	R6005	1-216-864-11	SHORT CHIP	
IC6803	6-706-740-01	IC	BA00BC0WFP-E2	R6006	1-218-871-11	METAL CHIP	10K 0.50% 1/10W
IC6804	8-752-072-94	IC	CXA1875AM-T4	R6007	1-218-855-11	METAL CHIP	2.2K 0.50% 1/10W
COIL				R6009	1-218-863-11	METAL CHIP	4.7K 0.50% 1/10W
L6000	1-406-659-11	INDUCTOR	10 μ H	R6010	1-216-864-11	SHORT CHIP	
L6007	1-412-519-11	INDUCTOR	3.3 μ H	R6011	1-216-864-11	SHORT CHIP	
L6008	1-412-519-11	INDUCTOR	3.3 μ H	R6016	1-202-933-61	FUSIBLE	0.1 10% 1/2W
L6009	1-406-983-11	INDUCTOR	1MH	R6017	1-249-377-11	CARBON	0.47 5% 1/4W
L6010	1-412-521-31	INDUCTOR	4.7 μ H	R6018	1-249-377-11	CARBON	0.47 5% 1/4W
\triangle L6011	1-456-859-21	LINE	FILTER COIL	R6019	1-218-823-11	METAL CHIP	100 0.50% 1/10W
\triangle L6012	1-456-859-21	LINE	FILTER COIL	R6020	1-218-870-11	METAL CHIP	9.1K 0.50% 1/10W
L6015	1-406-657-11	INDUCTOR	4.7 μ H	R6029	1-245-472-21	METAL	270K 1% 1/4W
L6016	1-412-525-31	INDUCTOR	10 μ H	R6030	1-245-471-21	METAL	240K 1% 1/4W
L6800	1-416-511-11	INDUCTOR	47 μ H	R6031	1-245-471-21	METAL	240K 1% 1/4W
L6900	1-414-856-11	INDUCTOR	10 μ H	R6032	1-245-471-21	METAL	240K 1% 1/4W
PHOTO COUPLER				R6035	1-218-877-11	METAL CHIP	18K 0.50% 1/10W
\triangle PH6001	6-600-187-01	PHOTO COUPLER	PC123Y22JOOF	R6042	1-211-991-11	METAL CHIP	82 0.50% 1/10W
\triangle PH6003	6-600-187-01	PHOTO COUPLER	PC123Y22JOOF	R6043	1-212-897-00	FUSIBLE	470 5% 1/4W
TRANSISTOR				R6047	1-249-393-11	CARBON	10 5% 1/4W
\triangle Q6001	6-550-882-01	TRANSISTOR	2SK3568(LBS2SONY,Q	R6048	1-249-393-11	CARBON	10 5% 1/4W
Q6003	8-729-600-22	TRANSISTOR	2SA1235-F	R6050	1-218-871-11	METAL CHIP	10K 0.50% 1/10W
Q6004	8-729-120-28	TRANSISTOR	2SC1623-L5L6	R6051	1-218-871-11	METAL CHIP	10K 0.50% 1/10W
Q6007	8-729-120-28	TRANSISTOR	2SC1623-L5L6	R6054	1-245-494-31	METAL	2.2M 2% 1/4W
\triangle Q6008	6-550-882-01	TRANSISTOR	2SK3568(LBS2SONY,Q	R6055	1-245-494-31	METAL	2.2M 2% 1/4W
Q6500	8-729-600-22	TRANSISTOR	2SA1235-F	R6056	1-216-817-11	METAL CHIP	470 5% 1/10W
Q6800	8-729-120-28	TRANSISTOR	2SC1623-L5L6	R6057	1-243-979-71	METAL OXIDE	0.1 5% 2W
Q6801	8-729-120-28	TRANSISTOR	2SC1623-L5L6	R6058	1-249-377-11	CARBON	0.47 5% 1/4W
Q6802	8-729-120-28	TRANSISTOR	2SC1623-L5L6	R6059	1-216-864-11	SHORT CHIP	
Q6803	8-729-600-22	TRANSISTOR	2SA1235-F	R6060	1-216-829-11	METAL CHIP	4.7K 5% 1/10W
Q6804	8-729-120-28	TRANSISTOR	2SC1623-L5L6	R6061	1-216-833-11	METAL CHIP	10K 5% 1/10W
Q6805	8-729-120-28	TRANSISTOR	2SC1623-L5L6	R6062	1-216-833-11	METAL CHIP	10K 5% 1/10W
Q6806	8-729-120-28	TRANSISTOR	2SC1623-L5L6	R6063	1-216-821-11	METAL CHIP	1K 5% 1/10W
Q6807	8-729-600-22	TRANSISTOR	2SA1235-F	R6064	1-216-821-11	METAL CHIP	1K 5% 1/10W
Q6808	8-729-120-28	TRANSISTOR	2SC1623-L5L6	R6065	1-216-821-11	METAL CHIP	1K 5% 1/10W
Q6809	8-729-600-22	TRANSISTOR	2SA1235-F	R6068	1-216-864-11	SHORT CHIP	
Q6810	8-729-120-28	TRANSISTOR	2SC1623-L5L6	R6070	1-216-833-11	METAL CHIP	10K 5% 1/10W
Q6811	8-729-600-22	TRANSISTOR	2SA1235-F	R6072	1-218-861-11	METAL CHIP	3.9K 0.50% 1/10W
Q6812	8-729-120-28	TRANSISTOR	2SC1623-L5L6	R6074	1-218-849-11	METAL CHIP	1.2K 0.50% 1/10W
Q6813	8-729-600-22	TRANSISTOR	2SA1235-F	R6086	1-216-350-11	METAL OXIDE	1.2 5% 1W
				R6098	1-220-340-11	METAL CHIP	470K 5% 1/2W

NOTE: The components identified by shading and \triangle mark are critical for safety. Replace only with part number specified.

NOTE: Les composants identifiés par un trame et une marque \triangle sont critiques pour la sécurité. Ne les remplacer que par une pièce portant le numéro spécifique.



REF. NO.	PART NO.	DESCRIPTION	VALUES			REF. NO.	PART NO.	DESCRIPTION	VALUES		
R6099	1-220-340-11	METAL CHIP	470K	5%	1/2W	R6835	1-218-897-11	METAL CHIP	120K	0.50%	1/10W
R6100	1-202-933-61	FUSIBLE	0.1	10%	1/2W	R6836	1-218-897-11	METAL CHIP	120K	0.50%	1/10W
\triangle R6246	1-219-568-91	METAL	8.2M	5%	1/2W	R6837	1-216-824-11	METAL CHIP	1.8K	5%	1/10W
R6249	1-219-759-11	METAL	1M	5%	1/2W	R6838	1-216-833-11	METAL CHIP	10K	5%	1/10W
R6259	1-244-207-11	WIREWOUND	3.3	5%	10W	R6839	1-216-833-11	METAL CHIP	10K	5%	1/10W
R6261	1-249-417-11	CARBON	1K	5%	1/4W	R6840	1-216-845-11	METAL CHIP	100K	5%	1/10W
R6262	1-216-829-11	METAL CHIP	4.7K	5%	1/10W	R6841	1-216-833-11	METAL CHIP	10K	5%	1/10W
R6263	1-249-389-11	CARBON	4.7	5%	1/4W	R6843	1-216-833-11	METAL CHIP	10K	5%	1/10W
R6267	1-216-841-11	METAL CHIP	47K	5%	1/10W	R6845	1-216-833-11	METAL CHIP	10K	5%	1/10W
R6268	1-216-829-11	METAL CHIP	4.7K	5%	1/10W	R6846	1-216-833-11	METAL CHIP	10K	5%	1/10W
R6273	1-249-389-11	CARBON	4.7	5%	1/4W	R6847	1-216-837-11	METAL CHIP	22K	5%	1/10W
R6283	1-243-979-71	METAL OXIDE	0.1	5%	2W	R6848	1-216-841-11	METAL CHIP	47K	5%	1/10W
R6500	1-218-903-11	METAL CHIP	220K	0.50%	1/10W	R6849	1-216-833-11	METAL CHIP	10K	5%	1/10W
R6501	1-218-903-11	METAL CHIP	220K	0.50%	1/10W	R6850	1-216-833-11	METAL CHIP	10K	5%	1/10W
R6503	1-218-871-11	METAL CHIP	10K	0.50%	1/10W	R6851	1-216-841-11	METAL CHIP	47K	5%	1/10W
R6800	1-216-864-11	SHORT CHIP				R6852	1-216-833-11	METAL CHIP	10K	5%	1/10W
R6801	1-216-864-11	SHORT CHIP				R6853	1-216-821-11	METAL CHIP	1K	5%	1/10W
R6802	1-216-814-11	METAL CHIP	270	5%	1/10W	R6854	1-216-845-11	METAL CHIP	100K	5%	1/10W
R6803	1-216-864-11	SHORT CHIP				R6855	1-216-845-11	METAL CHIP	100K	5%	1/10W
R6804	1-216-864-11	SHORT CHIP				R6856	1-216-797-11	METAL CHIP	10	5%	1/10W
R6805	1-216-864-11	SHORT CHIP				R6857	1-216-821-11	METAL CHIP	1K	5%	1/10W
R6806	1-216-864-11	SHORT CHIP				R6858	1-216-845-11	METAL CHIP	100K	5%	1/10W
R6808	1-218-903-11	METAL CHIP	220K	0.50%	1/10W	R6860	1-216-845-11	METAL CHIP	100K	5%	1/10W
R6809	1-218-887-11	METAL CHIP	47K	0.50%	1/10W	R6861	1-216-797-11	METAL CHIP	10	5%	1/10W
R6811	1-218-903-11	METAL CHIP	220K	0.50%	1/10W	R6862	1-216-821-11	METAL CHIP	1K	5%	1/10W
R6812	1-218-887-11	METAL CHIP	47K	0.50%	1/10W	R6863	1-216-845-11	METAL CHIP	100K	5%	1/10W
R6814	1-218-903-11	METAL CHIP	220K	0.50%	1/10W	R6864	1-216-845-11	METAL CHIP	100K	5%	1/10W
R6815	1-218-887-11	METAL CHIP	47K	0.50%	1/10W	R6876	1-216-797-11	METAL CHIP	10	5%	1/10W
R6817	1-218-903-11	METAL CHIP	220K	0.50%	1/10W	R6878	1-216-821-11	METAL CHIP	1K	5%	1/10W
R6818	1-218-887-11	METAL CHIP	47K	0.50%	1/10W	R6883	1-216-845-11	METAL CHIP	100K	5%	1/10W
R6819	1-216-864-11	SHORT CHIP				R6884	1-216-845-11	METAL CHIP	100K	5%	1/10W
R6820	1-216-864-11	SHORT CHIP				R6885	1-216-797-11	METAL CHIP	10	5%	1/10W
R6821	1-216-864-11	SHORT CHIP				R6886	1-216-864-11	SHORT CHIP			
R6822	1-216-864-11	SHORT CHIP				R6887	1-216-837-11	METAL CHIP	22K	5%	1/10W
R6823	1-216-864-11	SHORT CHIP				R6888	1-216-839-11	METAL CHIP	33K	5%	1/10W
R6824	1-216-833-11	METAL CHIP	10K	5%	1/10W	R6891	1-216-809-11	METAL CHIP	100	5%	1/10W
R6826	1-216-833-11	METAL CHIP	10K	5%	1/10W	R6892	1-216-833-11	METAL CHIP	10K	5%	1/10W
R6828	1-216-864-11	SHORT CHIP				R6894	1-216-833-11	METAL CHIP	10K	5%	1/10W
R6829	1-216-864-11	SHORT CHIP				R6895	1-216-833-11	METAL CHIP	10K	5%	1/10W
R6830	1-216-814-11	METAL CHIP	270	5%	1/10W	R6903	1-216-833-11	METAL CHIP	10K	5%	1/10W
R6831	1-216-833-11	METAL CHIP	10K	5%	1/10W	R6905	1-216-833-11	METAL CHIP	10K	5%	1/10W
R6832	1-216-833-11	METAL CHIP	10K	5%	1/10W	R6909	1-216-833-11	METAL CHIP	10K	5%	1/10W
R6833	1-218-897-11	METAL CHIP	120K	0.50%	1/10W	R6920	1-216-833-11	METAL CHIP	10K	5%	1/10W
R6834	1-218-897-11	METAL CHIP	120K	0.50%	1/10W	R6922	1-216-833-11	METAL CHIP	10K	5%	1/10W

NOTE: The components identified by shading and \triangle mark are critical for safety. Replace only with part number specified.

NOTE: Les composants identifiés par un trame et une marque \triangle sont critiques pour la sécurité. Ne les remplacer que par une pièce portant le numéro spécifique.



REF. NO.	PART NO.	DESCRIPTION	VALUES			REF. NO.	PART NO.	DESCRIPTION	VALUES				
R6925	1-216-801-11	METAL CHIP	22	5%	1/10W	CONNECTOR							
R6926	1-216-801-11	METAL CHIP	22	5%	1/10W	* CN100	1-820-297-11	HEADER ASSEMBLY (PRINT PWB)					
R6931	1-216-864-11	SHORT CHIP											
R6932	1-216-864-11	SHORT CHIP											
R6935	1-216-864-11	SHORT CHIP											
R6936	1-216-833-11	METAL CHIP	10K	5%	1/10W	RESISTOR							
R6940	1-216-833-11	METAL CHIP	10K	5%	1/10W	R100	1-218-831-11	METAL CHIP	220	0.50%	1/10W		
R6990	1-216-864-11	SHORT CHIP											
R6991	1-216-864-11	SHORT CHIP											
R6992	1-216-864-11	SHORT CHIP											
R7000	1-216-864-11	SHORT CHIP											
R7002	1-216-864-11	SHORT CHIP											
R7004	1-216-864-11	SHORT CHIP											
R7006	1-216-864-11	SHORT CHIP											
R7007	1-216-864-11	SHORT CHIP											
R7008	1-216-864-11	SHORT CHIP											
R7021	1-216-864-11	SHORT CHIP											
R7022	1-216-864-11	SHORT CHIP											
RELAY						SWITCH							
\triangle RY6001	1-755-388-11	RELAY (AC POWER)							S100	1-692-431-21	SWITCH, TACTILE		
\triangle RY6002	1-755-388-11	RELAY (AC POWER)							S101	1-692-431-21	SWITCH, TACTILE		
SPARK GAP													
\triangle SG6000	1-576-487-21	ELEMENT, SPARK							S102	1-692-431-21	SWITCH, TACTILE		
TRANSFORMER													
\triangle T6000	1-443-970-21	CONVERTER TRANSFORMER (PIT)							S103	1-692-431-21	SWITCH, TACTILE		
\triangle T6500	1-443-971-11	TRANSFORMER (STANDBY)							S104	1-692-431-21	SWITCH, TACTILE		
VARISTOR													
\triangle VD6001	1-804-991-21	VARISTOR							S105	1-692-431-21	SWITCH, TACTILE		
\triangle VD6003	1-804-991-21	VARISTOR							HB BOARD, MOUNTED				
\triangle VD6004	1-804-992-21	VARISTOR							CAPACITOR				
HA BOARD, MOUNTED													
C100	1-100-597-91	CERAMIC CHIP	0.1 μ F	10%	25V	C110	1-164-156-11	CERAMIC CHIP	0.1 μ F		25V		
CAPACITOR													
						C111	1-128-991-21	ELECT CHIP	10 μ F	20%	50V		
						C112	1-162-974-11	CERAMIC CHIP	0.01 μ F		50V		
						C113	1-162-974-11	CERAMIC CHIP	0.01 μ F		50V		
						C114	1-164-156-11	CERAMIC CHIP	0.1 μ F		25V		
						C115	1-165-908-11	CERAMIC CHIP	1 μ F	10%	10V		
						C116	1-162-915-11	CERAMIC CHIP	10pF	0.50pF	50V		
						C117	1-162-915-11	CERAMIC CHIP	10pF	0.50pF	50V		
						C118	1-162-974-11	CERAMIC CHIP	0.01 μ F		50V		
						C119	1-164-156-11	CERAMIC CHIP	0.1 μ F		25V		
						C120	1-162-974-11	CERAMIC CHIP	0.01 μ F		50V		
						C121	1-162-974-11	CERAMIC CHIP	0.01 μ F		50V		
						CONNECTOR							
						* CN110	1-820-292-11	HEADER ASSEMBLY (PRINT PWB)	13P				
						DIODE							
						D113	6-500-861-01	DIODE	SML-020MVT-T86				



A-1161-597-A HC BOARD, MOUNTED

CAPACITOR

REF. NO.	PART NO.	DESCRIPTION	VALUES
C181	1-162-964-11	CERAMIC CHIP	0.001μF 10% 50V
C182	1-162-964-11	CERAMIC CHIP	0.001μF 10% 50V
C183	1-124-779-00	ELECT CHIP	10μF 20% 16V
C184	1-124-779-00	ELECT CHIP	10μF 20% 16V

DIODE

REF. NO.	PART NO.	DESCRIPTION	VALUES
D180	8-719-977-28	DIODE	DTZ10B
D181	8-719-977-28	DIODE	DTZ10B
D183	8-719-083-58	DIODE	UDZSTE-173.9B

JACK

REF. NO.	PART NO.	DESCRIPTION	VALUES
J180	1-819-355-21	PHONO JACK	3P
J181	1-819-356-21	PHONO JACK	3P

RESISTOR

REF. NO.	PART NO.	DESCRIPTION	VALUES
R180	1-216-849-11	METAL CHIP	220K 5% 1/10W
R181	1-216-849-11	METAL CHIP	220K 5% 1/10W
R182	1-218-831-11	METAL CHIP	220 0.50% 1/10W
R183	1-216-821-11	METAL CHIP	1K 5% 1/10W
R184	1-216-821-11	METAL CHIP	1K 5% 1/10W
R185	1-216-864-11	SHORT CHIP	
R186	1-216-864-11	SHORT CHIP	
R187	1-218-831-11	METAL CHIP	220 0.50% 1/10W
R188	1-218-831-11	METAL CHIP	220 0.50% 1/10W

VARISTOR

REF. NO.	PART NO.	DESCRIPTION	VALUES
VD180	1-803-974-21	VARISTOR, CHIP	(1608)
VD181	1-803-974-21	VARISTOR, CHIP	(1608)
VD182	1-803-974-21	VARISTOR, CHIP	(1608)
VD186	1-803-974-21	VARISTOR, CHIP	(1608)
VD187	1-803-974-21	VARISTOR, CHIP	(1608)
VD188	1-803-974-21	VARISTOR, CHIP	(1608)

REF. NO.	PART NO.	DESCRIPTION	VALUES
D114	8-719-064-07	DIODE	SML-310LTT86
D115	6-500-861-01	DIODE	SML-020MVT-T86
<u>IC</u>			
IC110	6-707-223-01	IC	LM75BIM-5/NOPB
IC111	6-703-744-01	IC	GP1UE26SXKOF
<u>TRANSISTOR</u>			
Q110	8-729-120-28	TRANSISTOR	2SC1623-L5L6
Q111	8-729-120-28	TRANSISTOR	2SC1623-L5L6
Q112	8-729-120-28	TRANSISTOR	2SC1623-L5L6
Q113	8-729-120-28	TRANSISTOR	2SC1623-L5L6
<u>RESISTOR</u>			
R110	1-216-823-11	METAL CHIP	1.5K 5% 1/10W
R112	1-216-801-11	METAL CHIP	22 5% 1/10W
R113	1-216-805-11	METAL CHIP	47 5% 1/10W
R114	1-216-864-11	SHORT CHIP	
R115	1-216-801-11	METAL CHIP	22 5% 1/10W
R117	1-216-833-11	METAL CHIP	10K 5% 1/10W
R118	1-216-833-11	METAL CHIP	10K 5% 1/10W
R119	1-216-864-11	SHORT CHIP	
R122	1-216-833-11	METAL CHIP	10K 5% 1/10W
R123	1-216-833-11	METAL CHIP	10K 5% 1/10W
R124	1-216-813-11	METAL CHIP	220 5% 1/10W
R125	1-216-813-11	METAL CHIP	220 5% 1/10W
R126	1-216-833-11	METAL CHIP	10K 5% 1/10W
R127	1-216-833-11	METAL CHIP	10K 5% 1/10W
R128	1-216-813-11	METAL CHIP	220 5% 1/10W
R129	1-216-833-11	METAL CHIP	10K 5% 1/10W
R130	1-216-833-11	METAL CHIP	10K 5% 1/10W
R131	1-216-833-11	METAL CHIP	10K 5% 1/10W
R132	1-216-833-11	METAL CHIP	10K 5% 1/10W
R133	1-218-839-11	METAL CHIP	470 0.50% 1/10W
R137	1-218-839-11	METAL CHIP	470 0.50% 1/10W
R138	1-216-864-11	SHORT CHIP	
<u>SWITCH</u>			
S110	1-692-431-21	SWITCH, TACTILE	



REF. NO.	PART NO.	DESCRIPTION	VALUES			REF. NO.	PART NO.	DESCRIPTION	VALUES		
<div style="border: 1px solid black; padding: 5px; display: inline-block; font-size: 2em; font-weight: bold; margin-bottom: 10px;">K</div> <p>A-1175-422-A K BOARD, COMPLETE</p> <p>4-382-854-01 SCREW (M3X8), P, SW (+)</p>					D2509	8-719-000-07	DIODE	MC2836			
					D2510	6-500-335-01	DIODE	MC2838-T112-1			
					D2511	6-500-335-01	DIODE	MC2838-T112-1			
					D2513	6-500-335-01	DIODE	MC2838-T112-1			
					<u>FERRITE BEAD</u>						
					FB2500	1-414-229-11	FERRITE	0μH			
					FB2501	1-414-229-11	FERRITE	0μH			
					<u>IC</u>						
					IC2500	8-759-246-70	IC	TA8216HQ			
					<u>IC LINK</u>						
					PS2500	1-532-984-11	IC LINK	2A	50V		
					<u>TRANSISTOR</u>						
					Q2500	8-729-120-28	TRANSISTOR	2SC1623-L5L6			
					Q2501	8-729-120-28	TRANSISTOR	2SC1623-L5L6			
					Q2502	8-729-120-28	TRANSISTOR	2SC1623-L5L6			
					Q2503	8-729-120-28	TRANSISTOR	2SC1623-L5L6			
					Q2504	8-729-600-22	TRANSISTOR	2SA1235-F			
					<u>RESISTOR</u>						
					R2500	1-216-864-11	SHORT CHIP				
					R2501	1-216-821-11	METAL CHIP	1K	5%	1/10W	
					R2502	1-216-833-11	METAL CHIP	10K	5%	1/10W	
					R2503	1-216-821-11	METAL CHIP	1K	5%	1/10W	
					R2504	1-216-821-11	METAL CHIP	1K	5%	1/10W	
					R2505	1-216-833-11	METAL CHIP	10K	5%	1/10W	
					R2506	1-216-821-11	METAL CHIP	1K	5%	1/10W	
					R2509	1-216-825-11	METAL CHIP	2.2K	5%	1/10W	
					R2510	1-216-825-11	METAL CHIP	2.2K	5%	1/10W	
					R2511	1-216-825-11	METAL CHIP	2.2K	5%	1/10W	
					R2512	1-216-825-11	METAL CHIP	2.2K	5%	1/10W	
					R2513	1-216-813-11	METAL CHIP	220	5%	1/10W	
					R2514	1-216-833-11	METAL CHIP	10K	5%	1/10W	
					R2515	1-216-833-11	METAL CHIP	10K	5%	1/10W	
					R2516	1-216-813-11	METAL CHIP	220	5%	1/10W	
					R2517	1-216-821-11	METAL CHIP	1K	5%	1/10W	
					R2518	1-249-385-11	CARBON	2.2	5%	1/4W	
					R2519	1-249-385-11	CARBON	2.2	5%	1/4W	
					R2520	1-216-833-11	METAL CHIP	10K	5%	1/10W	
					R2521	1-216-833-11	METAL CHIP	10K	5%	1/10W	
					<u>CONNECTION</u>						
					CN2500	1-580-838-11	PIN, CONNECTOR (PC BOARD)	4P			
					CN2501	1-793-660-11	PIN, CONNECTOR (PC BOARD)				
					CN2502	1-564-509-11	PLUG, CONNECTOR	6P			
					<u>DIODE</u>						
					D2504	8-719-083-85	DIODE	UDZSTE-1722B			
					D2505	8-719-083-85	DIODE	UDZSTE-1722B			
					D2506	6-500-335-01	DIODE	MC2838-T112-1			
					D2507	8-719-000-07	DIODE	MC2836			
					D2508	8-719-000-07	DIODE	MC2836			



REF. NO.	PART NO.	DESCRIPTION	VALUES	REF. NO.	PART NO.	DESCRIPTION	VALUES
D8424	8-719-977-28	DIODE	DTZ10B	RESISTOR			
D8425	8-719-069-55	DIODE	UDZSTE-175.6B	R8401	1-218-871-11	METAL CHIP	10K 0.50% 1/10W
D8426	8-719-977-28	DIODE	DTZ10B	R8402	1-218-831-11	METAL CHIP	220 0.50% 1/10W
D8427	8-719-977-28	DIODE	DTZ10B	R8404	1-218-831-11	METAL CHIP	220 0.50% 1/10W
D8428	8-719-083-57	DIODE	UDZSTE-173.6B	R8405	1-216-809-11	METAL CHIP	100 5% 1/10W
D8429	8-719-083-57	DIODE	UDZSTE-173.6B	R8406	1-218-871-11	METAL CHIP	10K 0.50% 1/10W
IC				R8407	1-216-821-11	METAL CHIP	1K 5% 1/10W
IC8402	8-753-232-63	IC	CXA2229Q-T6	R8409	1-218-871-11	METAL CHIP	10K 0.50% 1/10W
IC8403	8-752-107-98	IC	CXA2188Q-T4	R8410	1-218-831-11	METAL CHIP	220 0.50% 1/10W
IC8404	8-759-278-58	IC	NJM4558V-TE2	R8411	1-218-831-11	METAL CHIP	220 0.50% 1/10W
JACK				R8412	1-218-831-11	METAL CHIP	220 0.50% 1/10W
J8400	1-780-271-11	S CONNECTOR BLOCK		R8413	1-216-853-11	METAL CHIP	470K 5% 1/10W
J8401	1-819-357-11	PHONO JACK	10P	R8414	1-216-809-11	METAL CHIP	100 5% 1/10W
* J8402	1-819-358-11	PHONO JACK		R8415	1-218-871-11	METAL CHIP	10K 0.50% 1/10W
* J8403	1-819-358-11	PHONO JACK		R8416	1-216-821-11	METAL CHIP	1K 5% 1/10W
				R8417	1-216-809-11	METAL CHIP	100 5% 1/10W
COIL				R8420	1-216-809-11	METAL CHIP	100 5% 1/10W
L8401	1-469-555-21	INDUCTOR	10µH	R8422	1-218-831-11	METAL CHIP	220 0.50% 1/10W
L8402	1-469-555-21	INDUCTOR	10µH	R8424	1-216-809-11	METAL CHIP	100 5% 1/10W
L8403	1-469-555-21	INDUCTOR	10µH	R8425	1-216-809-11	METAL CHIP	100 5% 1/10W
L8404	1-469-555-21	INDUCTOR	10µH	R8427	1-216-829-11	METAL CHIP	4.7K 5% 1/10W
L8405	1-469-555-21	INDUCTOR	10µH	R8428	1-216-815-11	METAL CHIP	330 5% 1/10W
L8406	1-469-555-21	INDUCTOR	10µH	R8429	1-216-809-11	METAL CHIP	100 5% 1/10W
				R8430	1-218-871-11	METAL CHIP	10K 0.50% 1/10W
				R8431	1-216-815-11	METAL CHIP	330 5% 1/10W
				R8432	1-216-807-11	METAL CHIP	68 5% 1/10W
				R8433	1-216-807-11	METAL CHIP	68 5% 1/10W
Q8400	8-729-120-28	TRANSISTOR	2SC1623-L5L6	R8434	1-216-809-11	METAL CHIP	100 5% 1/10W
Q8401	8-729-120-28	TRANSISTOR	2SC1623-L5L6	R8435	1-216-809-11	METAL CHIP	100 5% 1/10W
Q8402	8-729-120-28	TRANSISTOR	2SC1623-L5L6	R8436	1-216-864-11	SHORT CHIP	
Q8403	8-729-120-28	TRANSISTOR	2SC1623-L5L6	R8437	1-216-864-11	SHORT CHIP	
Q8405	6-551-390-01	TRANSISTOR	RT1A3906-T122-1	R8442	1-216-864-11	SHORT CHIP	
Q8406	6-551-390-01	TRANSISTOR	RT1A3906-T122-1	R8443	1-216-864-11	SHORT CHIP	
Q8407	6-551-390-01	TRANSISTOR	RT1A3906-T122-1	R8456	1-216-864-11	SHORT CHIP	
Q8408	8-729-600-22	TRANSISTOR	2SA1235-F	R8457	1-216-864-11	SHORT CHIP	
Q8409	8-729-600-22	TRANSISTOR	2SA1235-F	R8464	1-216-829-11	METAL CHIP	4.7K 5% 1/10W
Q8410	8-729-120-28	TRANSISTOR	2SC1623-L5L6	R8465	1-216-829-11	METAL CHIP	4.7K 5% 1/10W
Q8411	8-729-120-28	TRANSISTOR	2SC1623-L5L6	R8466	1-216-829-11	METAL CHIP	4.7K 5% 1/10W
Q8412	8-729-120-28	TRANSISTOR	2SC1623-L5L6	R8467	1-216-829-11	METAL CHIP	4.7K 5% 1/10W
Q8413	8-729-600-22	TRANSISTOR	2SA1235-F	R8468	1-216-829-11	METAL CHIP	4.7K 5% 1/10W
Q8414	8-729-600-22	TRANSISTOR	2SA1235-F	R8469	1-216-829-11	METAL CHIP	4.7K 5% 1/10W
Q8607	8-729-600-22	TRANSISTOR	2SA1235-F	R8470	1-216-853-11	METAL CHIP	470K 5% 1/10W
				R8471	1-216-853-11	METAL CHIP	470K 5% 1/10W



REF. NO.	PART NO.	DESCRIPTION	VALUES			REF. NO.	PART NO.	DESCRIPTION	VALUES		
R8472	1-218-831-11	METAL CHIP	220	0.50%	1/10W	R8520	1-216-861-11	METAL CHIP	2.2M	5%	1/10W
R8473	1-218-831-11	METAL CHIP	220	0.50%	1/10W	R8521	1-216-861-11	METAL CHIP	2.2M	5%	1/10W
R8474	1-218-831-11	METAL CHIP	220	0.50%	1/10W	R8522	1-216-809-11	METAL CHIP	100	5%	1/10W
R8475	1-216-853-11	METAL CHIP	470K	5%	1/10W	R8523	1-216-809-11	METAL CHIP	100	5%	1/10W
R8476	1-216-853-11	METAL CHIP	470K	5%	1/10W	R8524	1-216-809-11	METAL CHIP	100	5%	1/10W
R8477	1-218-831-11	METAL CHIP	220	0.50%	1/10W	R8525	1-216-809-11	METAL CHIP	100	5%	1/10W
R8478	1-218-831-11	METAL CHIP	220	0.50%	1/10W	R8526	1-216-809-11	METAL CHIP	100	5%	1/10W
R8479	1-216-853-11	METAL CHIP	470K	5%	1/10W	R8527	1-216-809-11	METAL CHIP	100	5%	1/10W
R8480	1-218-831-11	METAL CHIP	220	0.50%	1/10W	R8528	1-216-809-11	METAL CHIP	100	5%	1/10W
R8481	1-218-831-11	METAL CHIP	220	0.50%	1/10W	R8529	1-216-809-11	METAL CHIP	100	5%	1/10W
R8482	1-218-831-11	METAL CHIP	220	0.50%	1/10W	R8530	1-216-809-11	METAL CHIP	100	5%	1/10W
R8483	1-218-831-11	METAL CHIP	220	0.50%	1/10W	R8531	1-216-809-11	METAL CHIP	100	5%	1/10W
R8484	1-218-831-11	METAL CHIP	220	0.50%	1/10W	R8532	1-216-809-11	METAL CHIP	100	5%	1/10W
R8485	1-218-831-11	METAL CHIP	220	0.50%	1/10W	R8533	1-216-809-11	METAL CHIP	100	5%	1/10W
R8486	1-218-831-11	METAL CHIP	220	0.50%	1/10W	R8534	1-216-809-11	METAL CHIP	100	5%	1/10W
R8487	1-218-831-11	METAL CHIP	220	0.50%	1/10W	R8535	1-216-821-11	METAL CHIP	1K	5%	1/10W
R8488	1-218-831-11	METAL CHIP	220	0.50%	1/10W	R8538	1-216-864-11	SHORT CHIP			
R8490	1-218-678-11	METAL CHIP	270	0.50%	1/10W	R8539	1-216-801-11	METAL CHIP	22	5%	1/10W
R8491	1-218-831-11	METAL CHIP	220	0.50%	1/10W	R8540	1-216-801-11	METAL CHIP	22	5%	1/10W
R8492	1-218-831-11	METAL CHIP	220	0.50%	1/10W	R8541	1-216-857-11	METAL CHIP	1M	5%	1/10W
R8493	1-218-678-11	METAL CHIP	270	0.50%	1/10W	R8542	1-216-853-11	METAL CHIP	470K	5%	1/10W
R8494	1-218-831-11	METAL CHIP	220	0.50%	1/10W	R8543	1-216-853-11	METAL CHIP	470K	5%	1/10W
R8495	1-218-831-11	METAL CHIP	220	0.50%	1/10W	R8544	1-218-831-11	METAL CHIP	220	0.50%	1/10W
R8496	1-218-678-11	METAL CHIP	270	0.50%	1/10W	R8545	1-218-831-11	METAL CHIP	220	0.50%	1/10W
R8497	1-218-831-11	METAL CHIP	220	0.50%	1/10W	R8546	1-218-831-11	METAL CHIP	220	0.50%	1/10W
R8498	1-218-831-11	METAL CHIP	220	0.50%	1/10W	R8547	1-218-831-11	METAL CHIP	220	0.50%	1/10W
R8499	1-218-831-11	METAL CHIP	220	0.50%	1/10W	R8548	1-218-831-11	METAL CHIP	220	0.50%	1/10W
R8500	1-218-831-11	METAL CHIP	220	0.50%	1/10W	R8549	1-218-831-11	METAL CHIP	220	0.50%	1/10W
R8501	1-216-853-11	METAL CHIP	470K	5%	1/10W	R8550	1-218-831-11	METAL CHIP	220	0.50%	1/10W
R8502	1-216-853-11	METAL CHIP	470K	5%	1/10W	R8551	1-218-831-11	METAL CHIP	220	0.50%	1/10W
R8503	1-216-807-11	METAL CHIP	68	5%	1/10W	R8552	1-216-821-11	METAL CHIP	1K	5%	1/10W
R8504	1-216-815-11	METAL CHIP	330	5%	1/10W	R8553	1-216-864-11	SHORT CHIP			
R8505	1-216-815-11	METAL CHIP	330	5%	1/10W	R8554	1-216-864-11	SHORT CHIP			
R8506	1-216-807-11	METAL CHIP	68	5%	1/10W	R8555	1-216-829-11	METAL CHIP	4.7K	5%	1/10W
R8507	1-216-809-11	METAL CHIP	100	5%	1/10W	R8556	1-216-829-11	METAL CHIP	4.7K	5%	1/10W
R8508	1-216-807-11	METAL CHIP	68	5%	1/10W	R8557	1-216-829-11	METAL CHIP	4.7K	5%	1/10W
R8509	1-216-815-11	METAL CHIP	330	5%	1/10W	R8558	1-216-829-11	METAL CHIP	4.7K	5%	1/10W
R8510	1-216-809-11	METAL CHIP	100	5%	1/10W	R8559	1-216-829-11	METAL CHIP	4.7K	5%	1/10W
R8511	1-216-809-11	METAL CHIP	100	5%	1/10W	R8560	1-216-829-11	METAL CHIP	4.7K	5%	1/10W
R8512	1-216-821-11	METAL CHIP	1K	5%	1/10W	R8561	1-216-813-11	METAL CHIP	220	5%	1/10W
R8513	1-216-857-11	METAL CHIP	1M	5%	1/10W	R8562	1-216-813-11	METAL CHIP	220	5%	1/10W
R8517	1-216-809-11	METAL CHIP	100	5%	1/10W	R8563	1-216-829-11	METAL CHIP	4.7K	5%	1/10W
R8518	1-216-809-11	METAL CHIP	100	5%	1/10W	R8564	1-216-829-11	METAL CHIP	4.7K	5%	1/10W
R8519	1-216-861-11	METAL CHIP	2.2M	5%	1/10W	R8565	1-216-834-11	METAL CHIP	12K	5%	1/10W



REF. NO.	PART NO.	DESCRIPTION	VALUES			REF. NO.	PART NO.	DESCRIPTION	VALUES		
R8566	1-216-845-11	METAL CHIP	100K	5%	1/10W						
R8567	1-216-825-11	METAL CHIP	2.2K	5%	1/10W						
R8568	1-216-825-11	METAL CHIP	2.2K	5%	1/10W						
R8569	1-216-825-11	METAL CHIP	2.2K	5%	1/10W						
R8570	1-216-845-11	METAL CHIP	100K	5%	1/10W						
R8571	1-216-825-11	METAL CHIP	2.2K	5%	1/10W						
R8572	1-216-833-11	METAL CHIP	10K	5%	1/10W						
R8573	1-216-825-11	METAL CHIP	2.2K	5%	1/10W						
R8574	1-216-825-11	METAL CHIP	2.2K	5%	1/10W						
R8575	1-216-821-11	METAL CHIP	1K	5%	1/10W						
R8576	1-216-821-11	METAL CHIP	1K	5%	1/10W						
R8577	1-216-821-11	METAL CHIP	1K	5%	1/10W						
R8578	1-216-864-11	SHORT CHIP									
R8579	1-216-853-11	METAL CHIP	470K	5%	1/10W						
R8580	1-216-864-11	SHORT CHIP									
R8581	1-216-853-11	METAL CHIP	470K	5%	1/10W						
R8601	1-216-864-11	SHORT CHIP									
R8602	1-216-809-11	METAL CHIP	100	5%	1/10W						
R8603	1-216-809-11	METAL CHIP	100	5%	1/10W						
R8611	1-216-864-11	SHORT CHIP									
R8614	1-218-708-11	METAL CHIP	4.7K	0.50%	1/10W						
R8615	1-216-829-11	METAL CHIP	4.7K	5%	1/10W						
R8616	1-216-829-11	METAL CHIP	4.7K	5%	1/10W						
R8637	1-216-864-11	SHORT CHIP									
R8638	1-216-864-11	SHORT CHIP									
R8639	1-216-864-11	SHORT CHIP									
R8646	1-216-821-11	METAL CHIP	1K	5%	1/10W						
R8647	1-216-809-11	METAL CHIP	100	5%	1/10W						
<u>VARISTOR</u>											
VD8414	1-803-974-21	VARISTOR, CHIP	(1608)								
VD8415	1-803-974-21	VARISTOR, CHIP	(1608)								
VD8426	1-803-974-21	VARISTOR, CHIP	(1608)								
VD8427	1-803-974-21	VARISTOR, CHIP	(1608)								
VD8428	1-803-974-21	VARISTOR, CHIP	(1608)								
VD8429	1-803-974-21	VARISTOR, CHIP	(1608)								
VD8430	1-803-974-21	VARISTOR, CHIP	(1608)								
VD8431	1-803-974-21	VARISTOR, CHIP	(1608)								
VD8432	1-803-974-21	VARISTOR, CHIP	(1608)								
VD8433	1-803-974-21	VARISTOR, CHIP	(1608)								
<u>CRYSTAL</u>											
X8400	1-813-124-21	VIBRATOR, CERAMIC									

REF. NO.	PART NO.	DESCRIPTION	VALUES	REF. NO.	PART NO.	DESCRIPTION	VALUES
<u>MISCELLANEOUS</u>							
	2-580-591-01	SCREW, +PSW M3X5			2-681-559-12	MANUAL, INSTRUCTION (KDF-42E2000/50E2000/55E2000 ONLY)	
	3-252-830-01	SCREW (B3), (+) PWH TAPPING			2-681-559-21	MANUAL, INSTRUCTION (KDF-42E2000/50E2000/55E2000 ONLY)	
	4-218-253-32	SCREW (M2.6), +BTTP			2-681-559-31	MANUAL, INSTRUCTION (KDF-42E2010/50E2010/55E2010 ONLY)	
	4-319-520-11	SCREW, SPECIAL (+PW4X30)		*	2-671-871-01	TRAY (KDF-46E2000/46E2010 ONLY)	
	4-382-854-01	SCREW (M3X8), P, SW (+)		*	2-678-965-01	TRAY (KDF-50E2000/50E2010 ONLY)	
	7-623-210-22	SW 4,TYPE 2		*	2-671-860-01	TRAY (KDF-55E2000/55E2010 ONLY)	
	7-681-000-00	SCREW +PWH M2X5			F-9308-7500	LAMP BLOCK ASSEMBLY (LAMP # XL-2400)	
	7-682-660-09	SCREW +PS 4X6			2-673-375-02	HOLDER, CONNECTOR (FOR T2 BOARD)	
	7-682-949-01	SCREW +PSW 3X10					
	7-685-147-21	SCREW +P 3X10 TYPE2 SLIT					
	7-685-646-79	SCREW +BVTP 3X8 TYPE2 IT-3					
	7-685-903-31	SCREW +PTPWH 3X10 (TYPE2)					
	7-684-024-04	N 4, TYPE 2					
<u>PACKING AND ACCESSORIES</u>				<u>REMOTE COMMANDER</u>			
	A-1192-107-A	ACCESSORY ASSY (KDF-42E2000/50E2000/55E2000 ONLY)			1-479-827-11	REMOTE COMMANDER (RM-YD010)	
	A-1192-108-A	ACCESSORY ASSY (KDF-42E2010/50E2010/55E2010 ONLY)					
*	2-671-873-01	BAG, PROTECTION (KDF-46E2000/46E2010 ONLY)					
*	2-671-862-01	BAG, PROTECTION (KDF-55E2000/55E2010 ONLY)					
*	2-678-964-01	CARTON, HSC (KDF-50E2000 ONLY)					
*	2-693-824-01	CARTON, INDIVIDUAL (KDF-50E2010 ONLY)					
*	2-678-966-01	CUSHION, LOWER (KDF-50E2000/50E2010 ONLY)					
*	2-678-967-01	CUSHION, UPPER (KDF-50E2000/50E2010 ONLY)					
	2-681-560-12	GUIDE, QUICK SETUP (KDF-42E2000/50E2000/55E2000 ONLY)					
	2-681-560-21	GUIDE, QUICK SETUP (KDF-42E2000/50E2000/55E2000 ONLY)					
	2-681-560-31	GUIDE, QUICK SETUP (KDF-42E2010/50E2010/55E2010 ONLY)					

Sony Corporation
Sony Technology Center
Technical Services
Service Promotion Department

English
2006EJ74WEB-1
Printed in USA
© 2006.05

APPENDIX A: REPLACING THE LAMP

The following instructions are from the Operating Instructions manuals for these models.

Replacing the Lamp

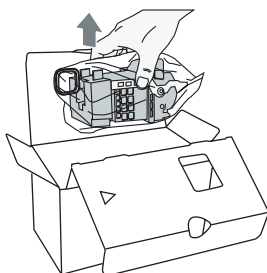
The Projection lamp, like all lamps, will eventually lose brightness and functionality, which affects the overall performance of your Television. How long the Lamp maintains its brightness will vary depending upon your usage and environmental conditions. To maintain the quality of your viewing experience, Sony recommends that you replace the Lamp (1) after approximately 8,000 hours of use (the TV will display a message reminding you to replace the lamp); (2) when the screen becomes dark or the color looks unusual; or (3) when the LAMP indicator on the front of the TV flashes.

WARNING


Electric appliances can cause fire or high temperature, resulting in injury or death. Be sure to follow the instructions below.


- Use a Sony XL-2400 replacement lamp (not supplied) for replacement. Use of any other lamp may damage the TV.
- Do not remove the lamp for any purpose other than replacement. Doing so may cause injury or fire.
- Do not put flammable materials and metal objects inside the lamp receptacle of the TV after removing the lamp. Doing so may cause fire or electrical shock. Do not touch the lamp receptacle once the lamp has been removed.
- When the lamp eventually burns out, you may hear a noticeable pop sound. This is normal and it is inherent to this type of lamp.
- In rare instances, the bulb may pop inside the lamp unit, but the lamp unit is designed to contain all of the broken glass pieces inside the lamp unit.
- This television's lamp contains mercury and should be disposed of properly. Consult your local authorities regarding safe disposal. "The material contained in this lamp are similar to those of a fluorescent lamp, so you should dispose of it in the same way.

How to Replace the Lamp

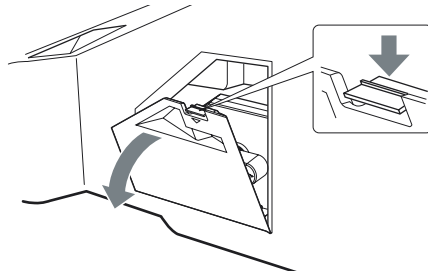


- 1** Turn off the power on the main unit. Wait several minutes, then unplug the power cord.
(The cooling fan will continue to operate for about two minutes after turning the power off.)
- 2** Wait at least 30 minutes after unplugging the power cord to allow the lamp to cool down before replacing it. To avoid being burned, do not touch the lamp receptacle once the lamp has been removed.
- 3** Take the new lamp out of the box.
Do not touch the glass portion of the new lamp.

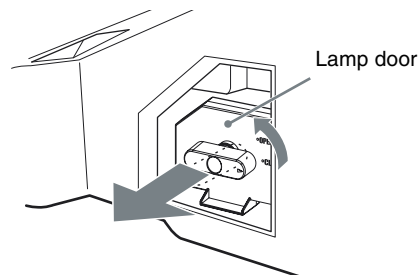
 **Do not shake the lamp. Vibration can damage the lamp or shorten its life.**

 **Avoid touching the front glass of a new lamp or the glass of the lamp receptacle. This may reduce picture quality or lamp life.**

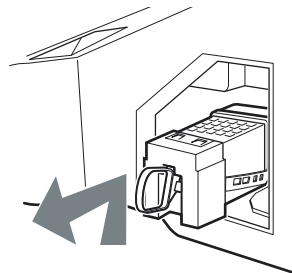
- 4** Remove the outside lamp cover.





- 5** Remove the lamp door.
Turn the knob counterclockwise to OPEN and pull out the cover.



- 6** Pull out the lamp.
Hook a finger through the loop of the lamp handle and pull the handle upwards. Then pull the lamp straight out.



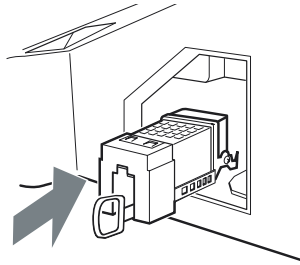
-  **The lamp is very hot immediately after use. Never touch the glass portion of the lamp or the surrounding parts.**
-  **After the used lamp has cooled, place it into the empty box of the replacement lamp. Never put the used lamp into a plastic bag.**


Other Information

(Continued)

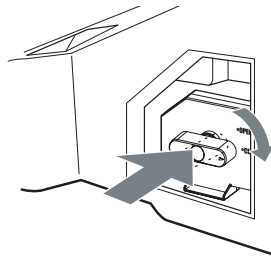
77

- 7** Put the new lamp into its place.
Mount the new lamp securely. Failure to do so may cause a fire or the screen to go dark.

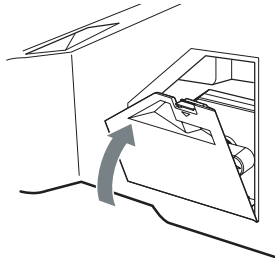


 **If the lamp is not securely reattached, the self-diagnostic function may be triggered and the POWER indicator flashes three times (see page 12).**


- 8** Reattach the lamp door.
Turn the knob back to CLOSE and secure the cover.




- 9** Put the outside lamp cover back in its place.



- 10** Select the Lamp Replacement option (MENU > Settings > Setup menu) and follow the on-screen procedure.

 **Consult your Sony dealer for a Sony XL-2400 replacement lamp.**

 **Take great care when replacing the lamp or plugging in/unplugging the connecting cords. Rough handling may cause the TV to fall, damaging the TV, the TV stand and the floor.**

The used lamp**For customers in the United States:**

This product contains mercury. Disposal of this product may be regulated if sold in the United States. For disposal or recycling information, please contact your local authorities or the Electronics Industry Alliance (<http://www.eiae.org>).

- Do not leave the used lamp near flammable materials or within the reach of children.
- Do not pour water onto the used lamp or put any object inside the lamp. Doing so may cause the lamp to burst.

For replacement lamp information visit:

U. S. residents: <http://www.sonystyle.com/tv/>

Canadian residents: <http://www.sonystyle.ca/tv/>

In an effort to reduce the size of this pdf file the tiled schematics are not attached to this Service Manual. To receive a complete set of the tiled schematics for this manual please submit a request to the Service Promotion Department at Service_Promotion@am.sony.com.