

Quantum Hard Drive AT Configuration Card

1 DRIVE MOUNTING SCREW REQUIREMENTS

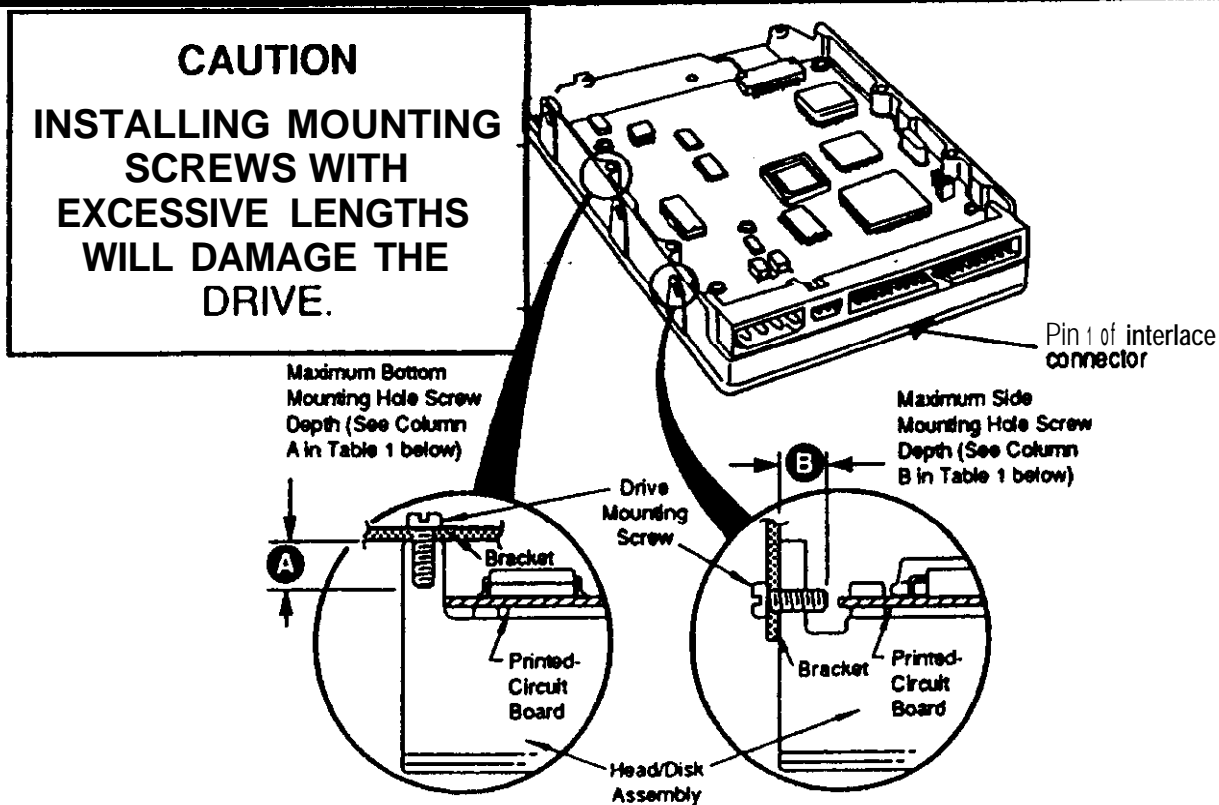


Figure 1 Drive Mounting Screw Locations

Table 1 Drive Mounting Screw Requirements

Quantum Drive Type		Thread Type	A Maximum Bottom Depth	B Maximum Side Depth
ProDrive	40, 80, 120, 170, 210, 425, 425i	6-32 UNC	0.216 Inches (5.5 mm)	0.13 Inches (3.3 mm)
ProDrive LPS	127, 170, 210, 270, 340, 420, 540	6-32 UNC	0.14 Inches (3.5 mm)	0.17 Inches (4.3 mm)
ProDrive LPS	525	6-32 UNC	0.18 Inches (4.5 mm)	0.14 Inches (3.6 mm)
TR	420, 635, 850	6-32 UNC	0.31 Inches (8.0mm)	0.20 Inches (5.2mm)
FB	540, 1080	6-32 UNC	0.25 Inches (6.35mm)	0.25 Inches (6.35mm)
All additional ProDrives		6-32 UNC	0.10 Inches (2.6 mm)	0.17 Inches (4.3 mm)

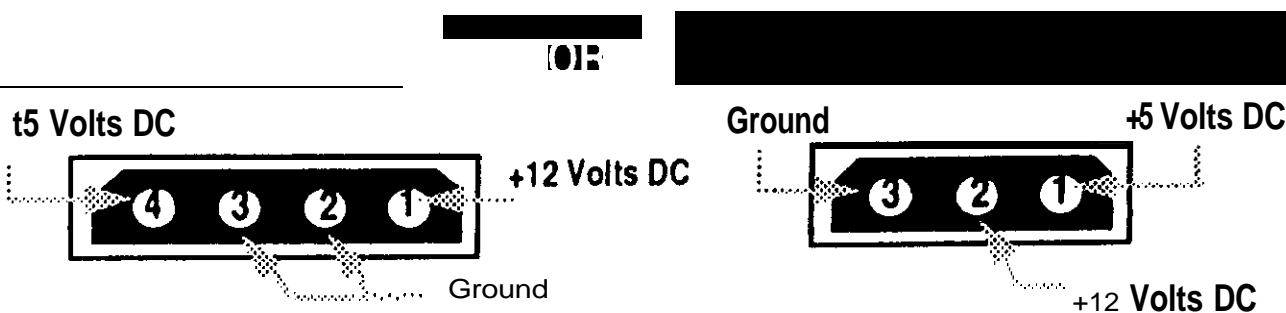


Figure 2 3- and 4-Pin DC Power Pinout

Note: Drive jumper locations are consistent for all ProDrive AT drives. Drive IC size and positioning may vary.

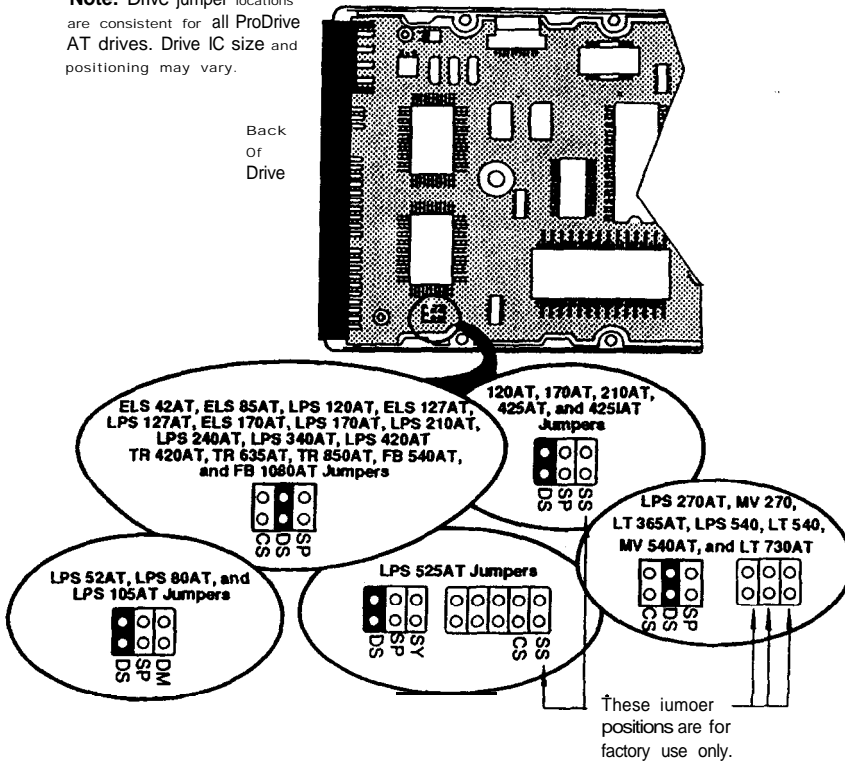



Figure 3 AT Jumper Locations

Use Table 2 information only when two hard drives are installed on one cable.

Table 2 AT Master/Slave Jumper Settings

		Master Drive		
		120/170/210/425/ 4251, LPS 52/80/105	ELS 42/85/127/170, LPS 120/127/170/210/240/ 270/340/420/525/540, FB 540/1080, LT 365/540/730, TR 420/635/850, MV 270/540	Other Drives'
Slave Drive	No Slave	Master -DS	Master -DS	? ¹
	120/170/210/425/425i	Master-DS or DS, SP Slave=None	Master-DS,SP Slave=None	Master=? ¹ Slave-SP or None
	LPS 52/80/105	Master-DS or DS, SP Slave=None	Master-DS Slave=None	Master=? ¹ Slave=None
	ELS 42/85/127/170, LPS 120/127/170/210/240/ 270/340/420/525/540, FB 540/1080, LT 365/540/730, TR 420/635/650 MV 270/540	Master-DS,SP Slave=None	Master-DS Slave=None	Master=? ¹ Slave=None
	Other Drives'	Master-DS or DS, SP Slave=? ¹	Master-DS or DS, SP Slave=? ¹	Master=? ¹ Slave=? ¹



In the U.S. and Canada, Quantum technical support lines are open Monday through Thursday from 5:00 AM to 5:00 PM and Friday from 7:00 AM to 2:00 PM Pacific Time. The Technical Support telephone number in the U.S. is: 1-800-826-8022. The following 24-hour services are available:

- Fax-On-Demand 1-800-4DISKFAX
- BBS 1-408-894-3214

For technical support outside the U.S. and Canada, please contact your dealer for local distributor information or contact the distributor directly.

5 AT SPECIFICATIONS

Parameter ¹	Formatted Capacity (MB)	Logical Cylinders	Logical Heads	Logical Sectors per Track	Sectors per Drive
ELS 42	42	968	5	17	82,280
ELS 85	85	977	10	17	166,090
LPS 120	122	901	5	53	238,765
ELS 127	127	919	16	17	249,968
LPS 127	127.9	919	16	17	249,968
ELS 170	170	1011	15	22	333,630
LPS 170	170.1	1011	15	22	333,630
LPS 210	211	723	15	38	412,110
LPS 240	245	723	13	51	479,349
LPS 270	270	944	14	40	528,640
MV 270	270	944	14	40	528,640
LPS 340	342.6	1011	15	44	667,260
LT 365	365	976	12	61	714,432
LPS 420	420	1010	16	51	824,160
TR 420	421.96	1010	16	51	824,160
425/425i	426	1021	16	51	833,136
LPS 525	525	1017	16	63	1,025,136
LPS 540 ²	540	1120	16	59	1,057,280
MV 540 ²	540	1049	16	63	1,049,663
LT 540 ²	540	112	16	59	1,057,280
FB 540 ²	544	1056	16	63	1,064,448
TR 635 ²	637.09	1234	16	63	1,243,872
LT 730 ²	730	1416	16	63	1,427,328
TR 850 ²	850	1647	16	63	1,660,176
FB 1080 ²	1089	2112	16	63	2,128,896

¹ If required, set write precomposition to none or the logical cylinders value. To define landing zone, use maximum logical cylinder number (all Quantum drives automatically park the heads in the landing zone).

² Drives of capacities greater than 528 MB may require special support. Consult the Install Software supplied with your drive or consult the system manual.

Note: If you are not using Install Software and your system does not have a drive type with the exact logical specifications listed in Table 5, choose a user definable drive type or any drive type that does not exceed the total capacity of the drive.

Quantum

Quantum Empire, Quantum Lightning, Quantum Maverick, Quantum Trailblazer, and Quantum Fireball are trademarks of Quantum Corporation and ProDrive, ProDrive Series, and the Quantum logo are registered trademarks of Quantum Corporation.

© 1995 Quantum Corporation. All rights reserved

81-106838-03